



US00D673909S

(12) **United States Design Patent**
Zaslavsky et al.

(10) **Patent No.:** **US D673,909 S**

(45) **Date of Patent:** **** *Jan. 8, 2013**

(54) **TELEVISION ADAPTER DEVICE WITH VIDEO AND AUDIO OUTPUTS**

(75) Inventors: **Eduard Zaslavsky**, Issaquah, WA (US);
Arthur Vaysman, San Jose, CA (US)

(73) Assignee: **WebTuner, Corp.**, Redmond, WA (US)

(*) Notice: This patent is subject to a terminal disclaimer.

(**) Term: **14 Years**

(21) Appl. No.: **29/418,953**

(22) Filed: **Apr. 24, 2012**

(51) **LOC (9) Cl.** **13-02**

(52) **U.S. Cl.** **D13/110**

(58) **Field of Classification Search** D13/110,
D13/107, 108, 123, 133, 137.1, 199; 174/53,
174/54, 59, 61; 307/150, 151; 320/111,
320/114; 363/140, 142, 143, 146; 439/105,
439/166, 171-173, 218, 518, 692, 956; D14/242,
D14/357, 358, 496, 507, 511

See application file for complete search history.

(56) **References Cited**

U.S. PATENT DOCUMENTS

5,744,934	A	*	4/1998	Wu	320/111
D503,679	S	*	4/2005	Andre et al.	D13/110
D573,946	S	*	7/2008	Ledbetter et al.	D13/110
D595,223	S	*	6/2009	Yamamoto et al.	D13/108
D601,500	S	*	10/2009	Green et al.	D13/110
D602,430	S	*	10/2009	Green et al.	D13/110
D615,556	S	*	5/2010	Yeo et al.	D14/496
D643,807	S	*	8/2011	Jiang	D13/103
2009/0237031	A1	*	9/2009	McSweyn et al.	320/114

* cited by examiner

Primary Examiner — Derrick Holland

(74) *Attorney, Agent, or Firm* — Remenick PLLC

(57) **CLAIM**


The ornamental design for a television adapter device with video and audio outputs, as shown and described.

DESCRIPTION

FIG. 1 is a perspective view of a television adapter device with video and audio outputs showing our new design;
FIG. 2 is a top view thereof;
FIG. 3 is a side view thereof;
FIG. 4 is a front view thereof; and,
FIG. 5 is a back view thereof.

The broken lines shown represent unclaimed subject matter and form no part of the claimed design.

1 Claim, 2 Drawing Sheets






FIG. 1




FIG. 2




FIG. 3

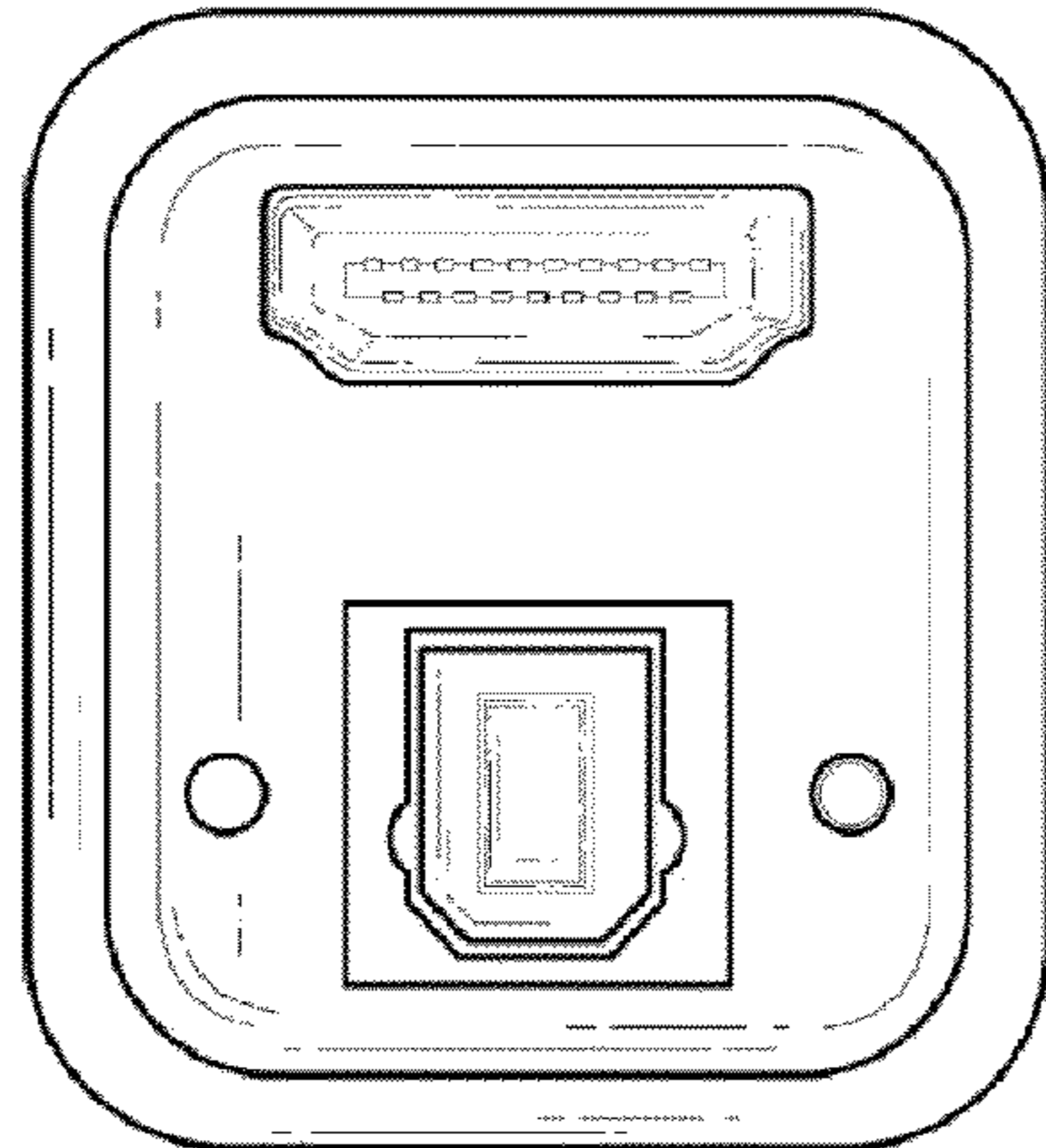


FIG. 4

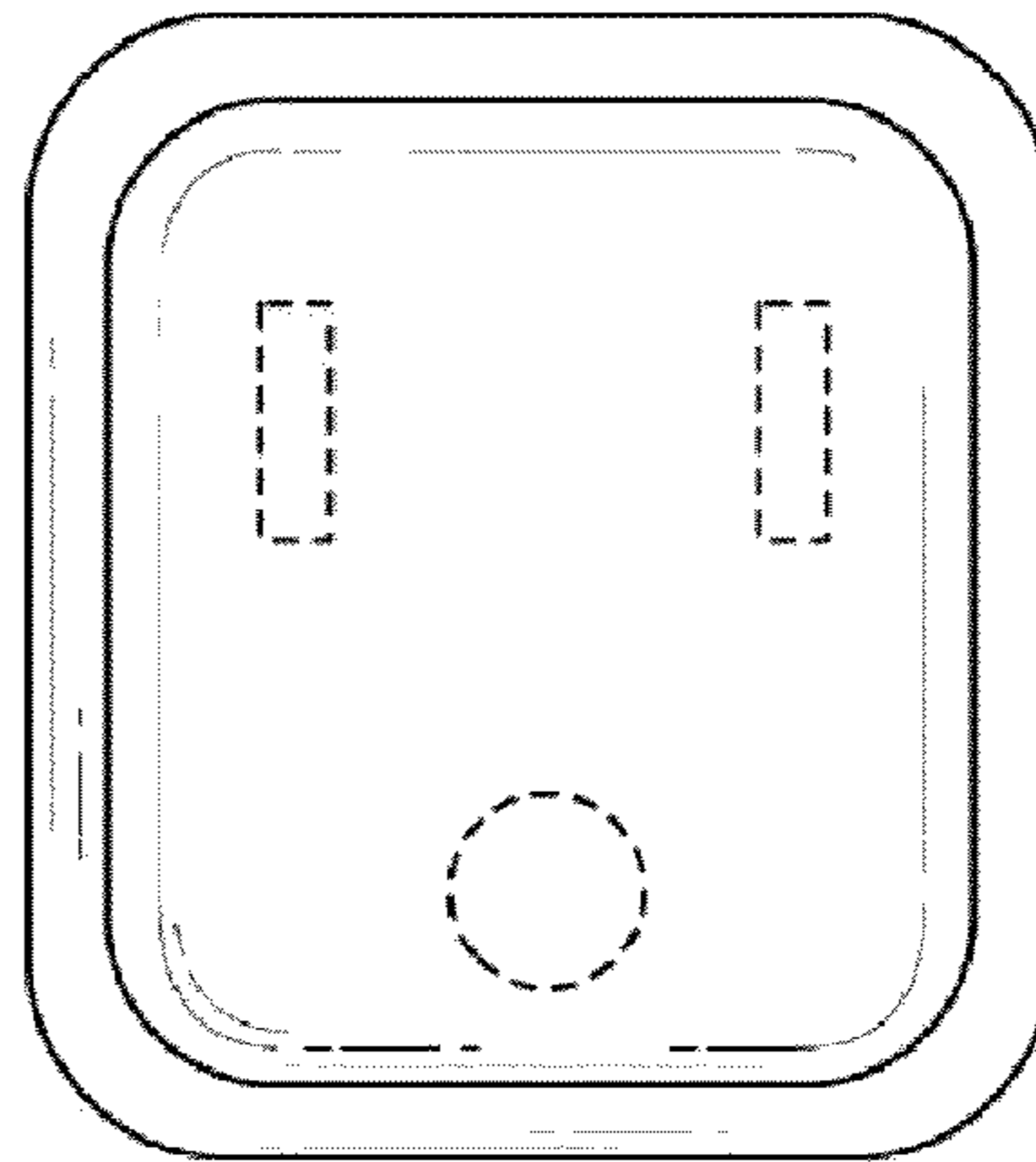


FIG. 5