



US00D673885S

(12) **United States Design Patent**  
**Seay**

(10) **Patent No.:** **US D673,885 S**  
(45) **Date of Patent:** **\*\* Jan. 8, 2013**

- (54) **HEART SHAPED PEDAL**
- (75) Inventor: **Timothy A. Seay**, Springboro, OH (US)
- (73) Assignee: **Huffy Corporation**, Centerville, OH (US)
- (\*\*) Term: **14 Years**
- (21) Appl. No.: **29/428,630**
- (22) Filed: **Aug. 1, 2012**

**Related U.S. Application Data**

- (62) Division of application No. 29/411,951, filed on Jan. 27, 2012.
  - (51) **LOC (9) Cl.** ..... **12-11**
  - (52) **U.S. Cl.** ..... **D12/125**
  - (58) **Field of Classification Search** ..... D12/114, D12/122, 125, 108, 110-113, 121, 199; 280/288.4, 280/291, 169, 827, 828; 74/478, 478.5, 560-562, 74/562.5, 594.4-594.7; D21/493, 694; 180/230, 180/90.6, 219, 220; 296/75; 446/440, 465, 446/470; D1/112; D25/149; D11/81, 102, D11/238
- See application file for complete search history.

(56) **References Cited**

**U.S. PATENT DOCUMENTS**

- D42,170 S \* 2/1912 Francis ..... D12/125
- D121,499 S \* 7/1940 St. Onge ..... D12/125
- D157,012 S \* 1/1950 Towler ..... D7/675

- D214,118 S \* 5/1969 Hussey ..... D12/125
- D286,995 S \* 12/1986 Pai ..... D12/125
- D341,108 S \* 11/1993 Chen ..... D12/125
- D432,463 S \* 10/2000 Hanamura ..... D12/125
- D461,619 S \* 8/2002 Garson et al. .... D1/112
- D599,244 S \* 9/2009 Momjian ..... D11/81
- D629,345 S \* 12/2010 Schmid ..... D12/194
- D646,155 S \* 10/2011 Mayer ..... D8/402

\* cited by examiner

*Primary Examiner* — Susan M Lee

*Assistant Examiner* — Linda G. Brooks

(74) *Attorney, Agent, or Firm* — Wood, Herron & Evans, LLP

(57) **CLAIM**

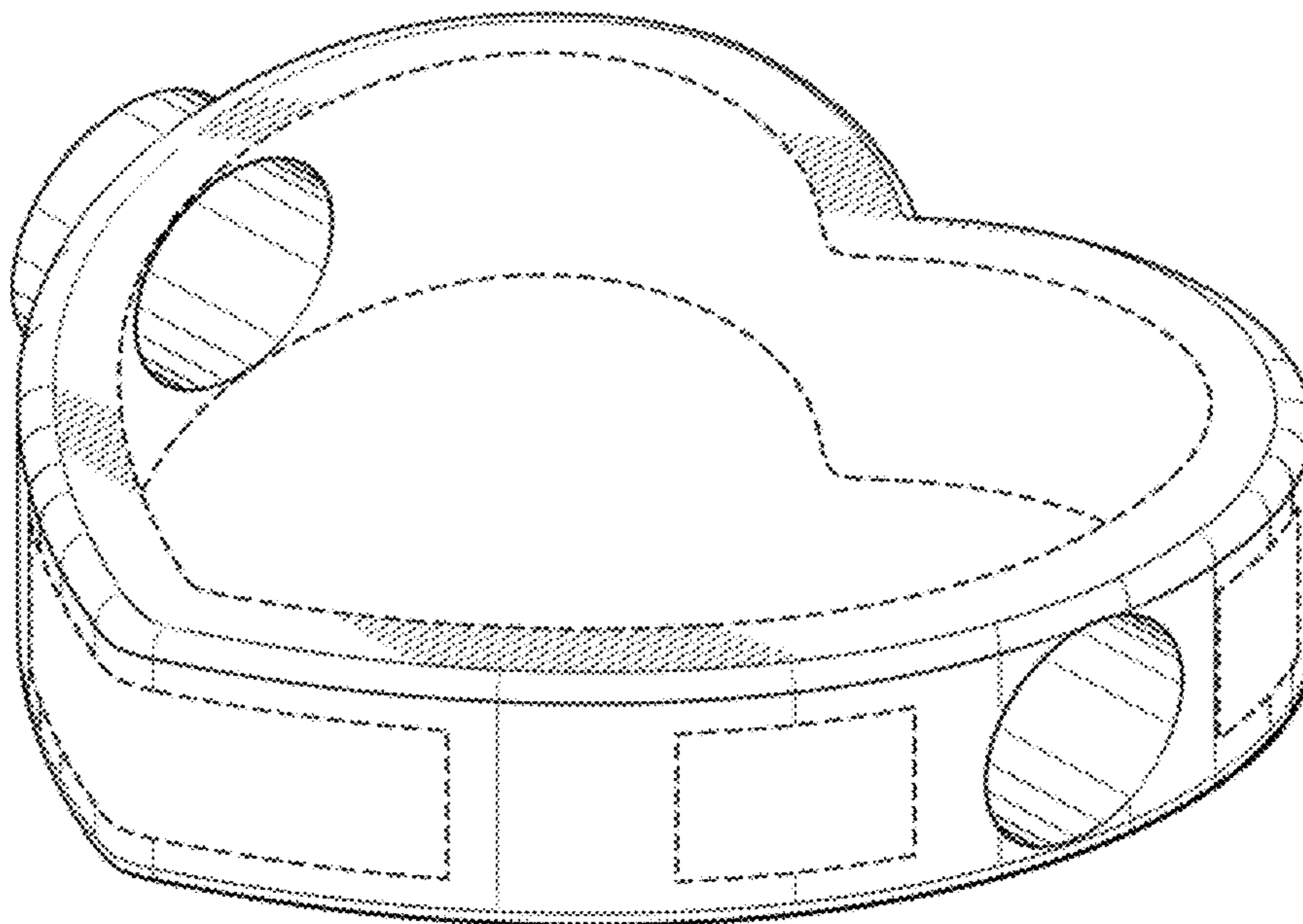
The ornamental design for a heart shaped pedal, as shown and described.

**DESCRIPTION**

FIG. 1 is a front perspective view of my new, original and ornamental design;  
 FIG. 2 is a front view thereof;  
 FIG. 3 is a right side view thereof;  
 FIG. 4 is a rear view thereof;  
 FIG. 5 is a left side view thereof;  
 FIG. 6 is a top view thereof; and,  
 FIG. 7 is a bottom view thereof.

The dashed lines of the heart shaped pedal represent the bounds of the claimed design and form no part of the claimed design. Additionally, the unshown portion of the heart shaped pedal forms no part of the claimed design.

**1 Claim, 3 Drawing Sheets**



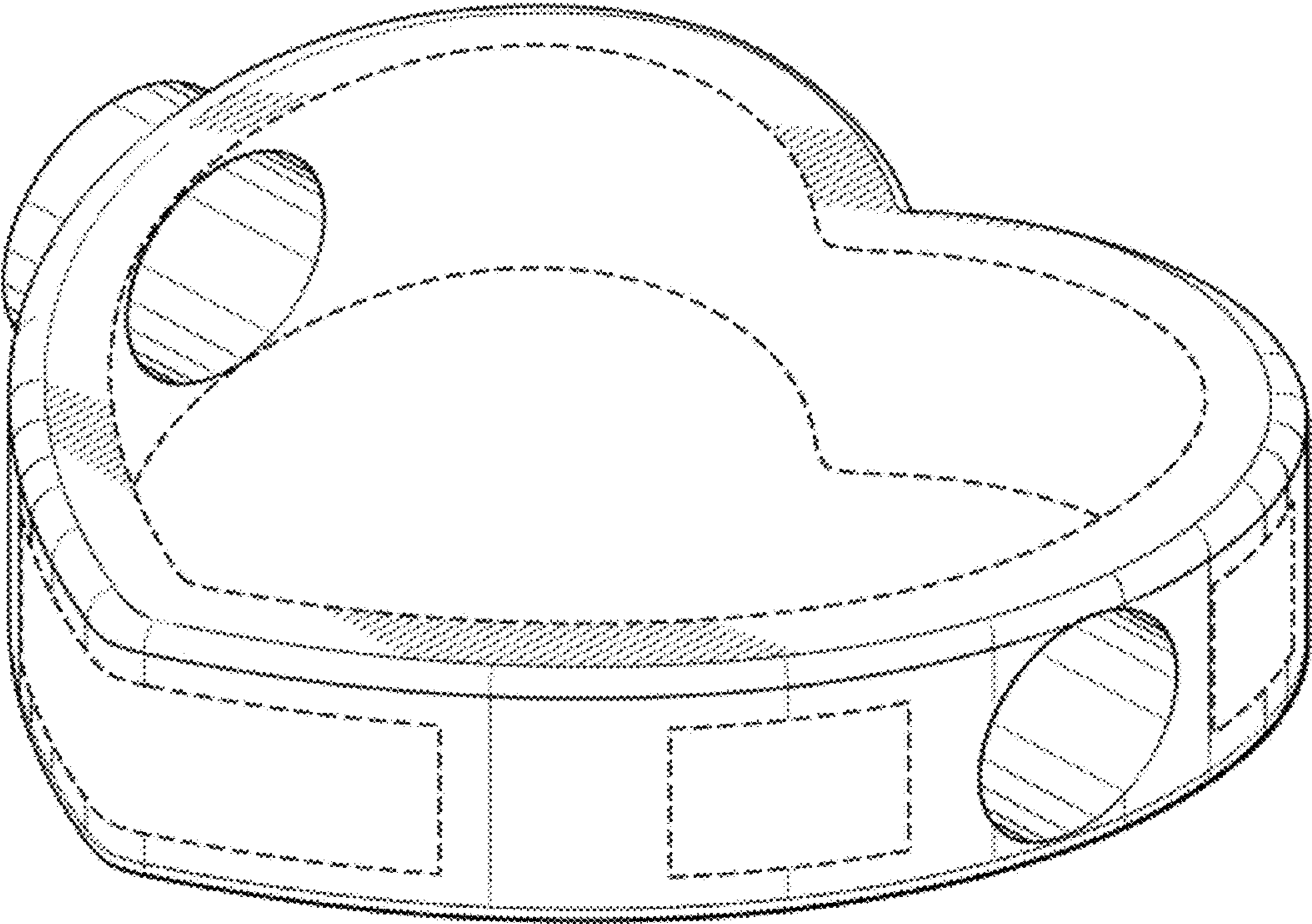


FIG. 1

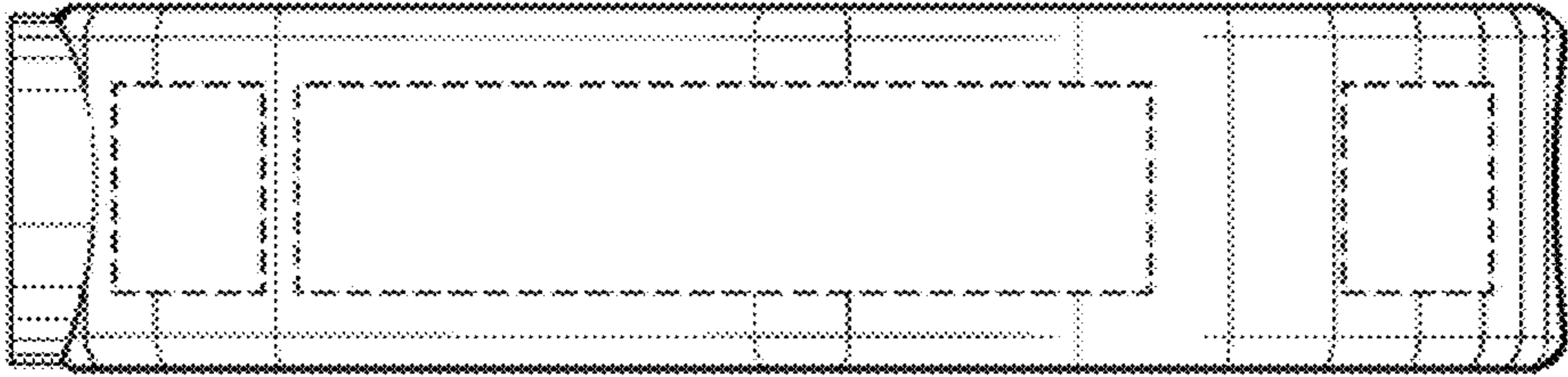


FIG. 2

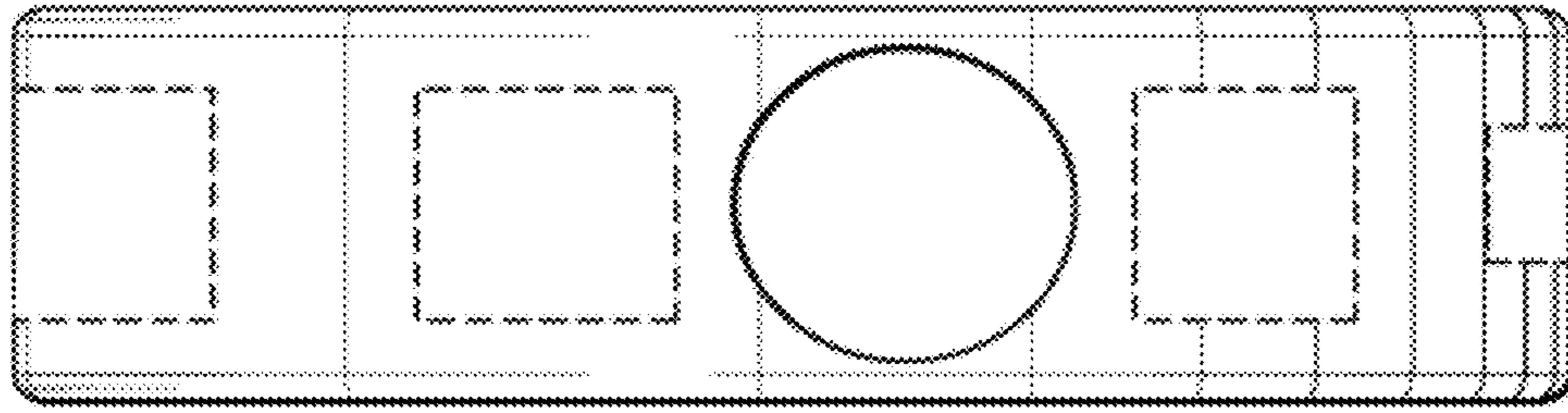


FIG. 3

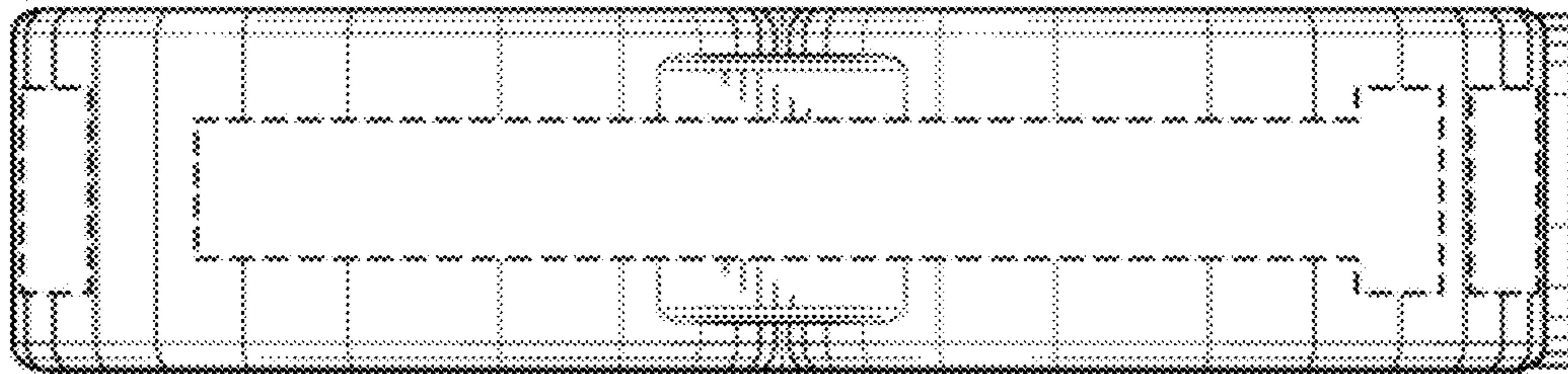


FIG. 4

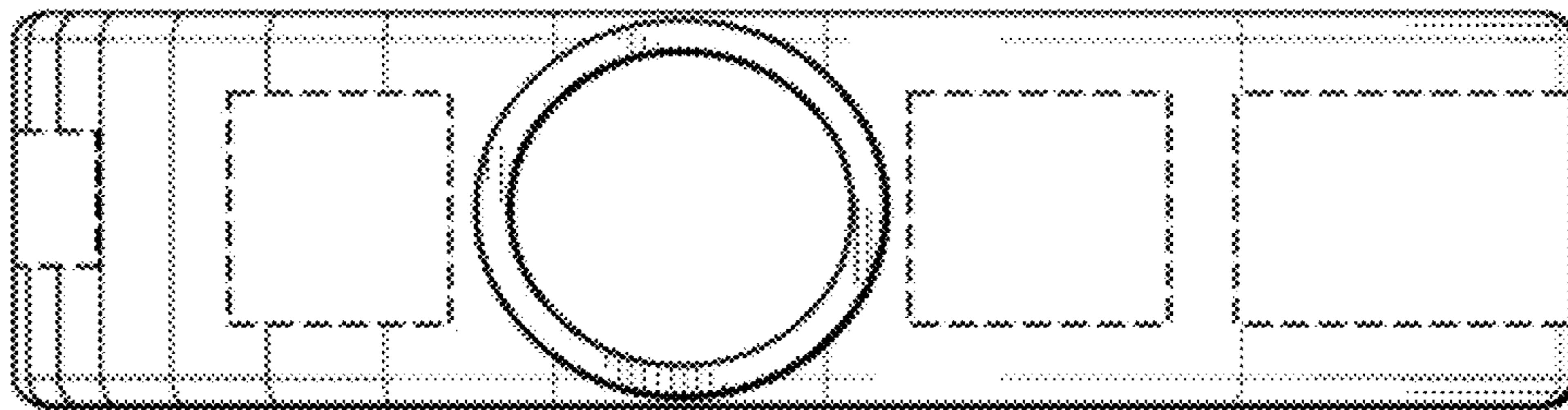


FIG. 5




FIG. 6

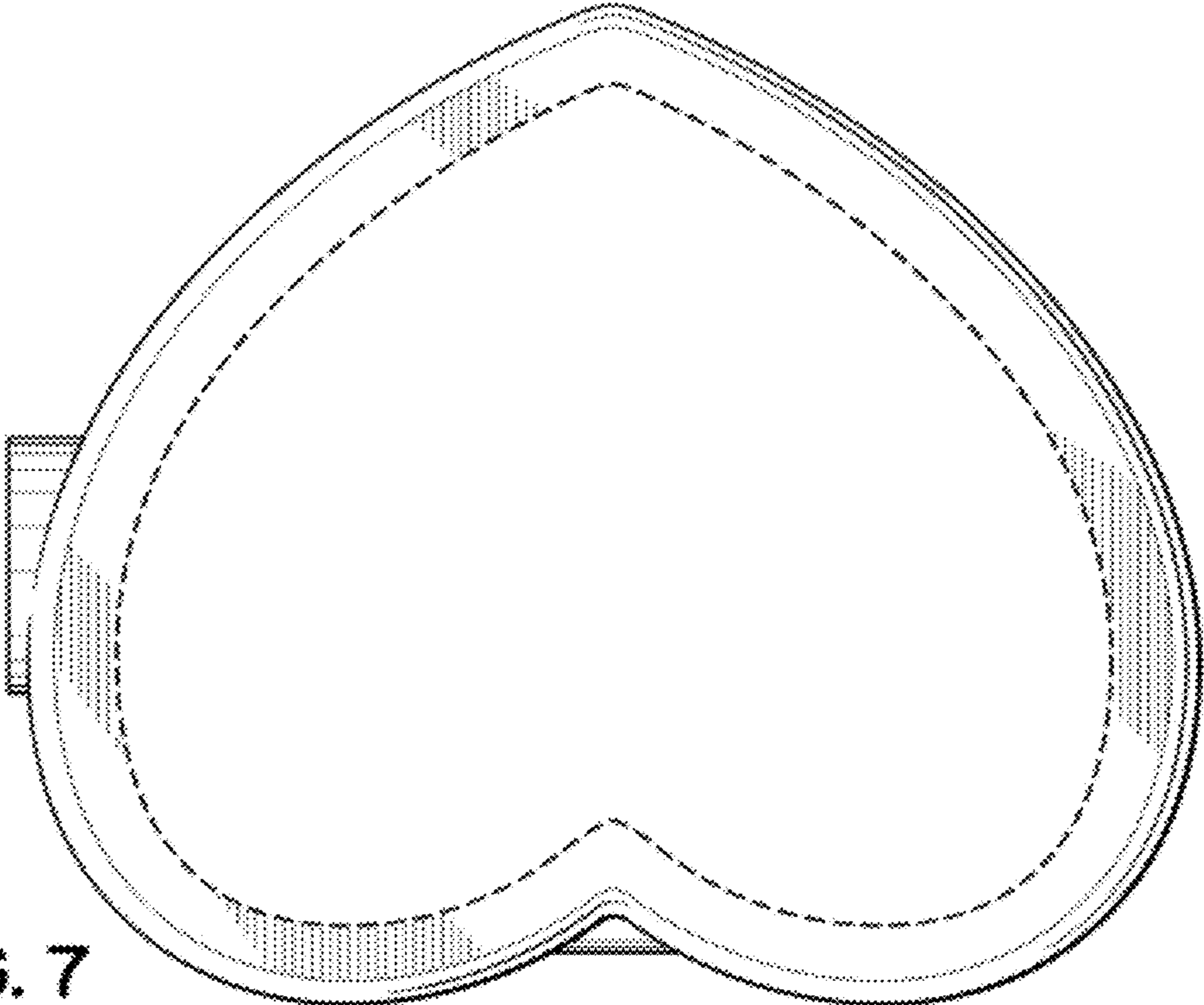


FIG. 7