



US00D673880S

(12) **United States Design Patent**
Boothby et al.

(10) **Patent No.:** **US D673,880 S**

(45) **Date of Patent:** **** Jan. 8, 2013**

(54) **D-RING**

(75) Inventors: **Stephen Boothby**, Montecito, CA (US);
Joseph Flachman, San Luis Obispo, CA (US)

(73) Assignee: **CMC Rescue, Inc.**, Santa Barbra, CA (US)

(**) Term: **14 Years**

(21) Appl. No.: **29/412,429**

(22) Filed: **Feb. 2, 2012**

(51) **LOC (9) Cl.** **02-07**

(52) **U.S. Cl.** **D11/218**

(58) **Field of Classification Search** D11/1-2,
D11/200-201, 206-210, 214-218; 24/163 R,
24/169-171, 173, 177-179, 191, 194-195,
24/197, 200, 614-616, 625

See application file for complete search history.

(56) **References Cited**

U.S. PATENT DOCUMENTS

42,674	A *	5/1864	McWhirt	24/169
807,013	A *	12/1905	Brown	24/194
905,932	A *	12/1908	Russ et al.	24/198
D40,199	S *	8/1909	Moore	D11/212
946,974	A *	1/1910	Molloy	24/194
1,687,370	A *	10/1928	La Vigne	24/265 AL
1,687,372	A *	10/1928	Legat	24/163 R
2,119,469	A *	5/1938	Kerngood	24/200
2,290,135	A *	7/1942	White	24/194
D185,345	S *	6/1959	Burnham	D11/218
3,077,650	A *	2/1963	Horne	24/200
3,537,148	A *	11/1970	Carlmark	24/68 E

D322,234	S *	12/1991	Fildan	D11/218
D357,435	S	4/1995	Cook	
D364,126	S *	11/1995	Ochiai et al.	D11/218
D389,779	S *	1/1998	Poynter	D11/218
D435,807	S	1/2001	Anscher	
6,195,849	B1	3/2001	Smith et al.	
6,298,528	B1	10/2001	Workman	
D454,691	S	3/2002	Proot et al.	
D489,600	S	5/2004	Pontaoe	
7,140,080	B2 *	11/2006	Fildan et al.	24/302
D536,280	S *	2/2007	Wemmer	D11/218
D623,030	S	9/2010	Spater	
D625,654	S	10/2010	Spater	
D647,819	S *	11/2011	Kolasa	D11/218

FOREIGN PATENT DOCUMENTS

WO WO 00/74612 A1 12/2000

* cited by examiner

Primary Examiner — Ralf Seifert

(74) *Attorney, Agent, or Firm* — Christie, Parker & Hale, LLP

(57) **CLAIM**

The ornamental design for D-ring, as shown and described.

DESCRIPTION

FIG. 1 is a perspective view;
FIG. 2 is a top view;
FIG. 3 is a front view with the back view being a mirror image thereof;
FIG. 4 is a bottom view; and,
FIG. 5 is a right side view with the left side being a mirror image thereof.

1 Claim, 2 Drawing Sheets

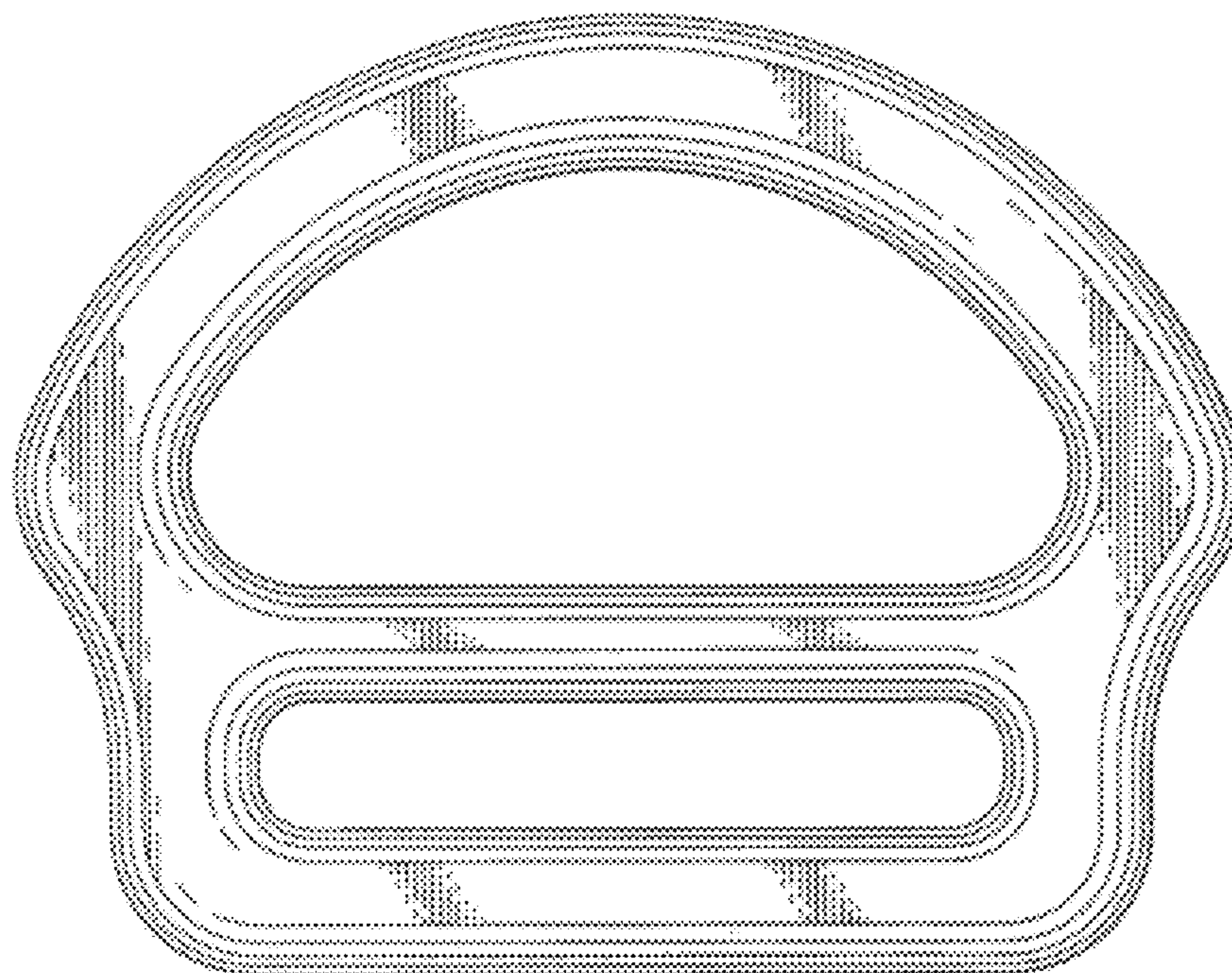


FIG. 1

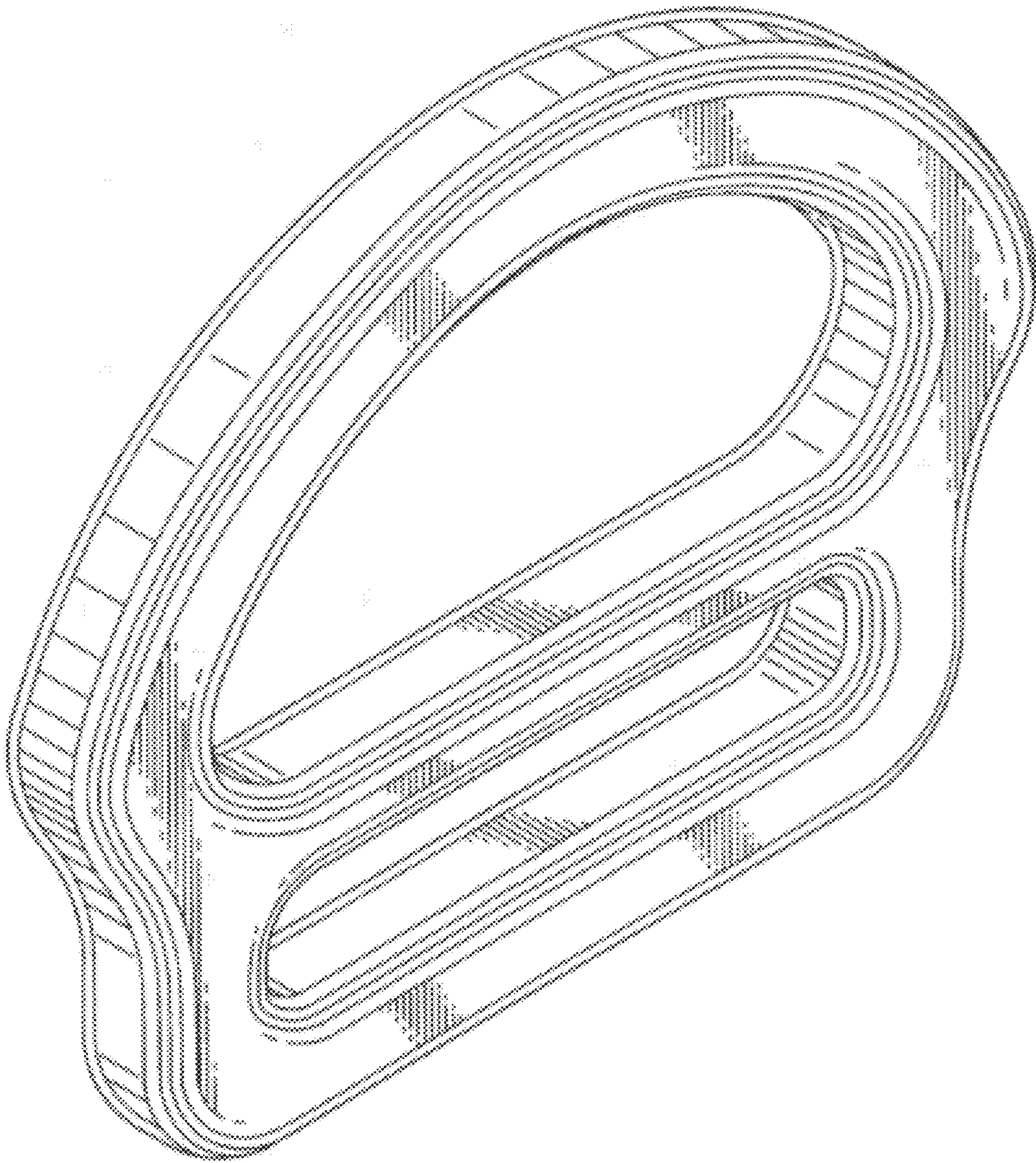


FIG. 2




FIG. 3

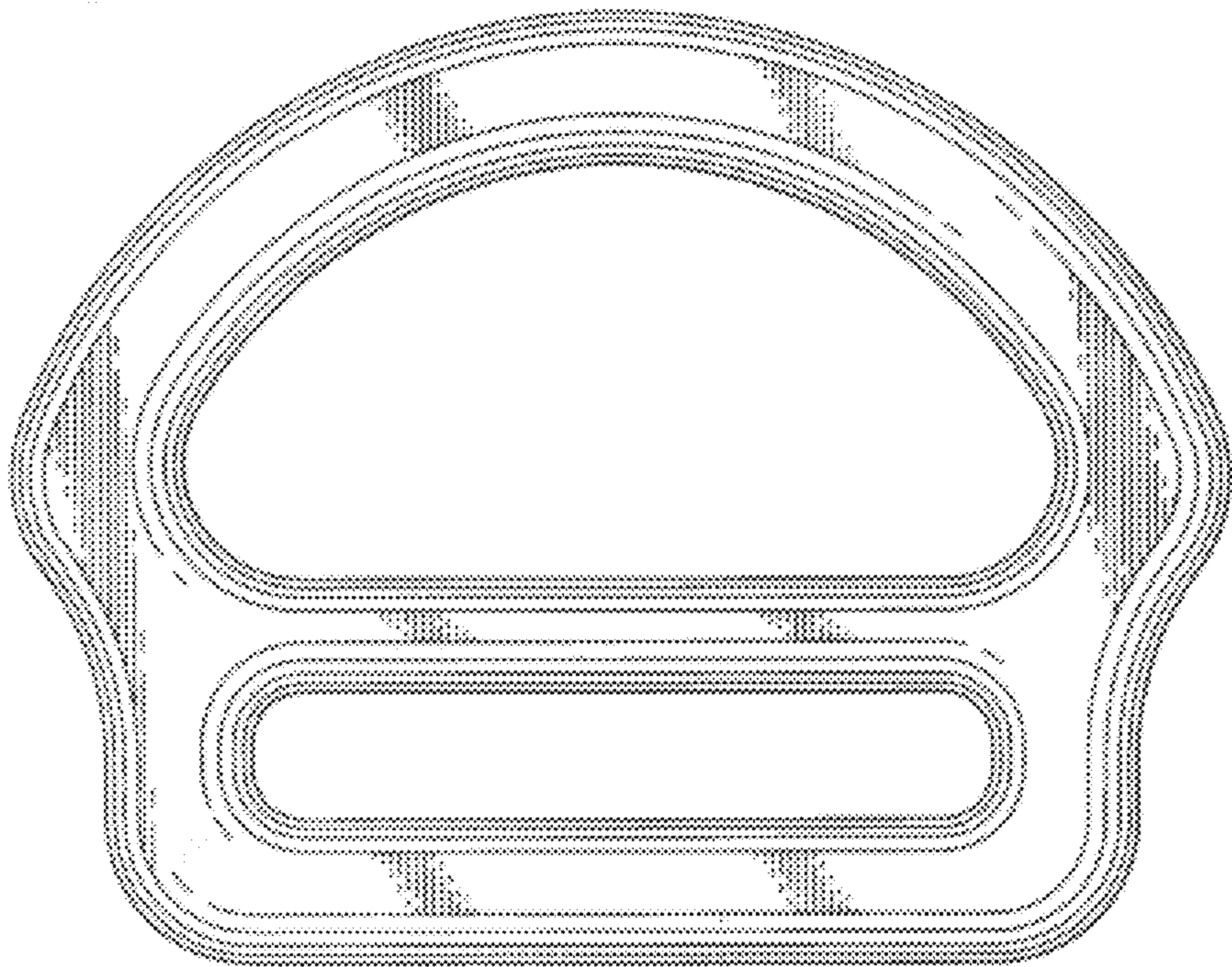


FIG. 5




FIG. 4

