



US00D673872S

(12) **United States Design Patent**  
**Papadimitriou**

(10) **Patent No.:** **US D673,872 S**  
(45) **Date of Patent:** **\*\* Jan. 8, 2013**

(54) **RING**

**DESCRIPTION**

(75) Inventor: **Costantino Papadimitriou**, Milan (IT)  
(73) Assignee: **De Beers Centenary AG**, Lucerne (CH)  
(\*\*) Term: **14 Years**  
(21) Appl. No.: **29/419,434**  
(22) Filed: **Apr. 27, 2012**

**Related U.S. Application Data**

(62) Division of application No. 29/400,907, filed on Sep. 2, 2011, now Pat. No. Des. 664,060.

(30) **Foreign Application Priority Data**

Mar. 3, 2011 (EM) ..... 001830365

(51) **LOC (9) Cl.** ..... **11-01**  
(52) **U.S. Cl.** ..... **D11/34**  
(58) **Field of Classification Search** ..... D11/79-85,  
D11/89-91, 40-48, 1-8, 26-39; 63/26-28,  
63/12-14, 3, 3.1, 3.2, 15, 15.1-15.4, 15.45,  
63/15.5, 15.6, 15.65

See application file for complete search history.

(56) **References Cited**

**U.S. PATENT DOCUMENTS**

D246,354 S \* 11/1977 Durante ..... D11/36  
(Continued)

*Primary Examiner* — Cathron Brooks

*Assistant Examiner* — Melanie Pellegrini


(74) *Attorney, Agent, or Firm* — SNR Denton US LLP;  
Brian R. McGinley

(57) **CLAIM**

The ornamental design for a ring, as shown and described.

FIG. 1 is a front view of a first embodiment of the ring;  
FIG. 2 is a rear view of the ring illustrated in FIG. 1;  
FIG. 3 is a right elevational view of the ring illustrated in FIG. 1;  
FIG. 4 is a left elevational view of the ring illustrated in FIG. 1;  
FIG. 5 is a top view of the ring illustrated in FIG. 1;  
FIG. 6 is a bottom view of the ring illustrated in FIG. 1;  
FIG. 7 is a perspective view of the ring illustrated in FIG. 1;  
FIG. 8 is a front view of a second embodiment of the ring;  
FIG. 9 is a rear view of the ring illustrated in FIG. 8;  
FIG. 10 is a right elevational view of the ring illustrated in FIG. 8;  
FIG. 11 is a left elevational view of the ring illustrated in FIG. 8;  
FIG. 12 is a top view of the ring illustrated in FIG. 8;  
FIG. 13 is a bottom view of the ring illustrated in FIG. 8;  
FIG. 14 is a perspective view of the ring illustrated in FIG. 8;  
FIG. 15 is a front view of a third embodiment of the ring;  
FIG. 16 is a rear view of the ring illustrated in FIG. 15;  
FIG. 17 is a right elevational view of the ring illustrated in FIG. 15;  
FIG. 18 is a left elevational view of the ring illustrated in FIG. 15;  
FIG. 19 is a top view of the ring illustrated in FIG. 15;  
FIG. 20 is a bottom view of the ring illustrated in FIG. 15;  
FIG. 21 is a perspective view of the ring illustrated in FIG. 15;  
FIG. 22 is a front view of a fourth embodiment of the ring;  
FIG. 23 is a rear view of the ring illustrated in FIG. 22;  
FIG. 24 is a right elevational view of the ring illustrated in FIG. 22;  
FIG. 25 is a left elevational view of the ring illustrated in FIG. 22;  
FIG. 26 is a top view of the ring illustrated in FIG. 22;  
FIG. 27 is a bottom view of the ring illustrated in FIG. 22; and,  
FIG. 28 is a perspective view of the ring illustrated in FIG. 22.

**1 Claim, 15 Drawing Sheets**



# US D673,872 S

Page 2

---

## U.S. PATENT DOCUMENTS

D257,022 S *	9/1980	Barr .....	D11/35	D630,541 S *	1/2011	Shimansky .....	D11/26
D270,722 S *	9/1983	Bulgari .....	D11/35	D639,690 S *	6/2011	Zhu .....	D11/3
D291,664 S *	9/1987	Kelman .....	D11/27	D642,490 S *	8/2011	Bodino .....	D11/35
D420,932 S *	2/2000	Shinohara .....	D11/26	D662,437 S *	6/2012	Verdeille .....	D11/34
6,568,213 B2 *	5/2003	Butler .....	63/26	D664,060 S *	7/2012	Papadimitriou .....	D11/35
D489,023 S *	4/2004	Steiner .....	D11/38	2008/0087042 A1 *	4/2008	Heimann .....	63/26
D514,011 S *	1/2006	Aghjayan et al. ....	D11/35	2009/0235689 A1 *	9/2009	Slowinski .....	63/15

\* cited by examiner

FIG. 1



FIG. 2

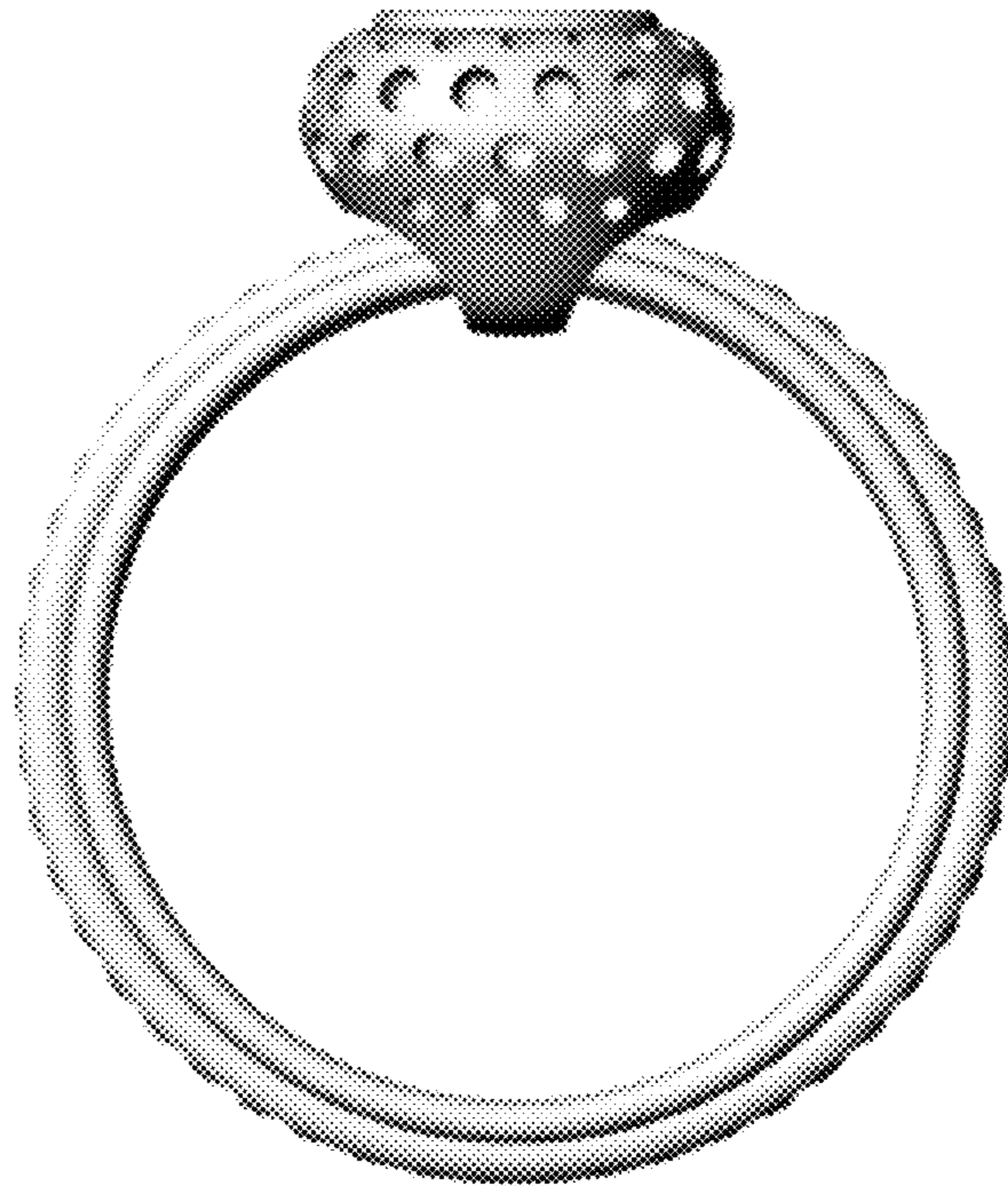


FIG. 3

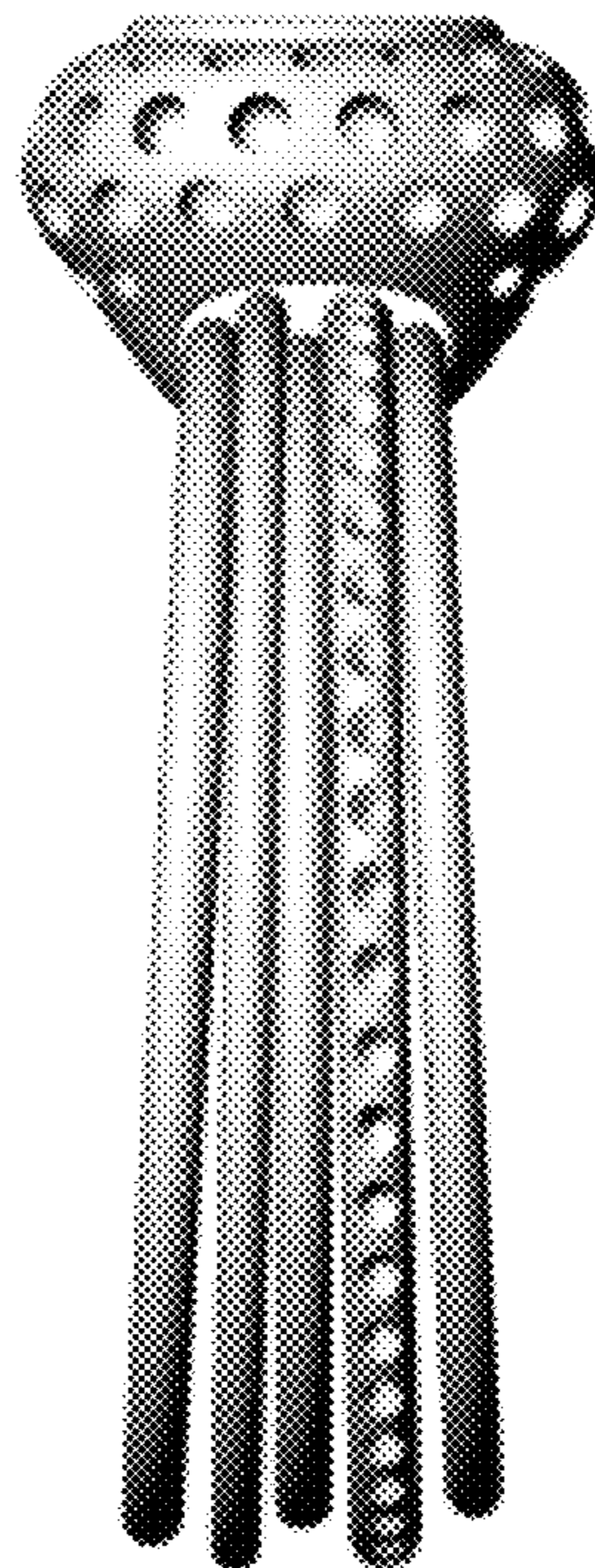


FIG. 4

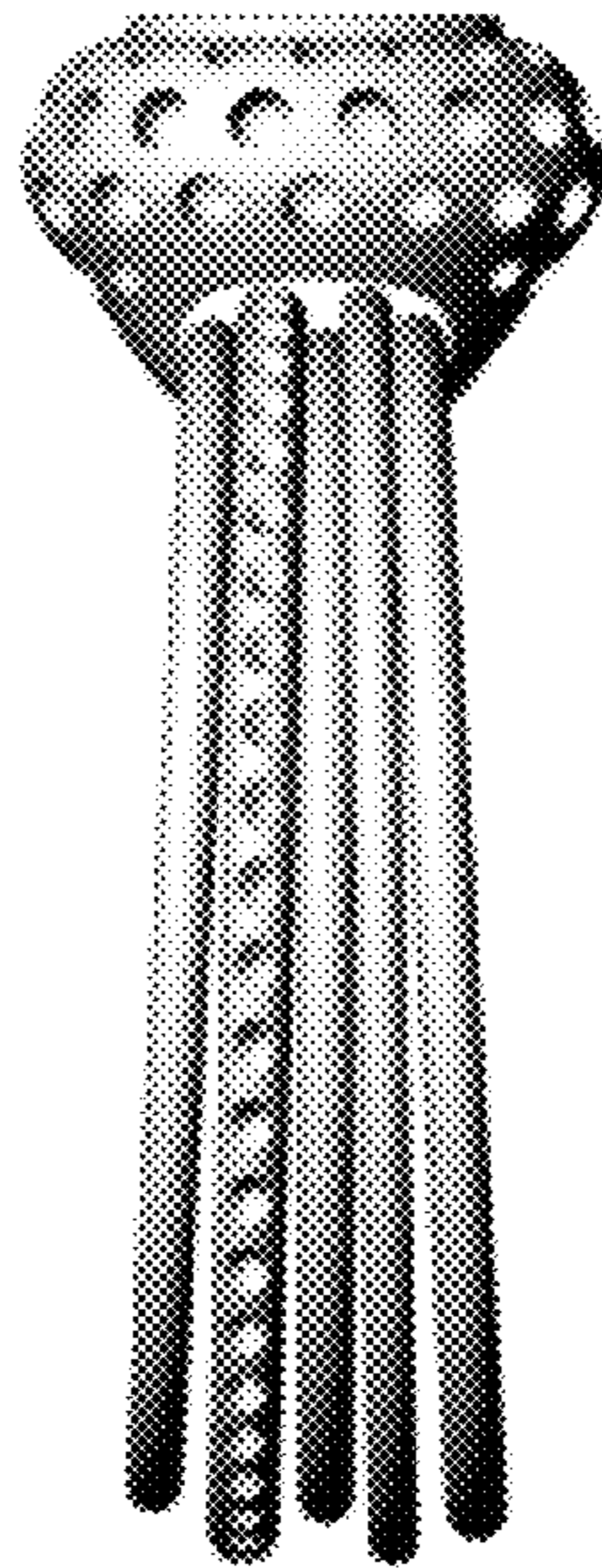


FIG. 5




FIG. 6




FIG. 7




FIG. 8




FIG. 9




FIG. 10

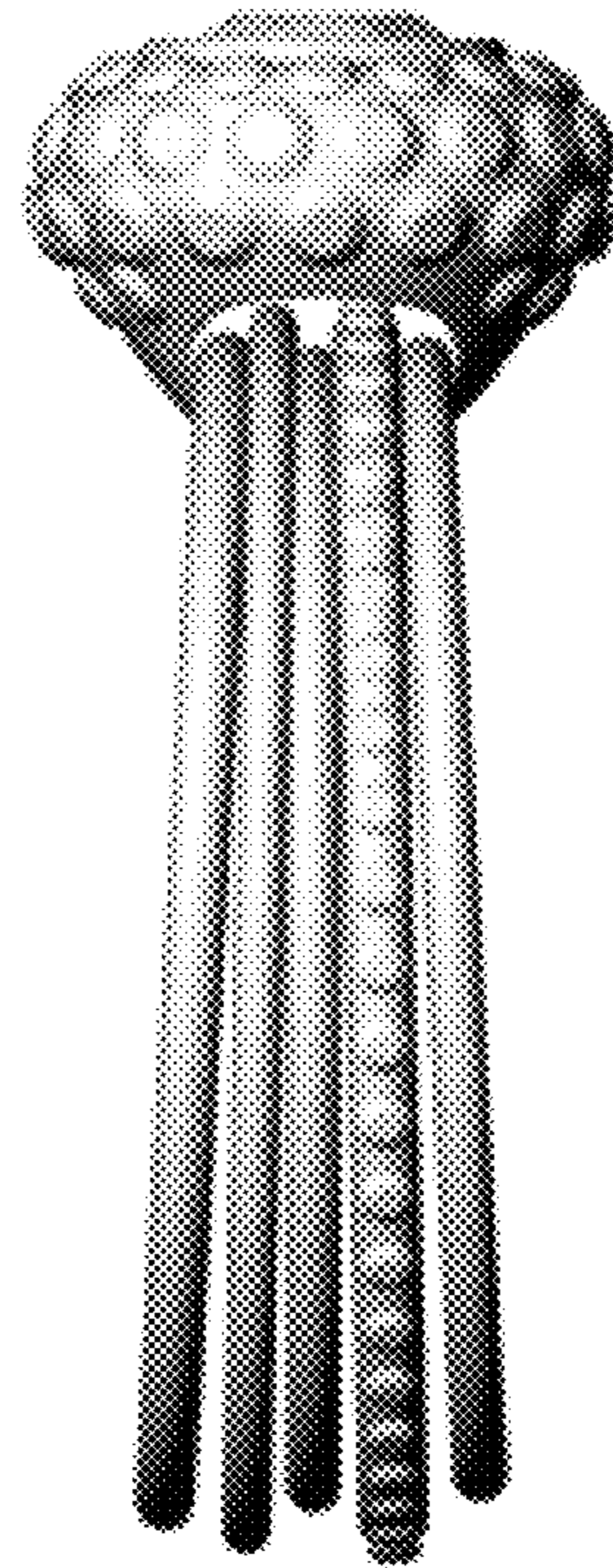


FIG. 11

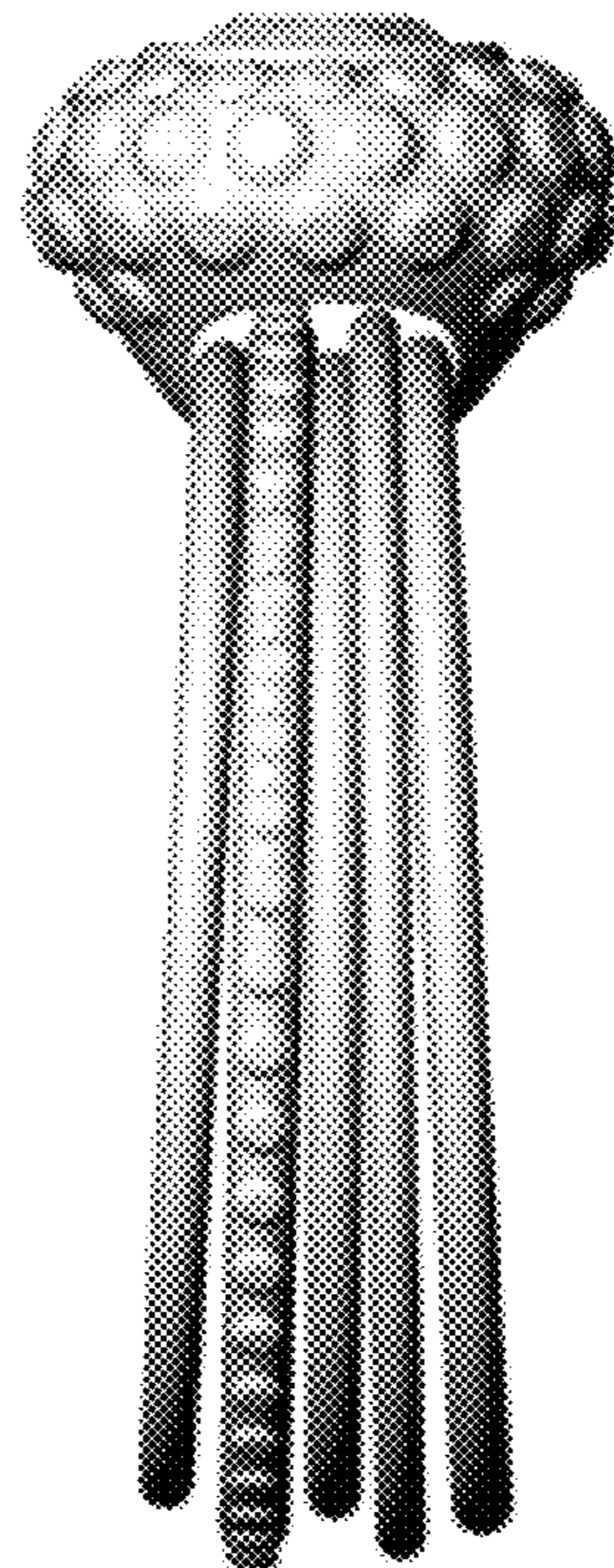




FIG. 12

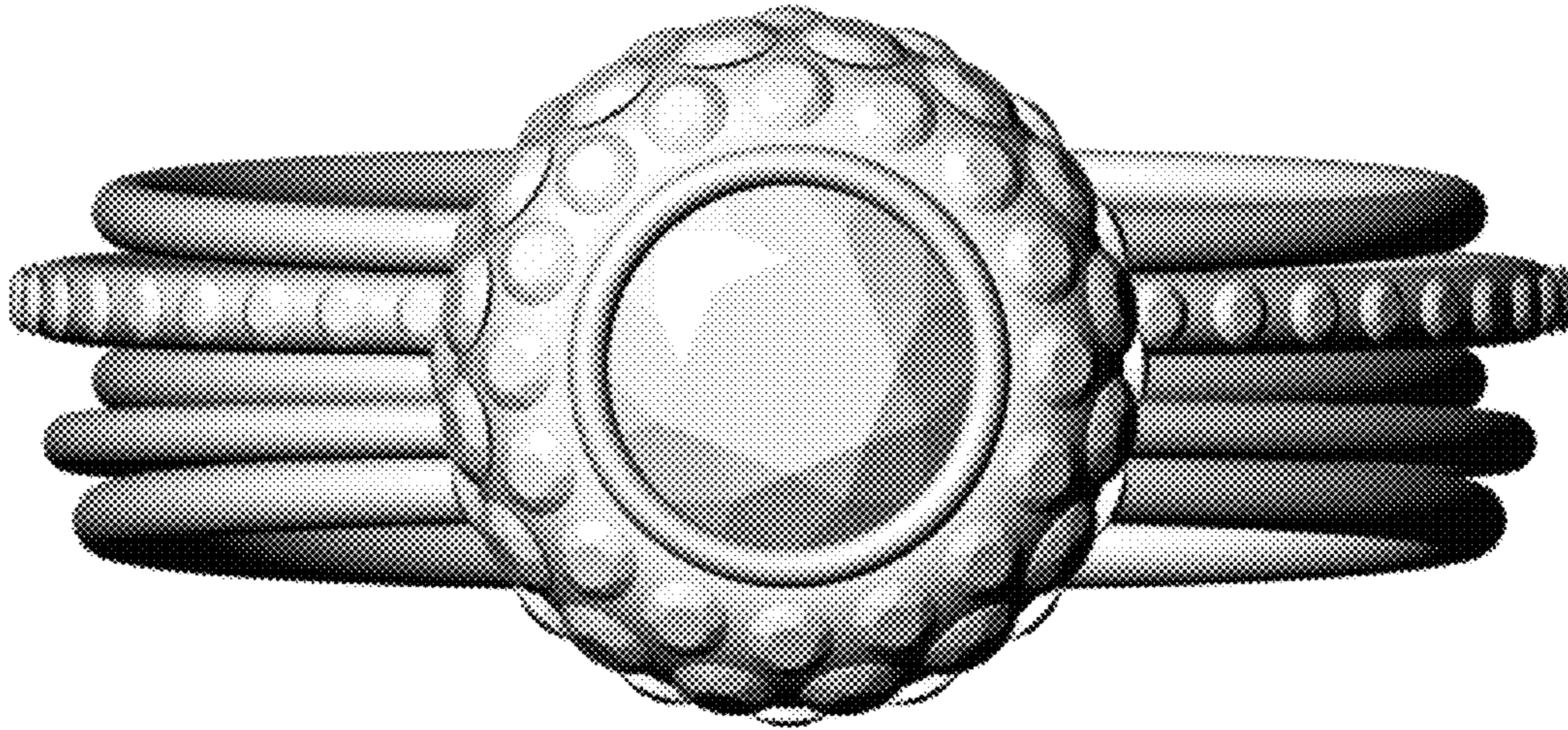


FIG. 13

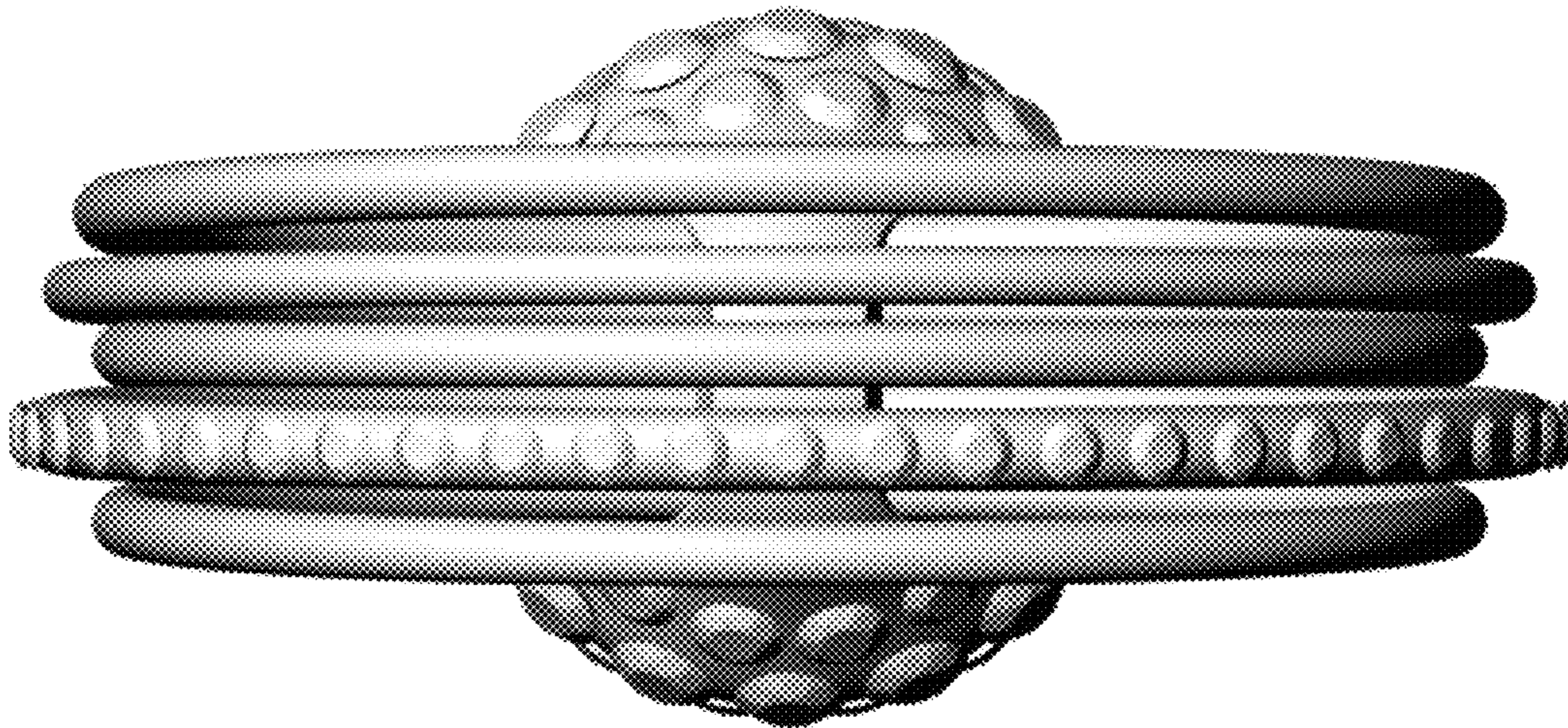


FIG. 14



FIG. 15



FIG. 16

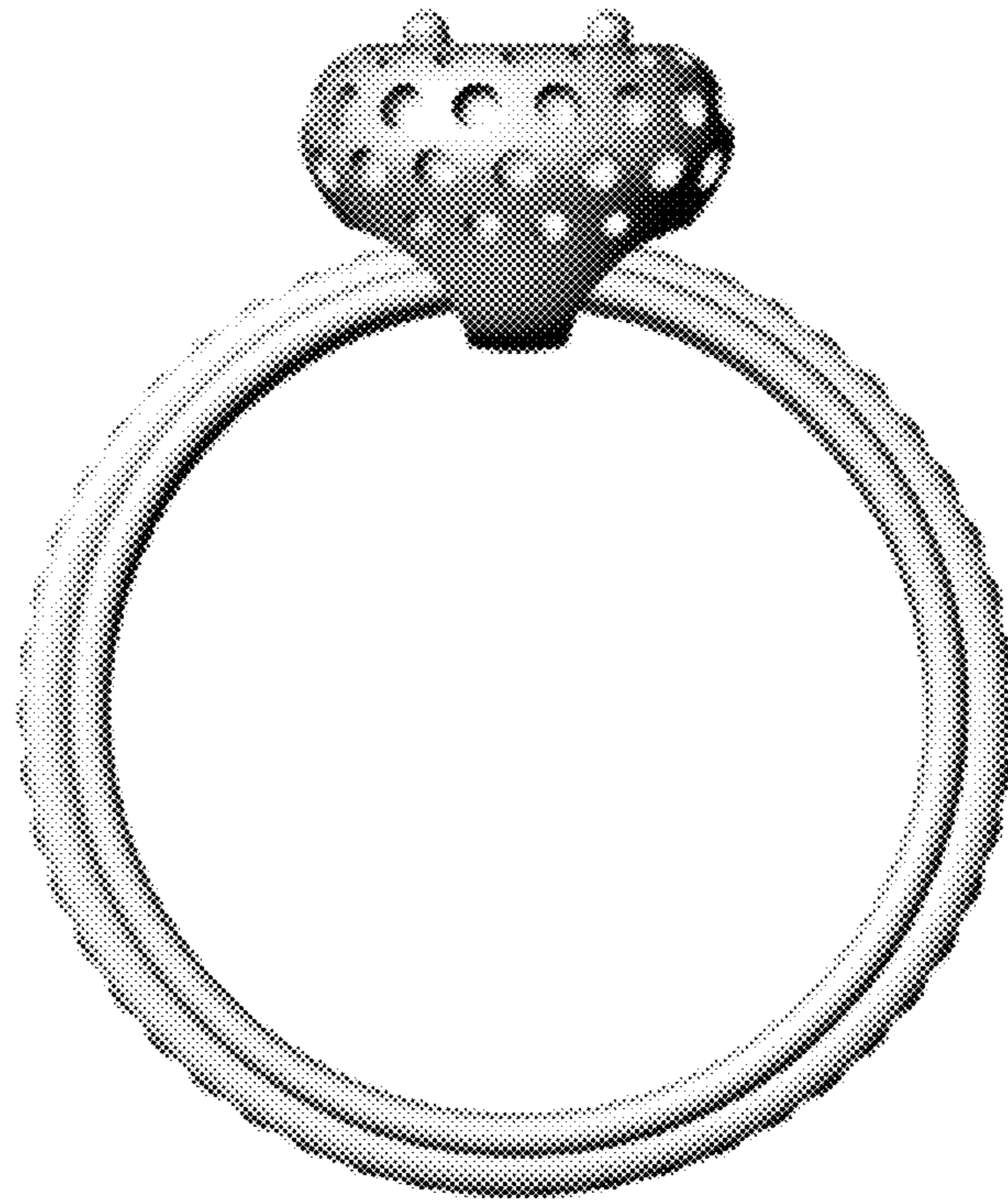


FIG. 17

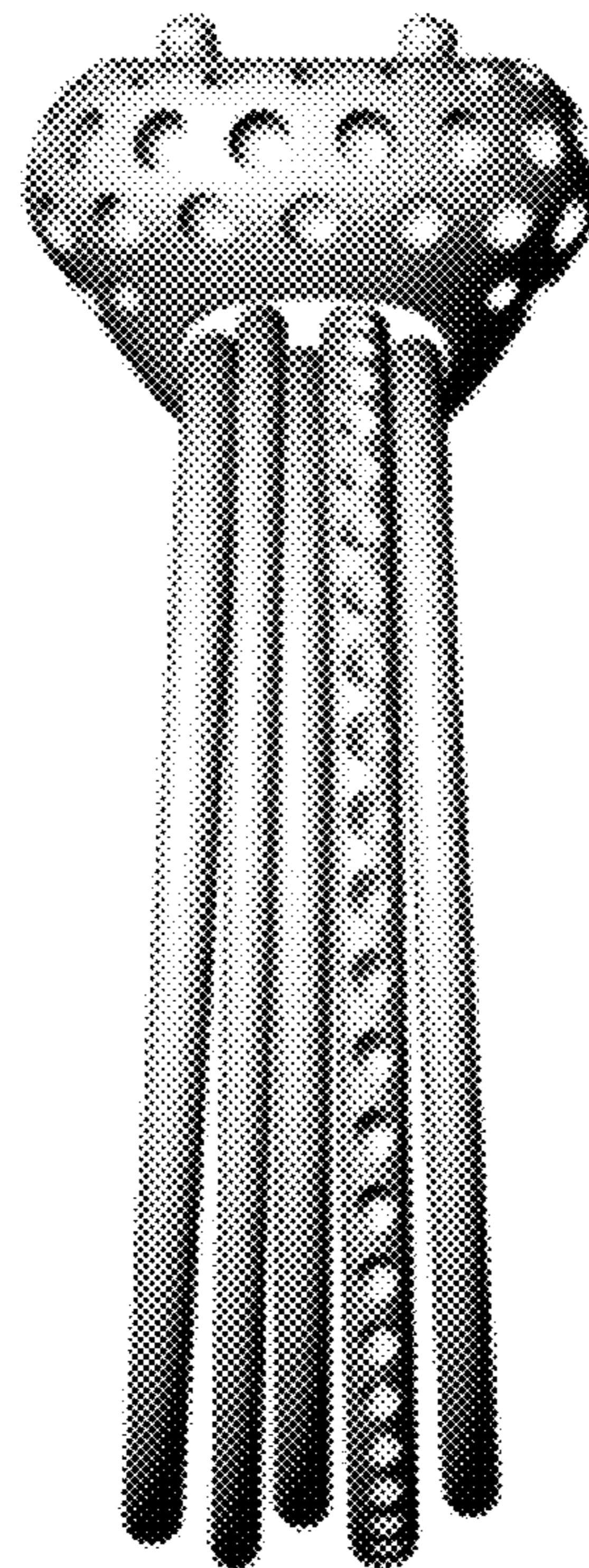


FIG. 18

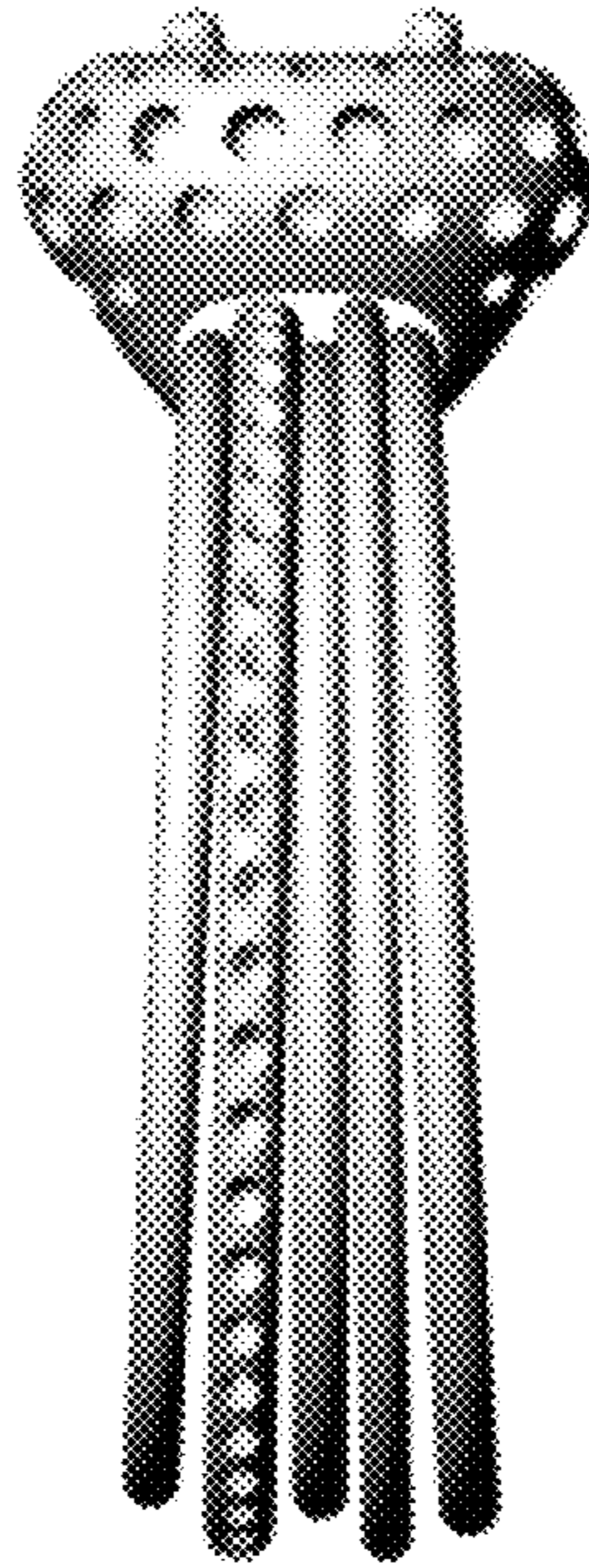


FIG. 19




FIG. 20




FIG. 21




FIG. 22




FIG. 23




FIG. 24

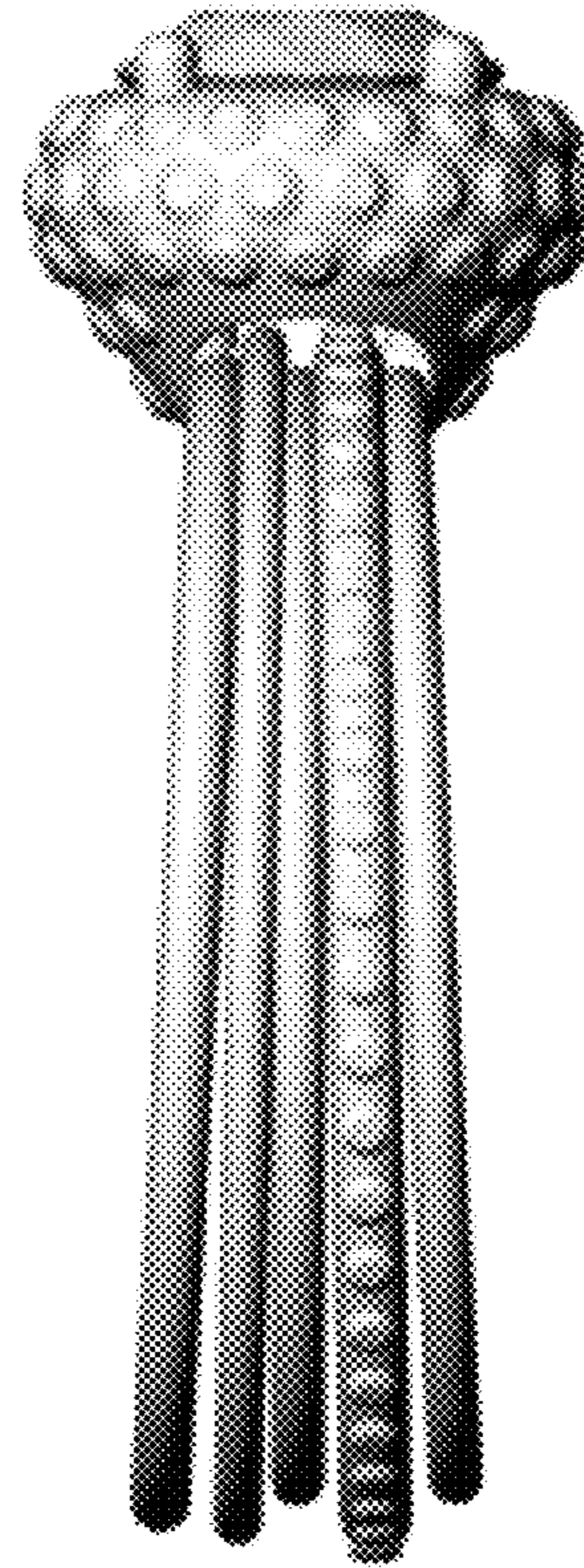


FIG. 25

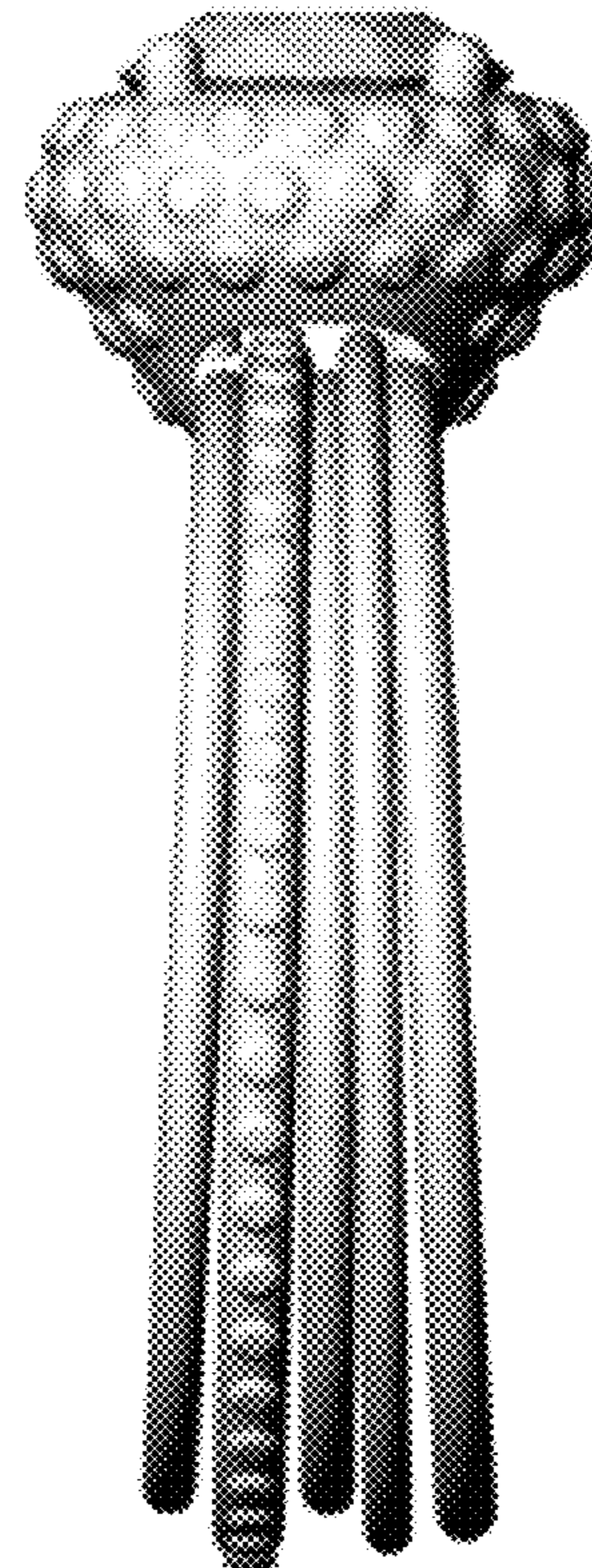


FIG. 26

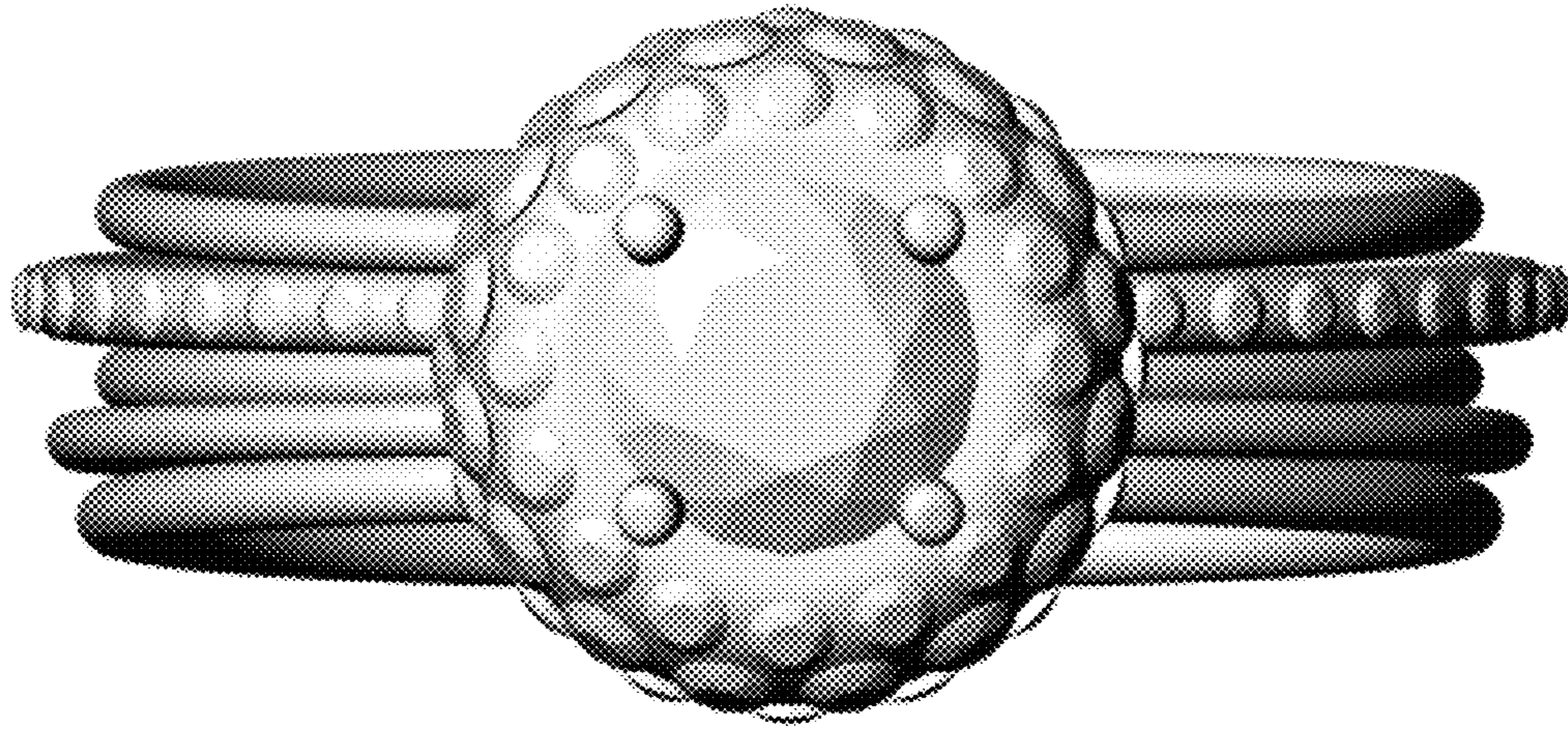


FIG. 27






FIG. 28

