



US00D673871S

(12) **United States Design Patent**  
**Papadimitriou**

(10) **Patent No.:** **US D673,871 S**  
(45) **Date of Patent:** **\*\* Jan. 8, 2013**

(54) **BRACELET**

(75) Inventor: **Costantino Papadimitriou**, Milan (IT)

(73) Assignee: **De Beers Centenary AG**, Luzern (CH)

(\*\*) Term: **14 Years**

(21) Appl. No.: **29/419,381**

(22) Filed: **Apr. 27, 2012**

**Related U.S. Application Data**

(62) Division of application No. 29/400,868, filed on Sep. 1, 2011, now Pat. No. Des. 665,295.

(30) **Foreign Application Priority Data**

Mar. 4, 2011 (EM) ..... 001831033

(51) **LOC (9) Cl.** ..... **11-01**

(52) **U.S. Cl.** ..... **D11/4**

(58) **Field of Classification Search** ..... D11/1-39;  
63/26-28, 12-14, 3, 3.1, 3.2, 15, 15.1-15.4,  
63/15.45, 15.5, 15.6, 15.65

See application file for complete search history.

(56) **References Cited**

**U.S. PATENT DOCUMENTS**

D162,079 S \* 2/1951 Philippe ..... D11/4  
(Continued)

*Primary Examiner* — Cathron Brooks

*Assistant Examiner* — Melanie Pellegrini

(74) *Attorney, Agent, or Firm* — SNR Denton US LLP;  
Brian R. McGinley

(57) **CLAIM**

The ornamental design for a bracelet, as shown and described.

**DESCRIPTION**

FIG. 1 is a front view of a first embodiment of the bracelet;  
FIG. 2 is a rear view of the bracelet illustrated in FIG. 1;

FIG. 3 is a right elevational view of the bracelet illustrated in FIG. 1;

FIG. 4 is a left elevational view of the bracelet illustrated in FIG. 1;

FIG. 5 is a top view of the bracelet illustrated in FIG. 1;

FIG. 6 is a bottom view of the bracelet illustrated in FIG. 1;

FIG. 7 is a perspective view of the bracelet illustrated in FIG. 1

FIG. 8 is a front view of a second embodiment of the bracelet;  
FIG. 9 is a rear view of the bracelet illustrated in FIG. 8;

FIG. 10 is a right elevational view of the bracelet illustrated in FIG. 8;

FIG. 11 is a left elevational view of the bracelet illustrated in FIG. 8;

FIG. 12 is a top view of the bracelet illustrated in FIG. 8;

FIG. 13 is a bottom view of the bracelet illustrated in FIG. 8;

FIG. 14 is a perspective view of the bracelet illustrated in FIG. 8;

FIG. 15 is a front view of a third embodiment of the bracelet;

FIG. 16 is a rear view of the bracelet illustrated in FIG. 15;

FIG. 17 is a right elevational view of the bracelet illustrated in FIG. 15;

FIG. 18 is a left elevational view of the bracelet illustrated in FIG. 15;

FIG. 19 is a top view of the bracelet illustrated in FIG. 15;

FIG. 20 is a bottom view of the bracelet illustrated in FIG. 15;

FIG. 21 is a perspective view of the bracelet illustrated in FIG. 15;

FIG. 22 is a front view of a fourth embodiment of the bracelet;

FIG. 23 is a rear view of the bracelet illustrated in FIG. 22;

FIG. 24 is a right elevational view of the bracelet illustrated in FIG. 22;

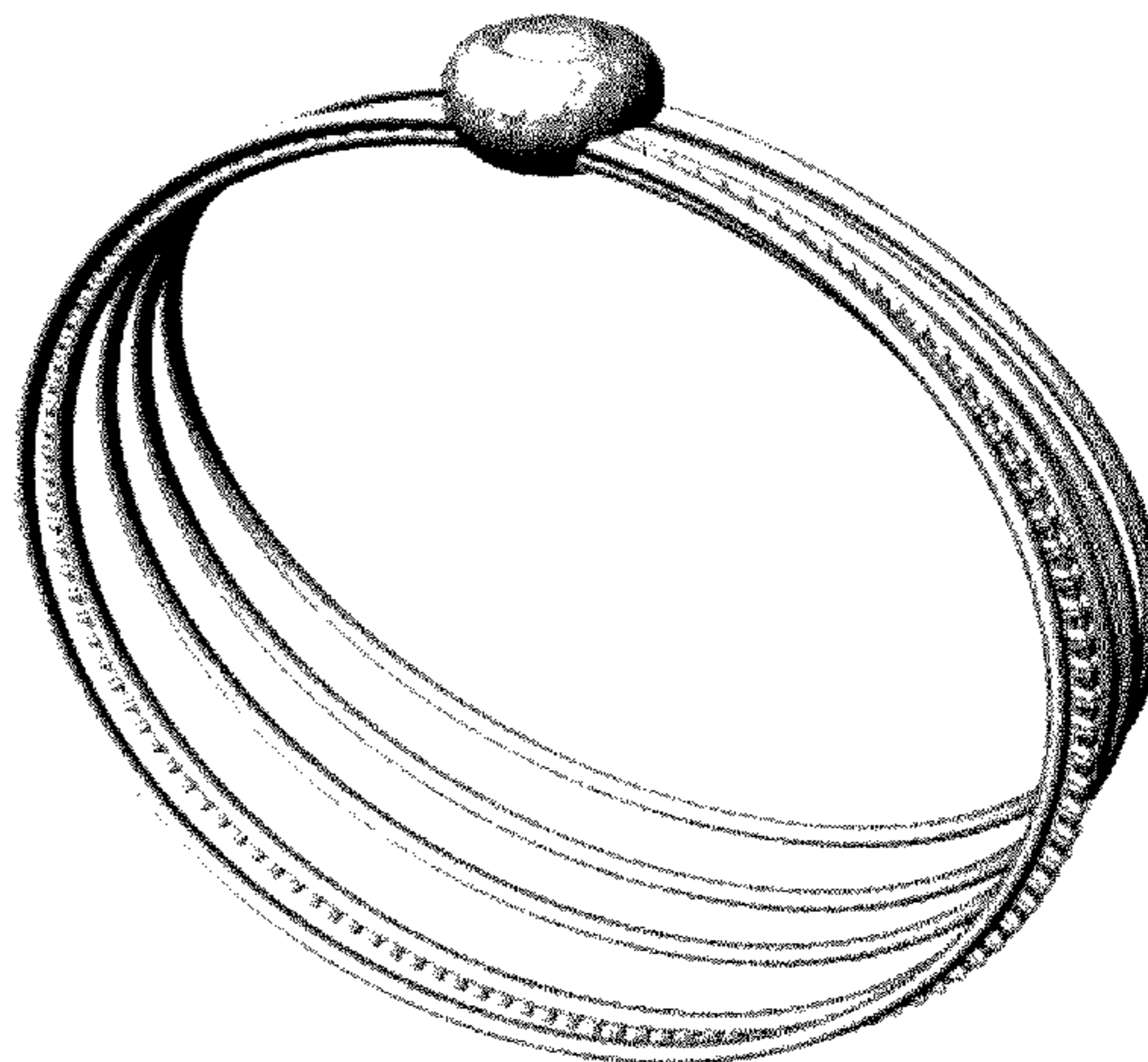
FIG. 25 is a left elevational view of the bracelet illustrated in FIG. 22;

FIG. 26 is a top view of the bracelet illustrated in FIG. 22;

FIG. 27 is a bottom view of the bracelet illustrated in FIG. 22;

and,  
FIG. 28 is a perspective view of the bracelet illustrated in FIG. 22.

**1 Claim, 14 Drawing Sheets**



# US D673,871 S

Page 2

---

## U.S. PATENT DOCUMENTS

D192,122 S *	1/1962	Braun	.....	D11/4				
D246,354 S *	11/1977	Durante	.....	D11/36				
D257,022 S *	9/1980	Barr	.....	D11/35				
D270,722 S *	9/1983	Bulgari	.....	D11/35				
D291,664 S *	9/1987	Kelman	.....	D11/27				
D334,004 S *	3/1993	Mandelbaum	.....	D11/76				
D399,779 S *	10/1998	Bulgari	.....	D11/29				
D420,932 S *	2/2000	Shinohara	.....	D11/26				
6,568,213 B2 *	5/2003	Butler	.....	63/26				
					D489,023 S *	4/2004	Steiner	..... D11/38
					D514,011 S *	1/2006	Aghjayan et al.	..... D11/35
					D562,173 S *	2/2008	Hardy	..... D11/4
					D630,541 S *	1/2011	Shimansky	..... D11/26
					D639,690 S *	6/2011	Zhu	..... D11/3
					D663,230 S *	7/2012	Fillon	..... D11/4
					D663,231 S *	7/2012	Fillon	..... D11/4
					2008/0087042 A1 *	4/2008	Heimann	..... 63/26
					2009/0235689 A1 *	9/2009	Slowinski	..... 63/15

\* cited by examiner

FIG. 1



FIG. 2



FIG. 3



FIG. 4



FIG. 5




FIG. 6

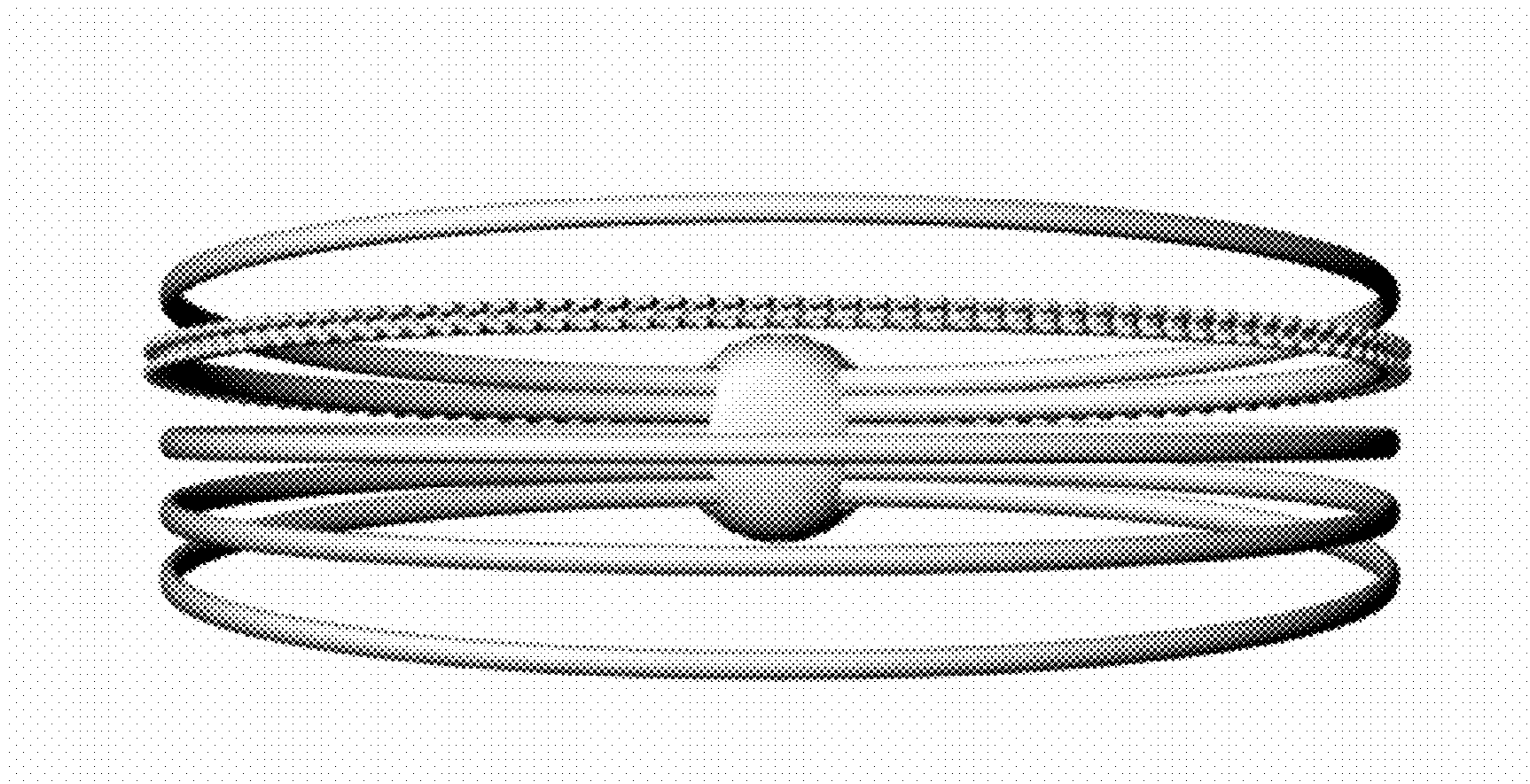


FIG. 7



FIG. 8




FIG. 9

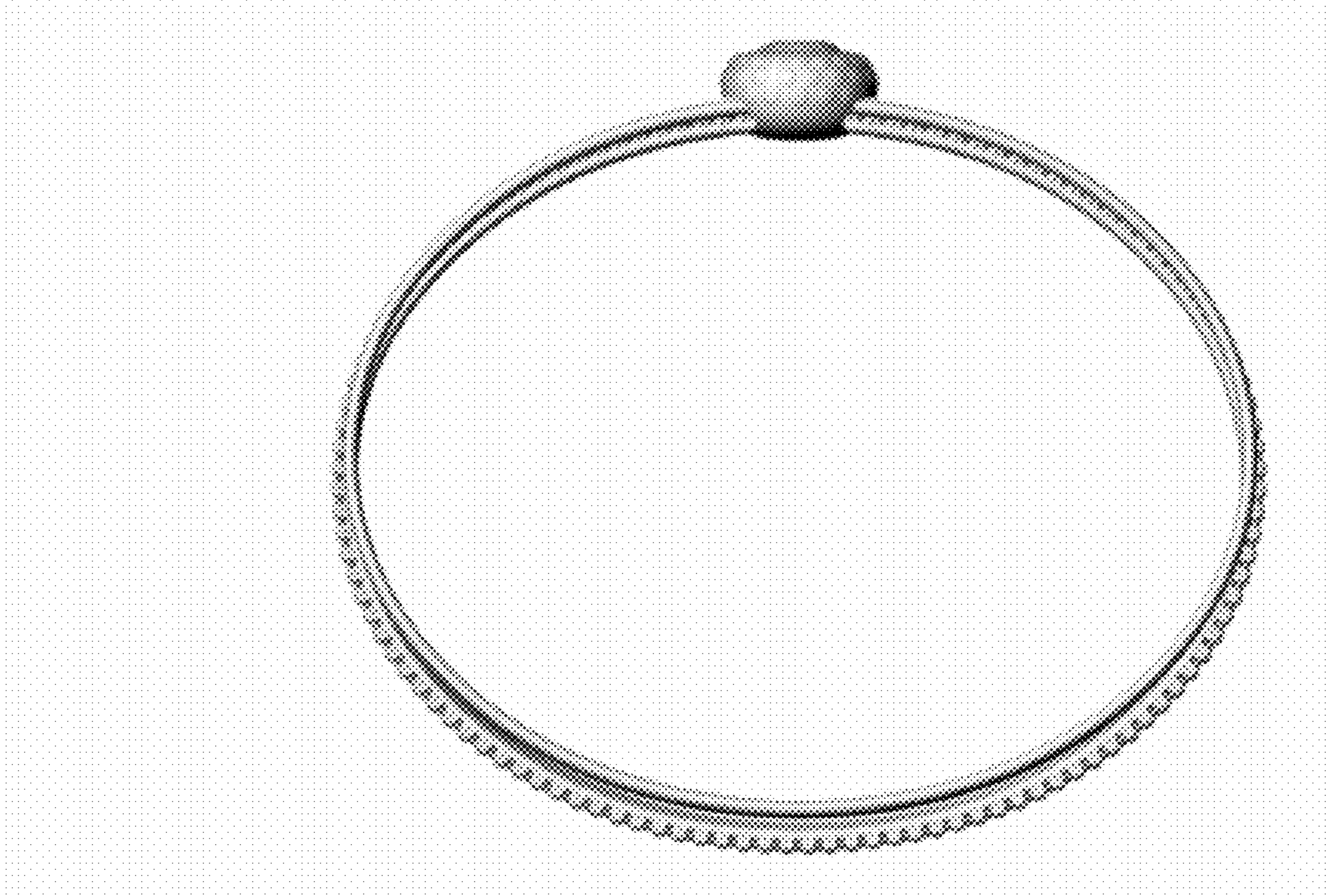


FIG. 10




FIG. 11




FIG. 12

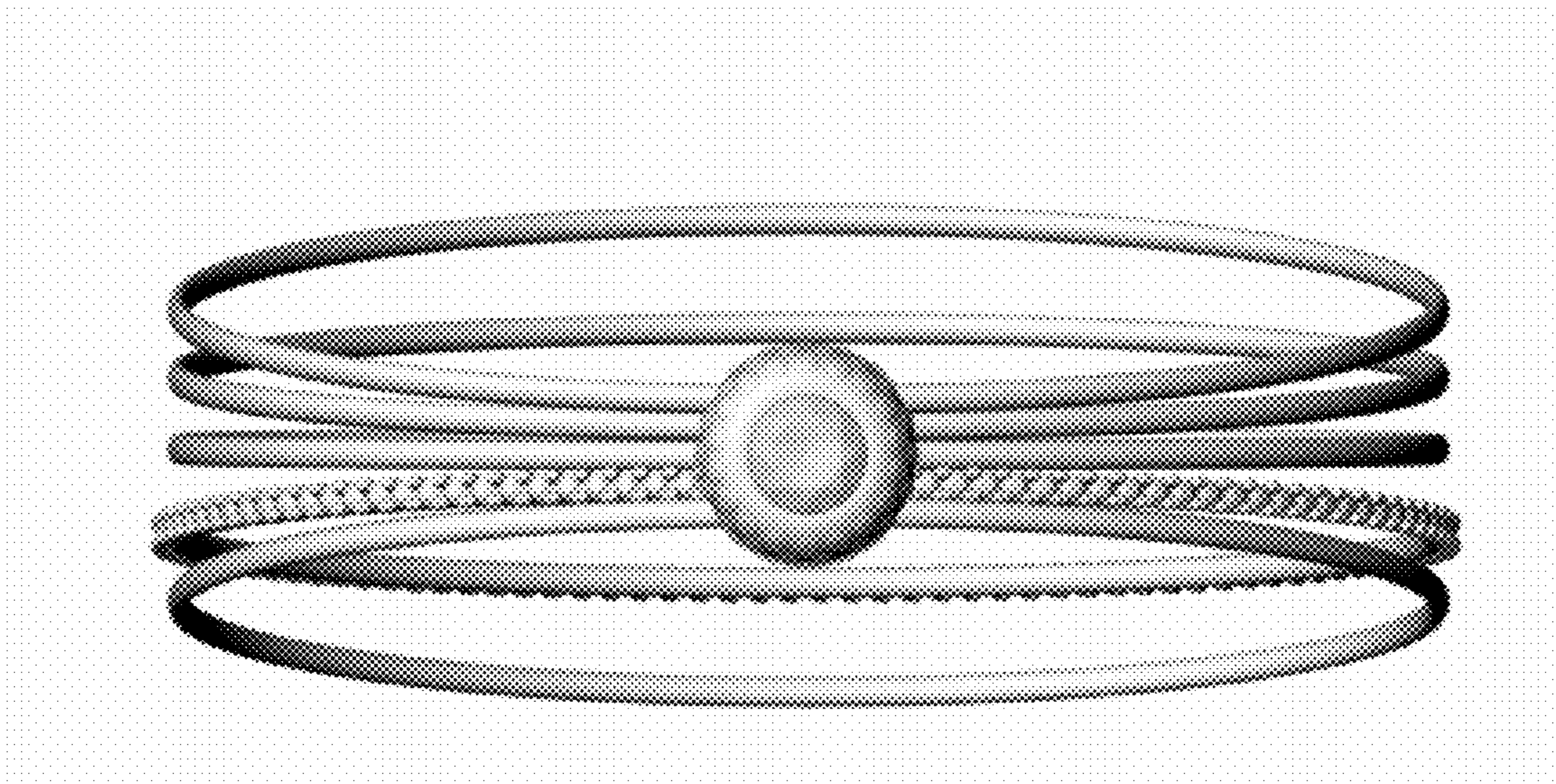




FIG. 13

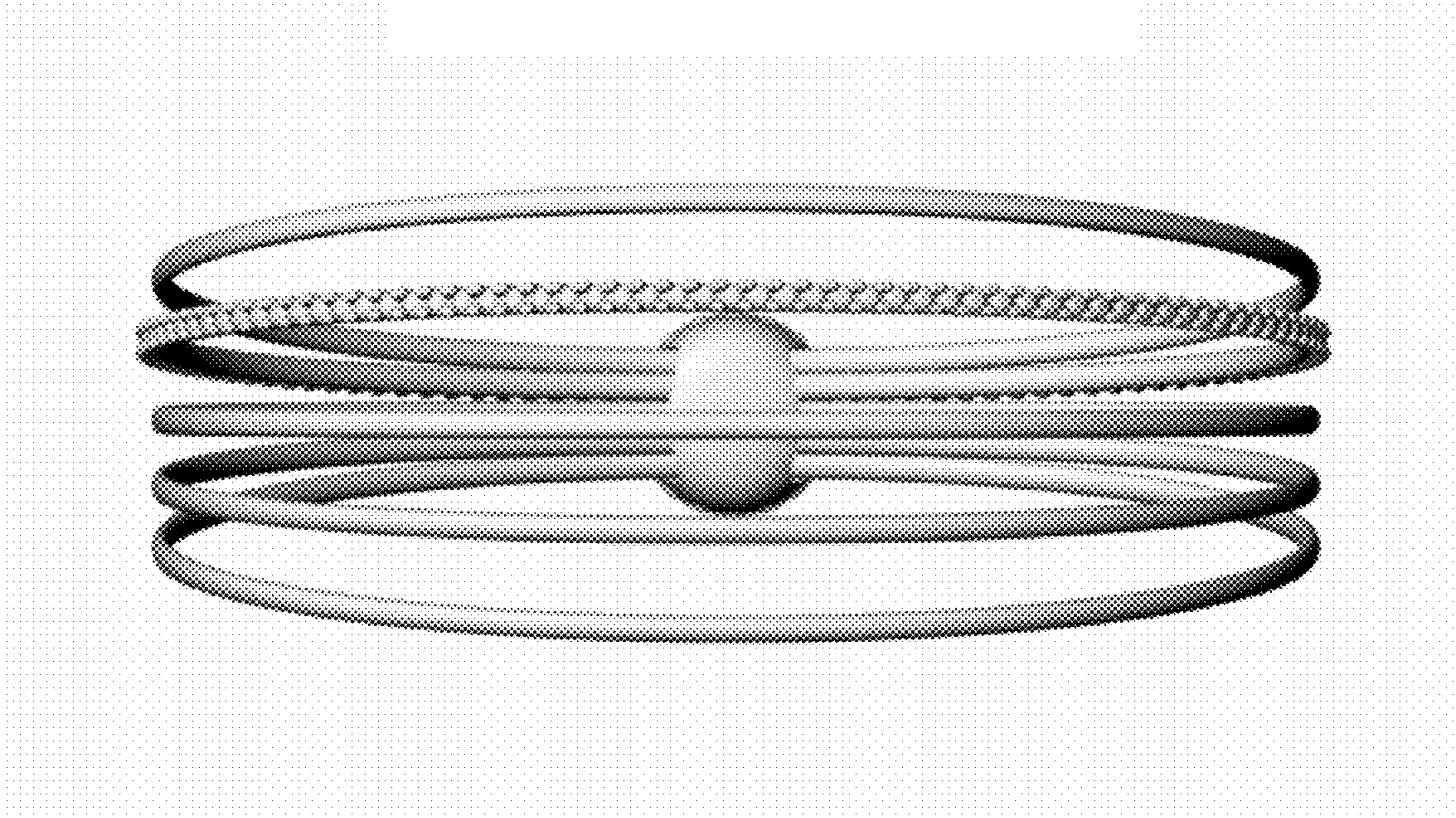


FIG. 14




FIG. 15



FIG. 16



FIG. 17



FIG. 18



FIG. 19




FIG. 20




FIG. 21



FIG. 22



FIG. 23



FIG. 24



FIG. 25




FIG. 26

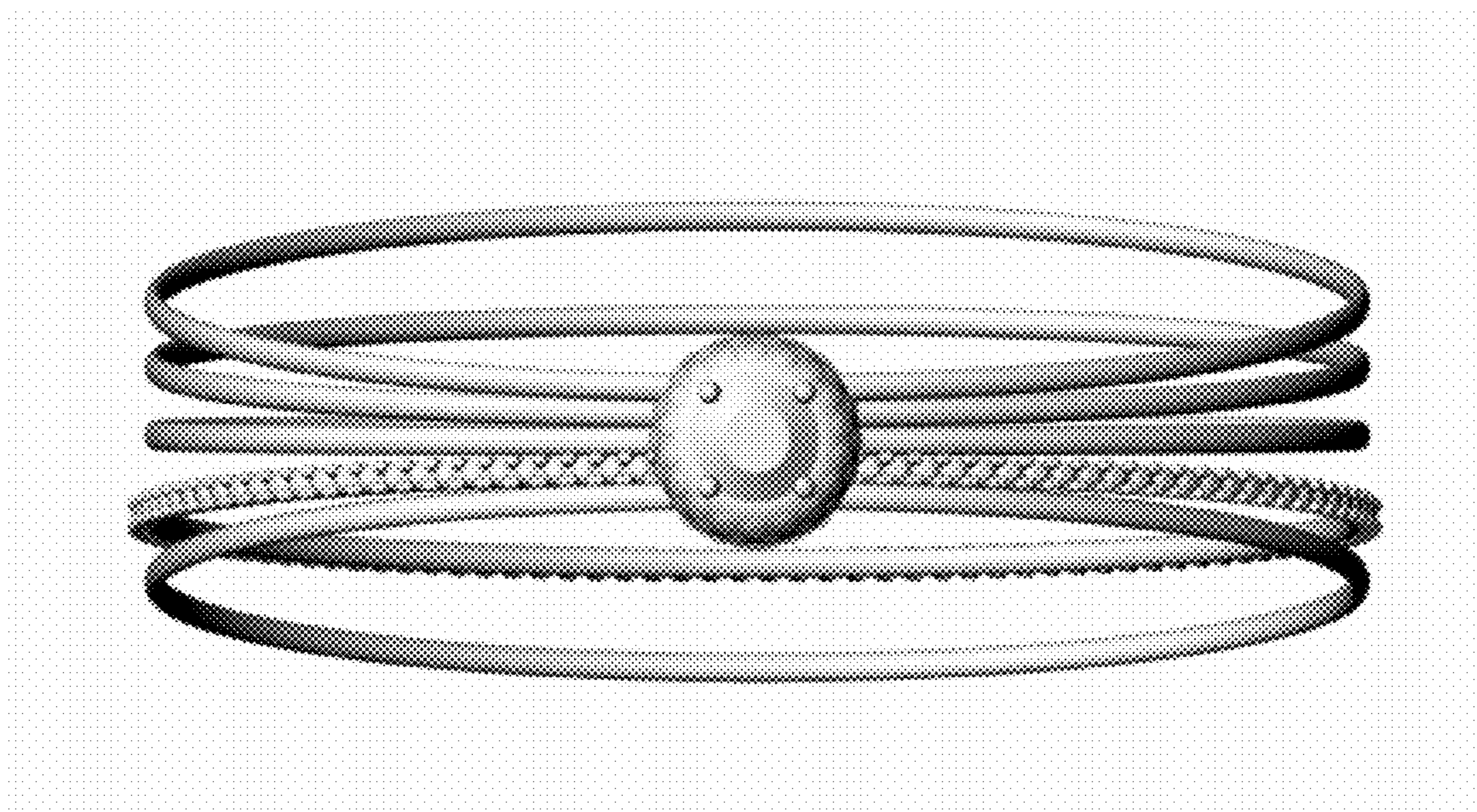


FIG. 27




FIG. 28

