



US00D673864S

(12) **United States Design Patent**
Read et al.

(10) **Patent No.:** **US D673,864 S**
(45) **Date of Patent:** **** Jan. 8, 2013**

(54) **GIFT BOX**

(75) Inventors: **Mary C. Read**, Greenville, SC (US);
Sandi Jalernpan, Flat Rock, NC (US);
Dang Jalernpan, Flat Rock, NC (US)

(73) Assignee: **You Stuff It Boxes, LLC**, Greenville,
SC (US)

(**) Term: **14 Years**

(21) Appl. No.: **29/378,080**

(22) Filed: **Oct. 29, 2010**

Related U.S. Application Data

(63) Continuation-in-part of application No. 12/924,893,
filed on Oct. 7, 2010.

(51) **LOC (9) Cl.** **09-03**

(52) **U.S. Cl.** **D9/759; D9/414**

(58) **Field of Classification Search** D9/737,
D9/759, 761, 414, 421, 422, 423, 430-432;
273/403; 313/35; 220/500, 507, 524, 526,
220/602, 662, 377, 553; 229/120.31, 120.36,
229/100, 116.1, 123.2, 123.3, 221, 121, 122,
229/125.04, 125.42, 162.1, 229, 131, 243,
229/244, 208, 212, 87; 217/56, 57; 446/76,
446/488; 53/411, 474, 443; 40/107; 206/531

See application file for complete search history.

(56) **References Cited**

U.S. PATENT DOCUMENTS

639,269 A * 12/1899 McMillin 229/120.31

(Continued)

Primary Examiner — Mark Goodwin

(74) *Attorney, Agent, or Firm* — J. Bennett Mullinax LLC

(57) **CLAIM**

The ornamental design for a gift box, as shown and described.

DESCRIPTION

FIG. 1 is a front perspective view of a top of a gift box according to the present design;

FIG. 2 is a top plan view of a top of a gift box as shown in FIG. 1;

FIG. 3 is a bottom plan view of a top of a gift box as shown in FIG. 1;

FIG. 4 is a front view of a top of a gift box as shown in FIG. 1;

FIG. 5 is a right side view of a top of a gift box as shown in FIG. 1;

FIG. 6 is a rear view of a top of a gift box as shown in FIG. 1;

FIG. 7 is a left side view of a top of a gift box as shown in FIG. 1;

FIG. 8 is a front perspective view of a bottom of a gift box as shown in FIG. 1;

FIG. 9 is a top plan view of a bottom of a gift box as shown in FIG. 8;

FIG. 10 is a bottom plan view of a bottom of a gift box as shown in FIG. 8;

FIG. 11 is a front view of a bottom of a gift box as shown in FIG. 8;

FIG. 12 is a side view of a bottom of a gift box as shown in FIG. 8;

FIG. 13 is a rear view of a bottom of a gift box as shown in FIG. 8;

FIG. 14 is a left side view of a bottom of a gift box as shown in FIG. 8;

FIG. 15 is a front perspective view of a gift box with the top of a gift box as seen in FIG. 1 and the bottom of a gift box as seen in FIG. 8;

FIG. 16 is a top plan view of the gift box as shown in FIG. 15;

FIG. 17 is a bottom plan view of the gift box as shown in FIG. 15;

FIG. 18 is a front view of the gift box as shown in FIG. 15;

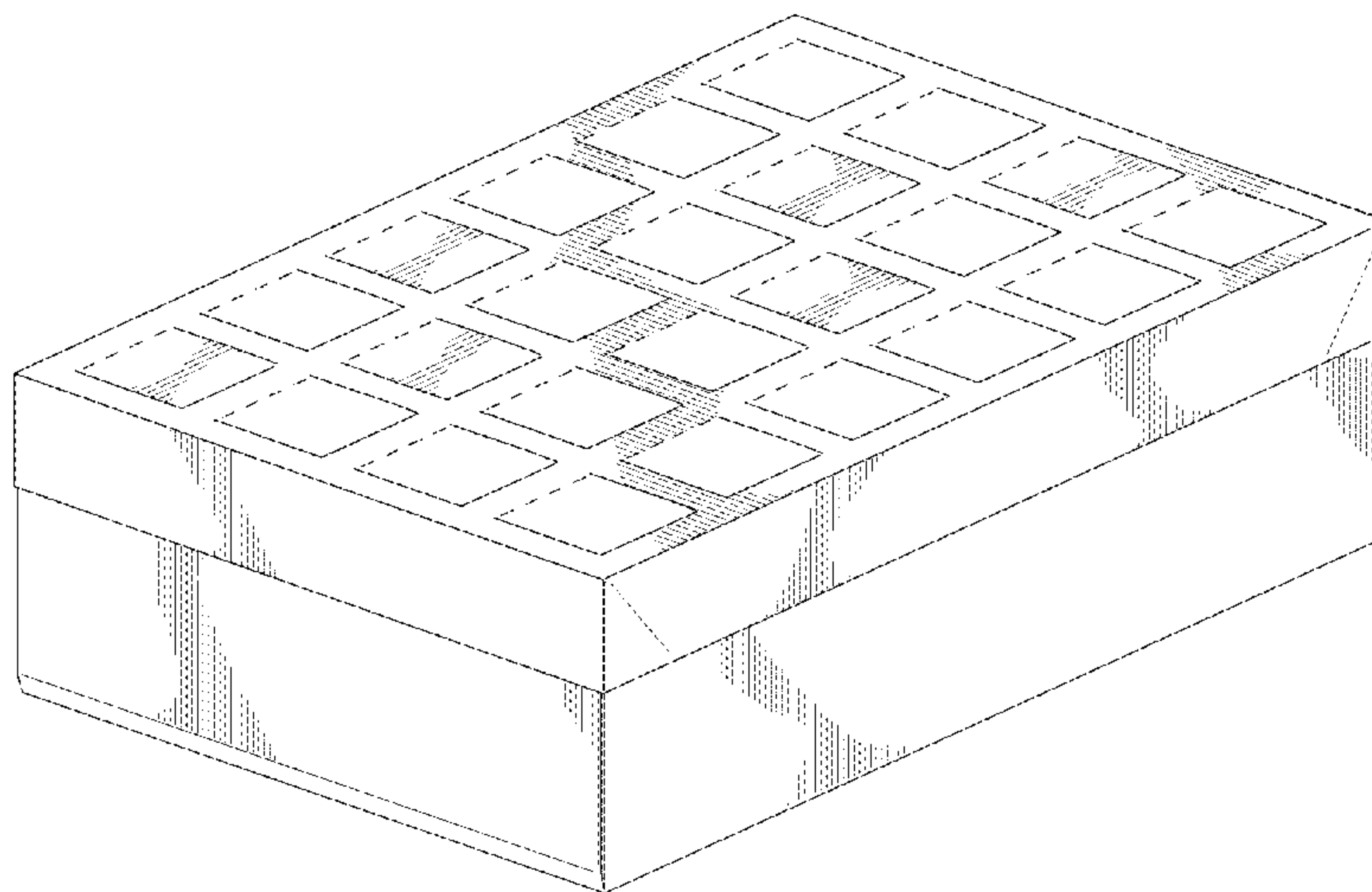
FIG. 19 is a right side view of the gift box as shown in FIG. 15;

FIG. 20 is a rearview of the gift box as shown in FIG. 15;

FIG. 21 is a left view of the gift box as shown in FIG. 15; and,

FIG. 22 is an exploded view of the gift box as shown in FIG. 15.

1 Claim, 16 Drawing Sheets



US D673,864 S

Page 2

U.S. PATENT DOCUMENTS

909,664	A *	1/1909	Porter	229/192	D424,435	S *	5/2000	Koehn	D9/432
2,027,432	A *	1/1936	Hirst	312/35	6,167,680	B1 *	1/2001	Horn	53/473
2,170,850	A *	8/1939	Bonnett et al.	273/403	6,186,553	B1 *	2/2001	Phillips et al.	283/2
2,914,871	A *	12/1959	Smith et al.	40/107	D461,120	S *	8/2002	Ostro	D9/759
3,038,625	A *	6/1962	Sinner et al.	217/33	6,599,131	B2 *	7/2003	Wolfson	434/403
3,820,679	A *	6/1974	Schweitzer	220/507	D492,194	S *	6/2004	Kim	D9/757
4,094,454	A *	6/1978	Snyder	229/120.02	D613,164	S *	4/2010	Lee	D9/456
4,571,232	A *	2/1986	Diehl	493/96	D657,284	S *	4/2012	Young	D11/121
4,703,855	A *	11/1987	Moe et al.	206/427	2003/0163936	A1 *	9/2003	Floss et al.	40/107
D333,931	S *	3/1993	Wein	D6/478	2009/0007467	A1 *	1/2009	Bowman	40/107
5,230,426	A *	7/1993	Keefe et al.	206/205	2011/0259782	A1 *	10/2011	Adamucci et al.	206/534
D407,013	S *	3/1999	Armondo	D9/760					

* cited by examiner

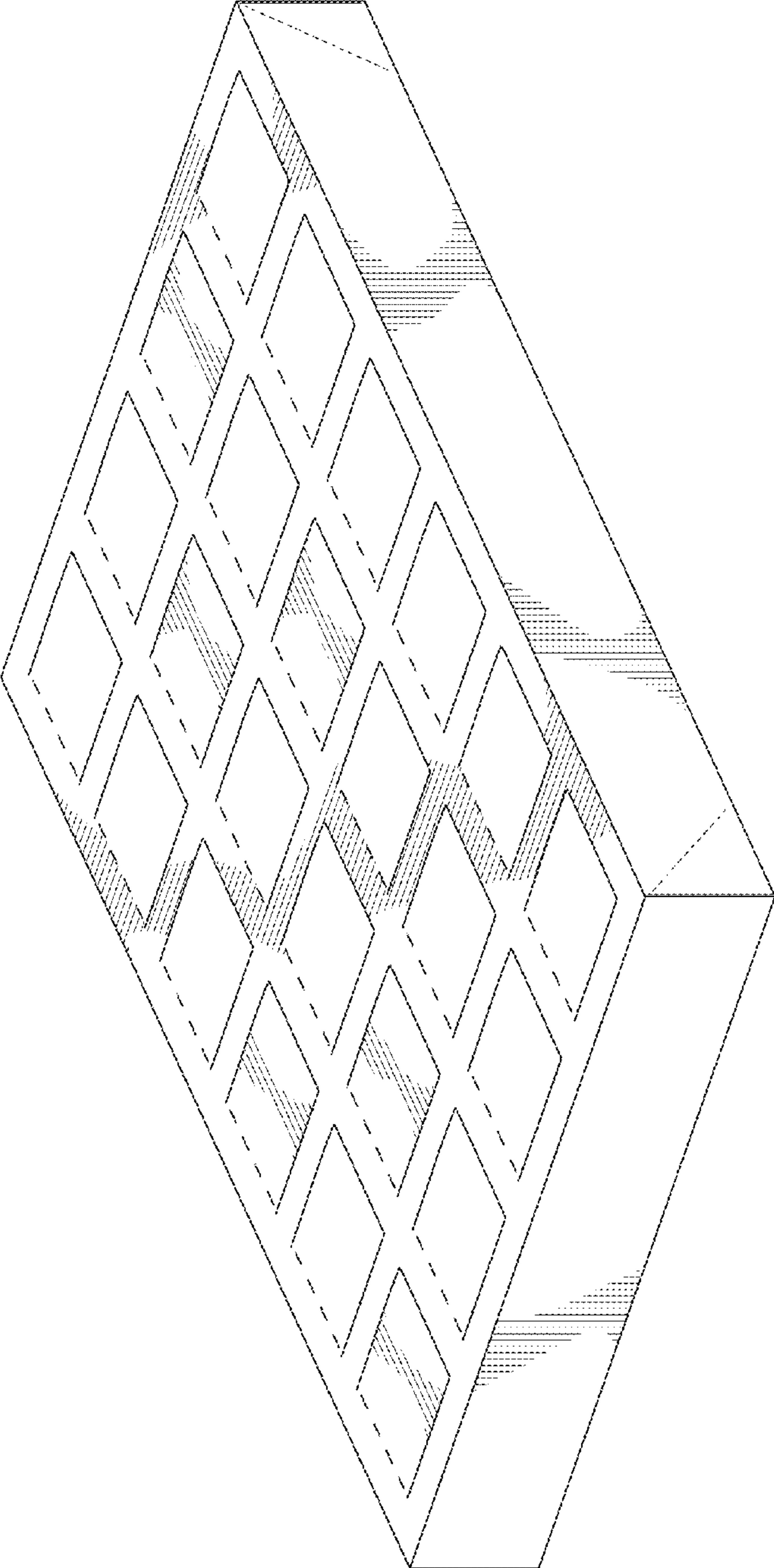


FIG. 1




FIG. 2




FIG. 3




FIG. 4



FIG. 5


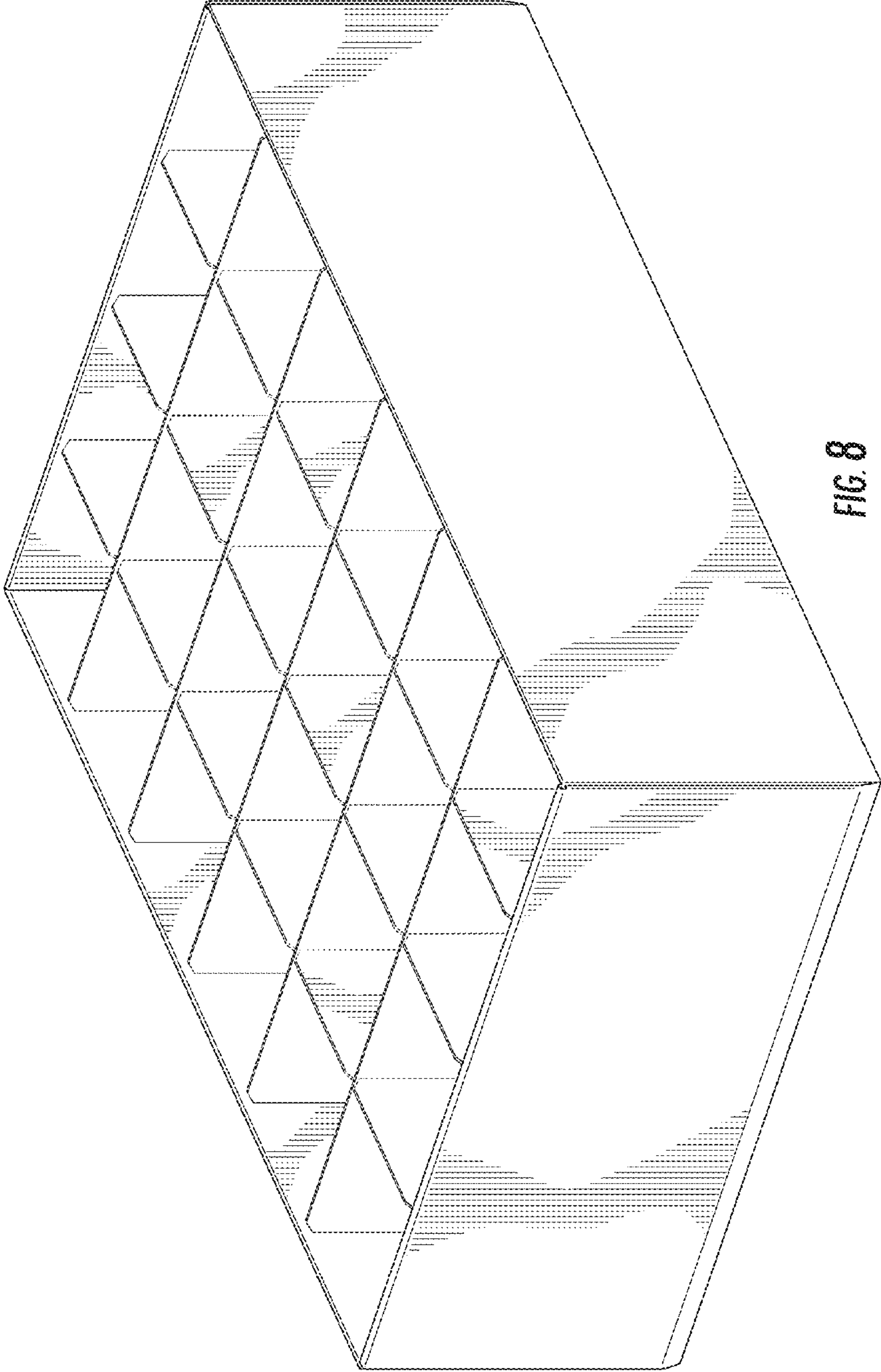


FIG. 6



FIG. 7






FIG. 9

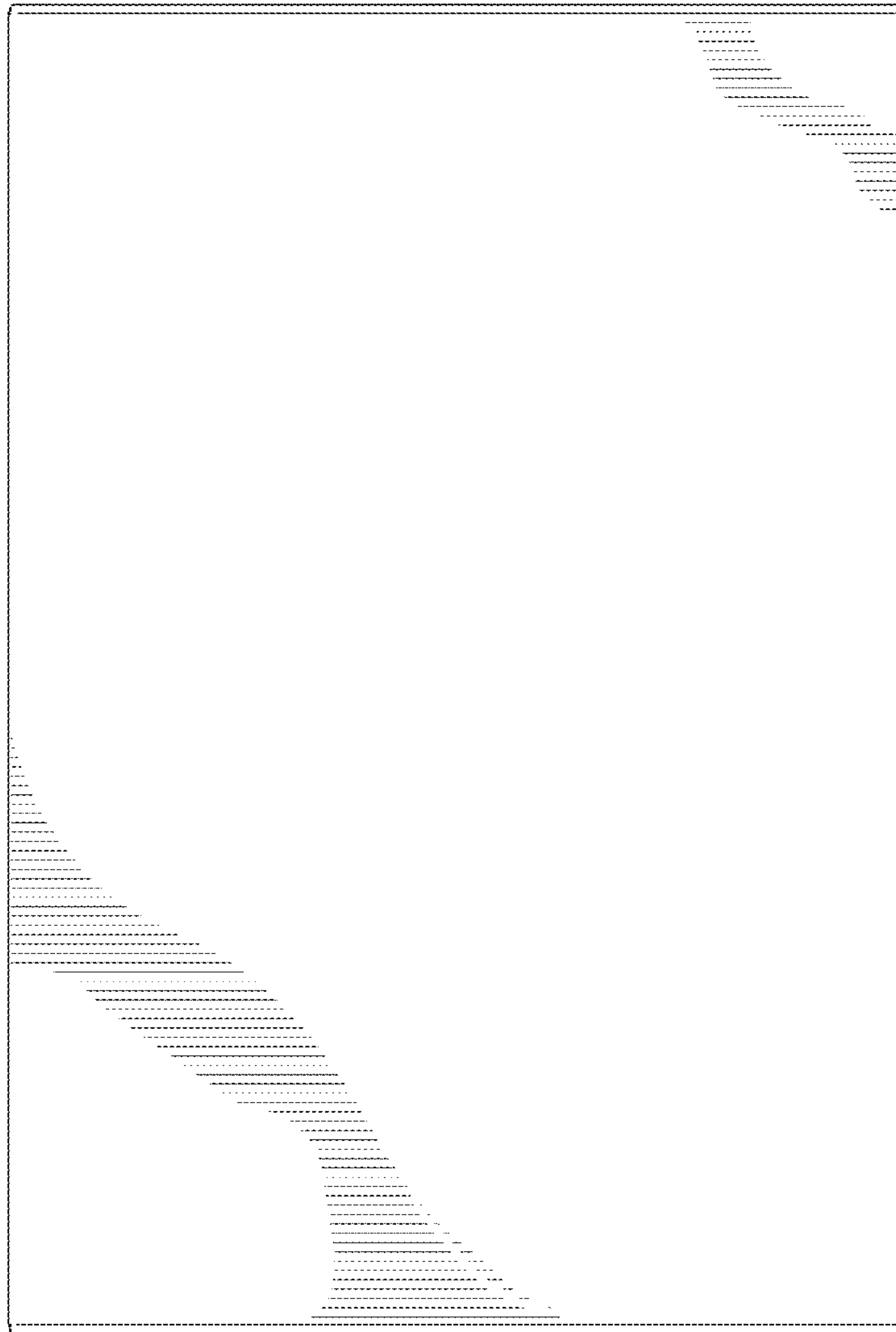


FIG. 10




FIG. 11




FIG. 12




FIG. 13




FIG. 14

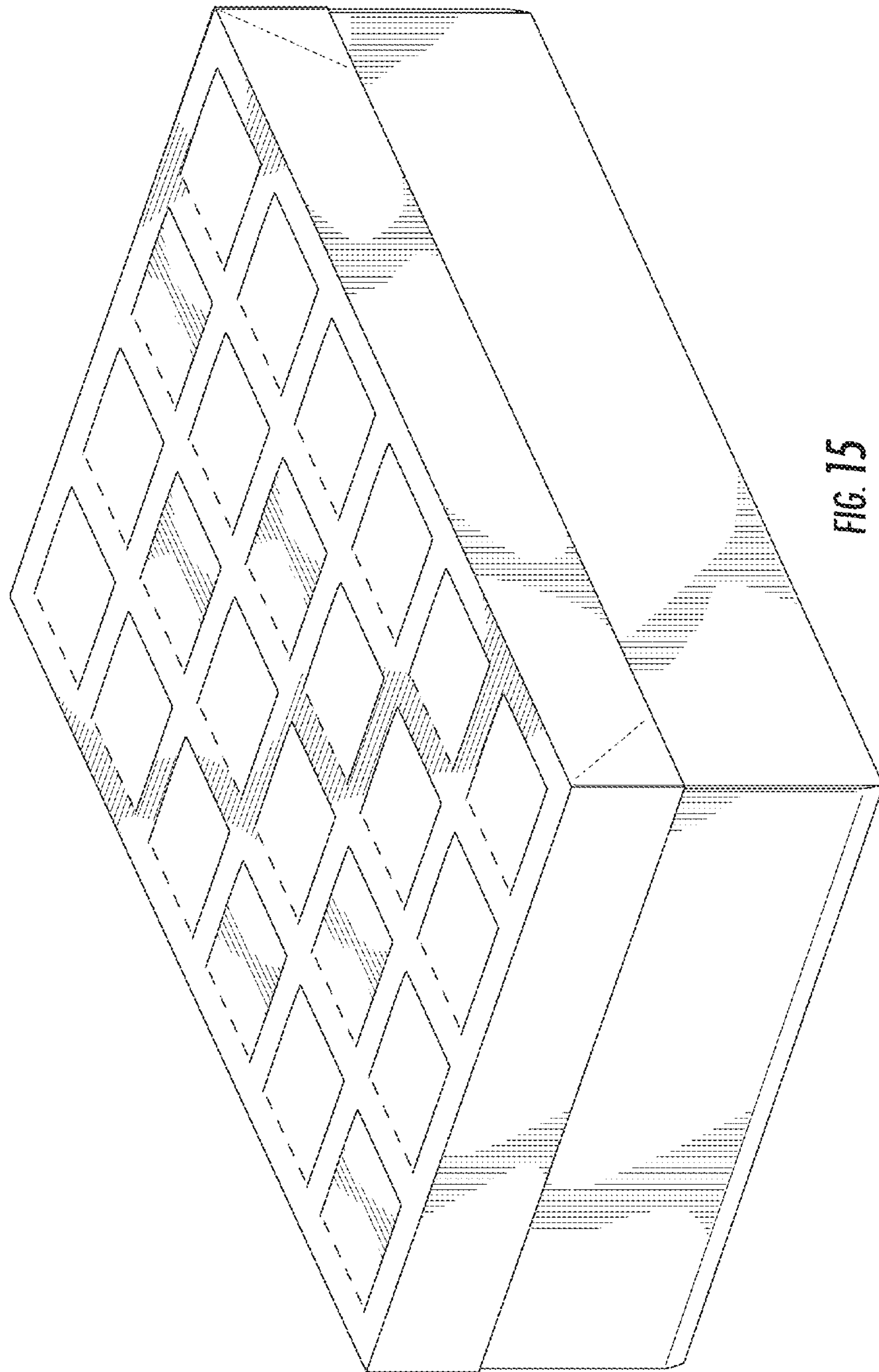


FIG. 15




FIG. 16




FIG. 17




FIG. 18




FIG. 19




FIG. 20




FIG. 21

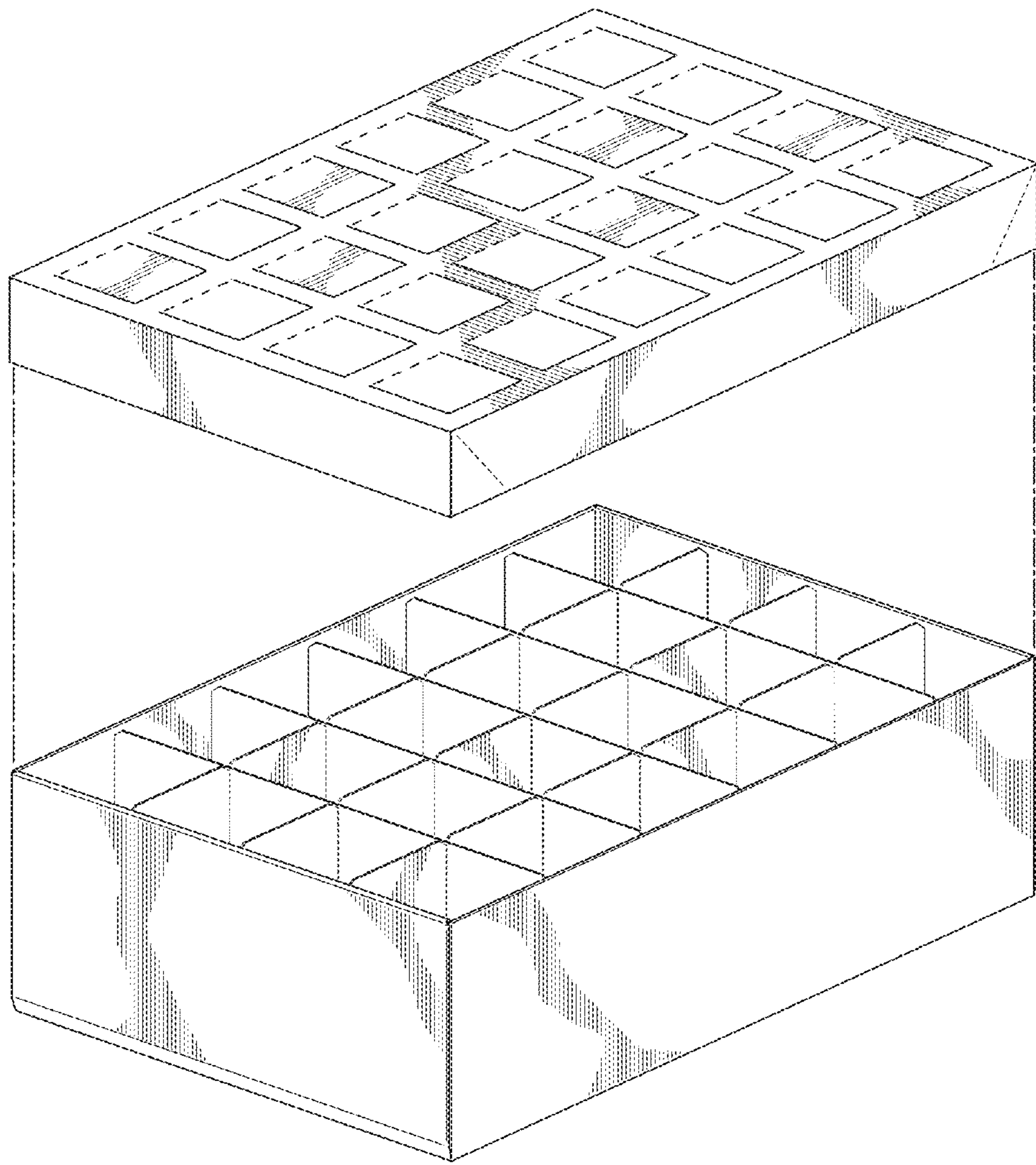


FIG. 22