



US00D673862S

(12) **United States Design Patent**
Garcia

(10) **Patent No.:** **US D673,862 S**

(45) **Date of Patent:** **** Jan. 8, 2013**

(54) **AEROSOL DISPENSER PACKAGING**

(75) Inventor: **Martin-Esteban Garcia**, Buenos Aires
(AR)

(73) Assignee: **Conopco, Inc.**, Englewood Cliffs, NJ
(US)

(**) Term: **14 Years**

(21) Appl. No.: **29/411,939**

(22) Filed: **Jan. 27, 2012**

(30) **Foreign Application Priority Data**

Aug. 3, 2011 (EM) 001900184-0001

(51) **LOC (9) Cl.** **09-01**

(52) **U.S. Cl.** **D9/689**

(58) **Field of Classification Search** D9/600-681,
D9/682-694, 500-505, 719, 723-729, 516-548,
D9/549-575, 434-454; D28/5, 76, 77, 91.1;
215/379-385; 220/662, 665, 669-675; 222/129,
222/135, 153.01, 153.03, 153.04, 153.09,
222/153.11-153.14, 182, 631, 635, 209,
222/211-213, 215, 321.7-321.9, 372, 373,
222/378, 379, 383.1, 384-386, 398, 400.7,
222/400.8, 401, 402.1-402.25

See application file for complete search history.

(56) **References Cited**

U.S. PATENT DOCUMENTS

3,409,186 A * 11/1968 Melocchi 222/402.13
D220,941 S * 6/1971 Usen D9/688
D306,137 S * 2/1990 Nitta D9/686
D317,253 S * 6/1991 Seager D9/689
5,027,982 A * 7/1991 Demarest 222/182
D324,171 S * 2/1992 Morane D9/688
D394,210 S * 5/1998 Fiore D9/529

D394,389 S * 5/1998 Kudo D9/545
D440,878 S * 4/2001 Vassiliev D9/540
D503,086 S * 3/2005 Tsai D9/685
D507,753 S * 7/2005 Lamb et al. D9/689
D647,802 S * 11/2011 Bunce et al. D9/504
D649,064 S * 11/2011 Wang Treadway et al. ... D9/687
D653,559 S * 2/2012 Bicknell et al. D9/689
2009/0308890 A1 * 12/2009 Saravis 222/135
2011/0220685 A1 * 9/2011 Lind et al. 222/402.11

FOREIGN PATENT DOCUMENTS

GB 2035827 12/1994
GB 2035828 12/2003
GB 3020280 * 3/2005

OTHER PUBLICATIONS

Impulse Body Spray, New York 75 ml, 2009 (Photo).
Boots Body Spray Pretty, 75 ml., 2010 (Photo).
So . . . ? Sinful Body Fragrance, 75 ml, 2008 (Photo).

* cited by examiner

Primary Examiner — Catherine Tuttle

(74) *Attorney, Agent, or Firm* — Karen E. Klumas

(57) **CLAIM**

The ornamental design for an aerosol dispenser packaging, as shown and described.

DESCRIPTION

FIG. 1 is a perspective view of the top, front and side of an aerosol dispenser packaging in accordance with my new design;

FIG. 2 is a elevational view of the front thereof;

FIG. 3 is a elevational view of the rear thereof;

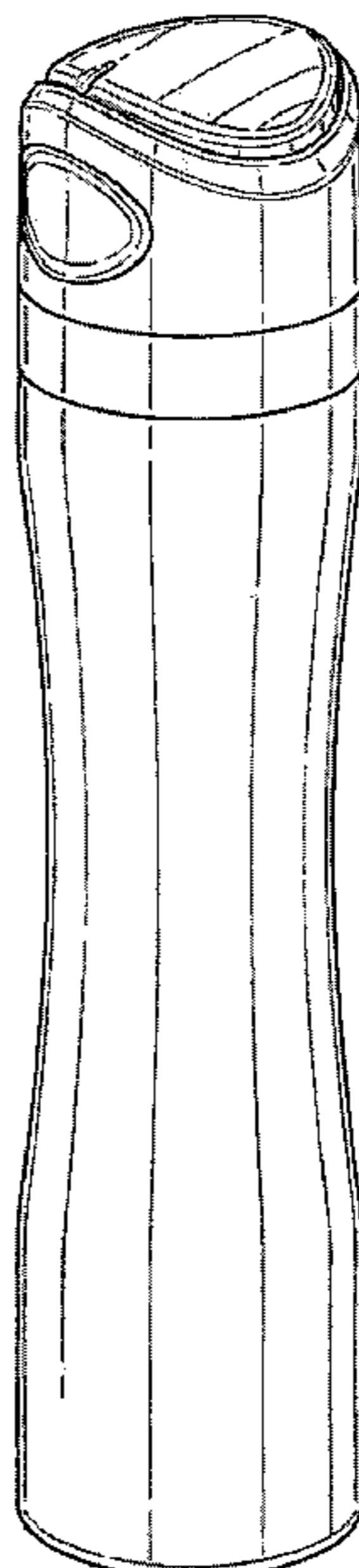
FIG. 4 is a elevational view of the side thereof;

FIG. 5 is a elevational view of the other side thereof;

FIG. 6 is a top plan view thereof; and,

FIG. 7 is a bottom plan view thereof.

1 Claim, 3 Drawing Sheets



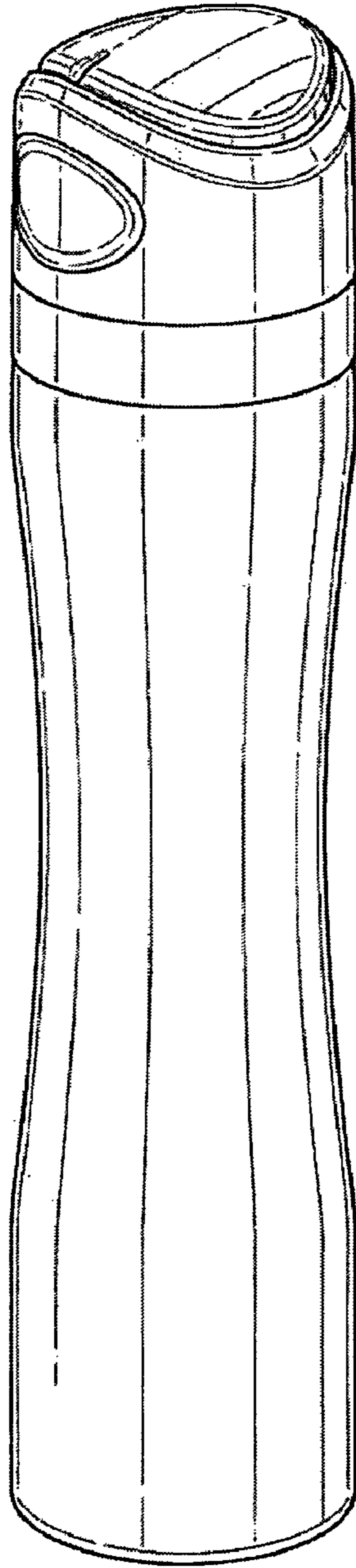


Fig. 1

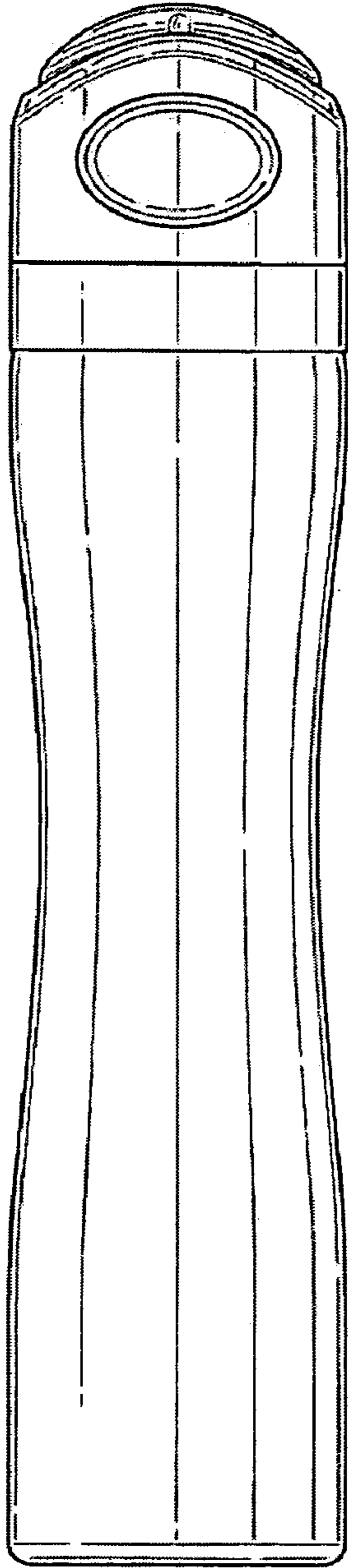


Fig. 2

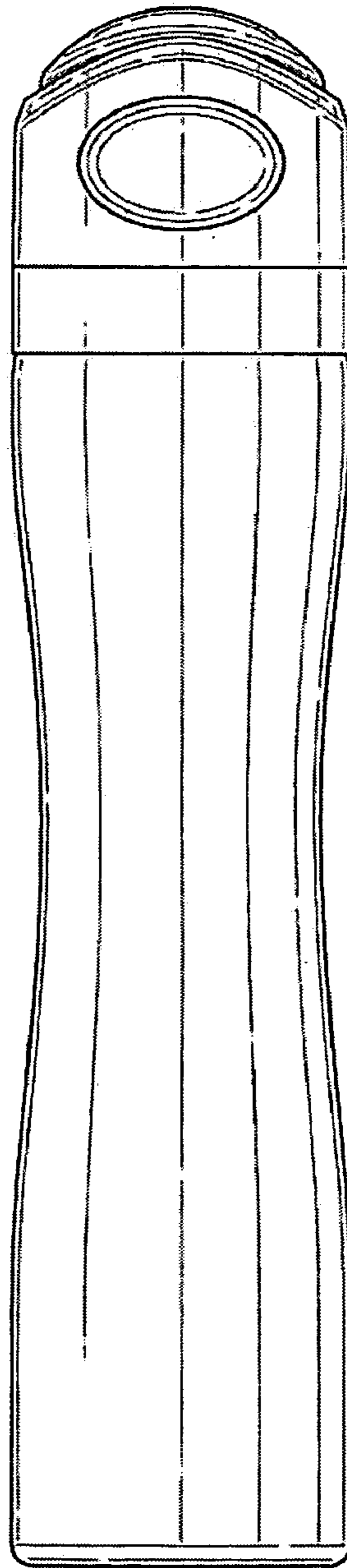


Fig. 3

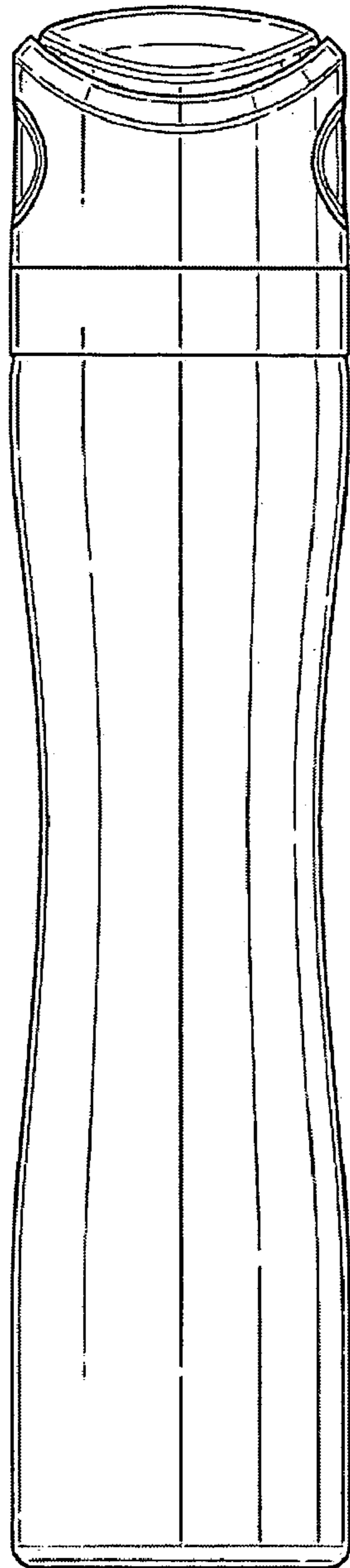


Fig. 4

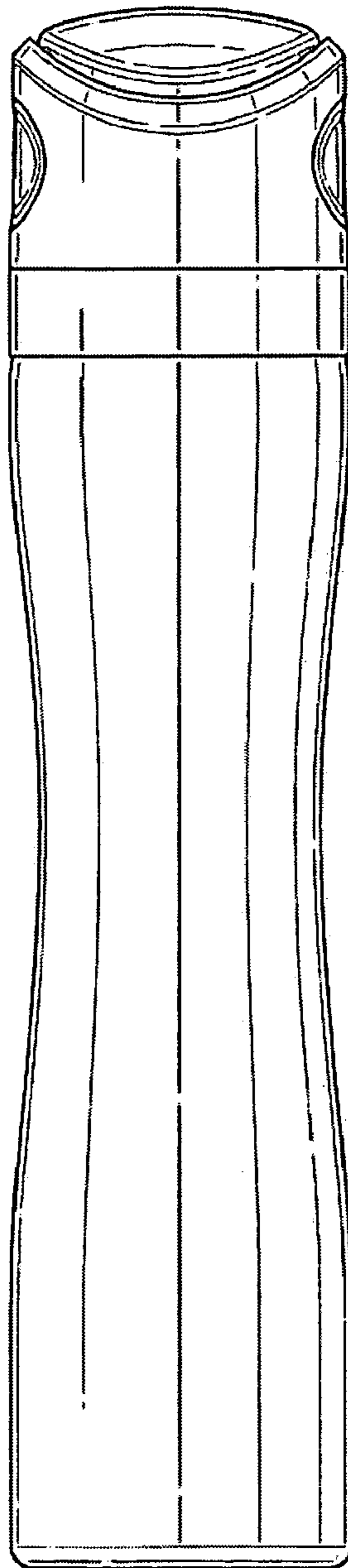


Fig. 5

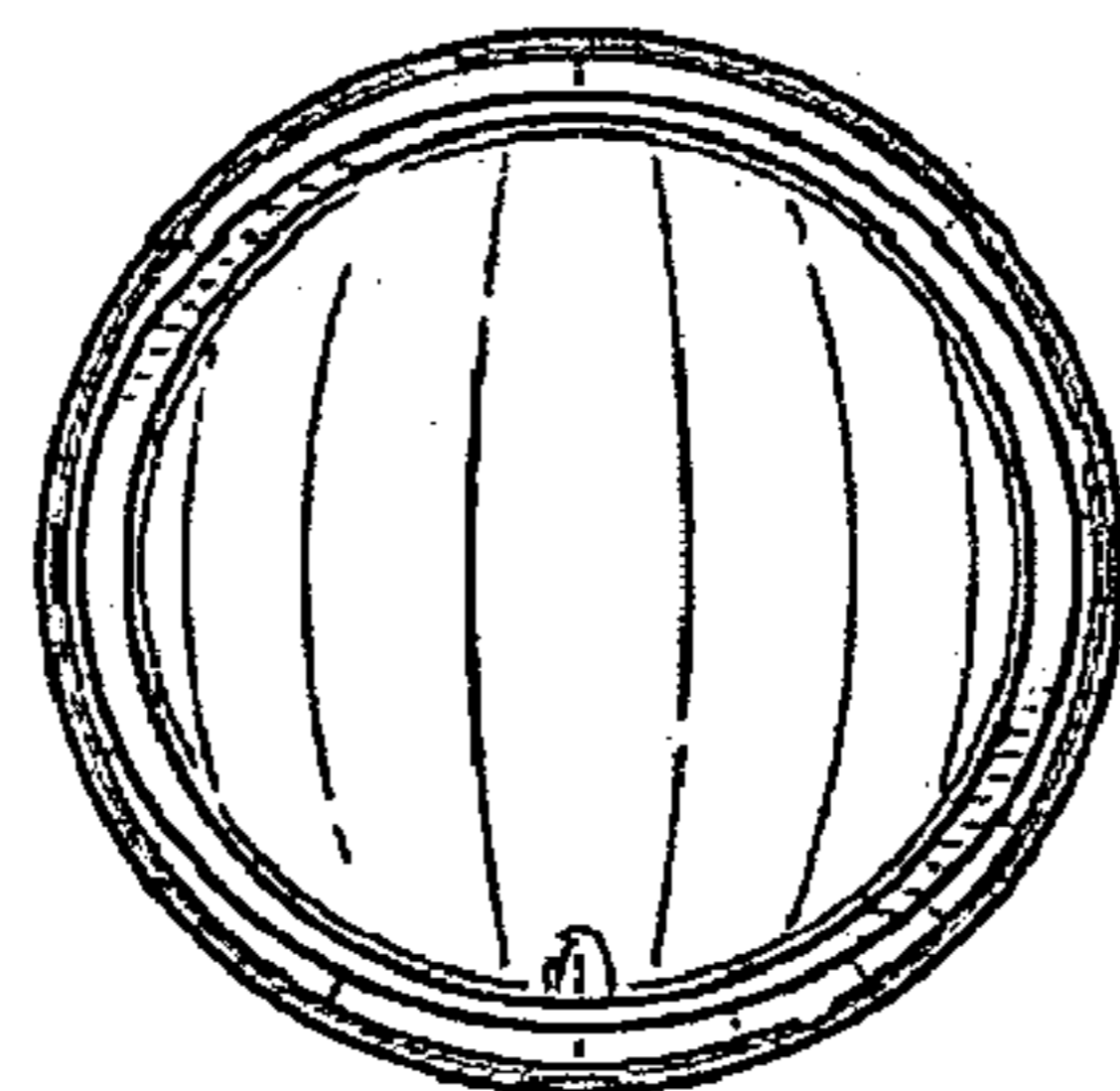


Fig. 6

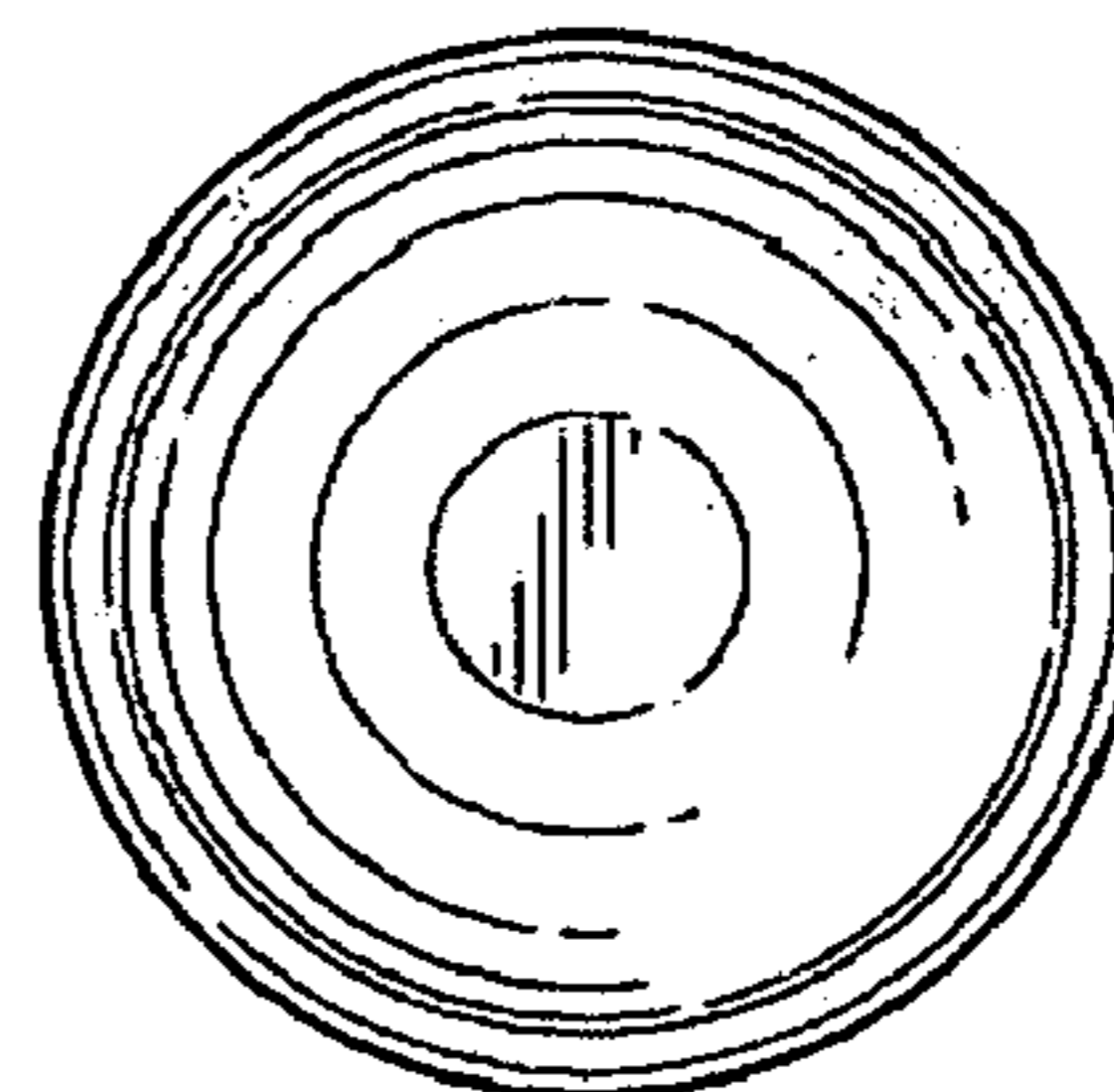


Fig. 7