



US00D673858S

(12) **United States Design Patent**
Horio

(10) **Patent No.:** **US D673,858 S**

(45) **Date of Patent:** **** Jan. 8, 2013**

(54) **CONTAINER**

(75) **Inventor:** **Masami Horio, Tokyo (JP)**

(73) **Assignee:** **Otsuka Pharmaceutical Co., Ltd., Tokyo (JP)**

(**) **Term:** **14 Years**

(21) **Appl. No.:** **29/377,254**

(22) **Filed:** **Oct. 19, 2010**

(30) **Foreign Application Priority Data**

Apr. 19, 2010 (JP) 2010-009811

(51) **LOC (9) Cl.** **09-01**

(52) **U.S. Cl.** **D9/551; D9/504; D9/549; D9/575; D9/434; D9/435**

(58) **Field of Classification Search** D9/500, D9/503, 504, 516, 537-541, 549-551, 554, D9/558, 564, 574-575, 434, 438; 215/381-385
See application file for complete search history.

(56) **References Cited**

U.S. PATENT DOCUMENTS

1,026,282	A *	5/1912	Schmidtt	220/270 X
D95,199	S *	4/1935	Behr, Jr.	D9/606
D193,638	S *	9/1962	Goldstein et al.	D9/538
3,130,056	A *	4/1964	Taylor et al.	214/352 X
3,163,310	A *	12/1964	Blakslee	215/352 X
4,016,706	A *	4/1977	Braker et al.	53/411
D260,732	S	9/1981	Walker		
D281,584	S *	12/1985	Berglund	D9/438
D284,837	S *	7/1986	Nilsson	D9/503
D351,348	S *	10/1994	Marriage	D9/551
D379,303	S *	5/1997	Broye	D9/444
D414,238	S *	9/1999	Kupperman	D9/503 X
D437,551	S *	2/2001	Kato et al.	D9/605

D471,112	S *	3/2003	Davis et al.	D9/551
D564,881	S *	3/2008	Chupak	D9/500
D566,562	S *	4/2008	Snyder et al.	D9/516
D566,578	S *	4/2008	Snyder et al.	D9/516 X
D567,663	S *	4/2008	Kinmont et al.	D9/550
D568,157	S *	5/2008	Snyder et al.	D9/516
D572,140	S *	7/2008	Davis et al.	D9/551
D576,885	S *	9/2008	Briozzo Fernandez et al.	D9/558 X
D577,597	S *	9/2008	Snyder et al.	D9/551
D584,626	S *	1/2009	Kruparova	D9/530
D592,060	S *	5/2009	Chupak	D9/500
D600,557	S *	9/2009	Chupak	D9/500
D608,204	S *	1/2010	Caroen et al.	D9/503

FOREIGN PATENT DOCUMENTS

JP	D1291166	1/2007
TW	282349	7/1996

* cited by examiner

Primary Examiner — Carol P Rademaker

(74) *Attorney, Agent, or Firm* — Dennis R. Haszko

(57) **CLAIM**

The ornamental design for a container, as shown and described.

DESCRIPTION

FIG. 1 is a front elevational view of the container showing the invention;

FIG. 2 is a rear elevational view thereof;


FIG. 3 is a top plan view thereof;

FIG. 4 is a right side elevational view thereof; and,

FIG. 5 is a left side elevational view thereof.

The broken lines shown in the drawings are included for the purpose of illustrating environmental structure and form no part of the claimed design.

1 Claim, 5 Drawing Sheets



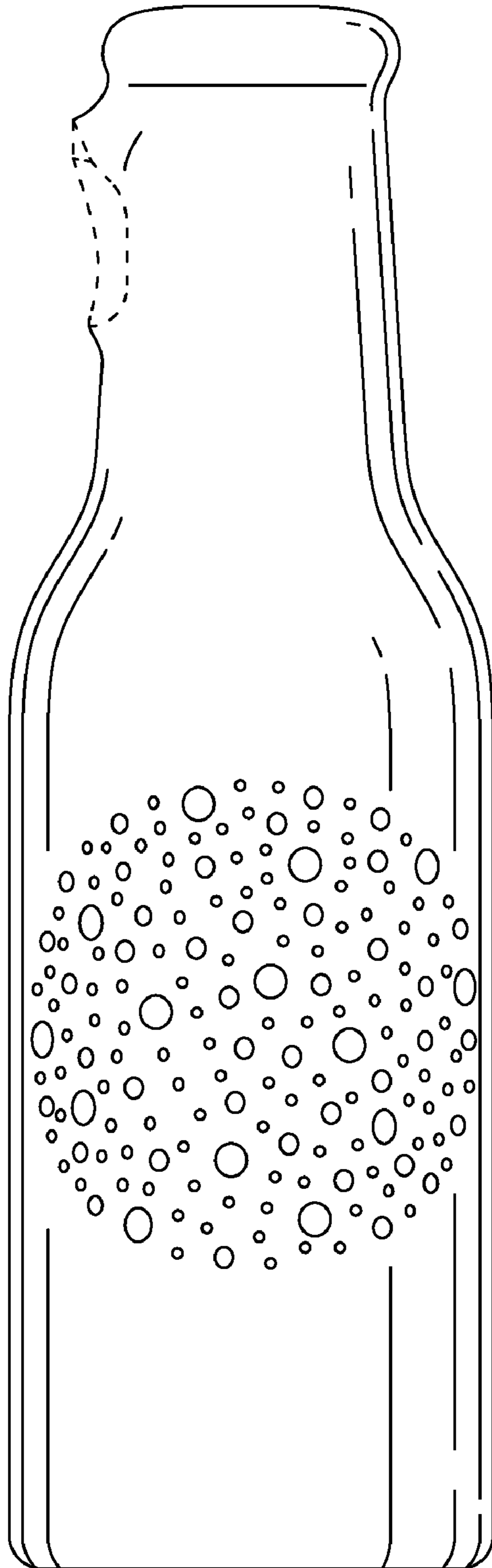


FIG. 1

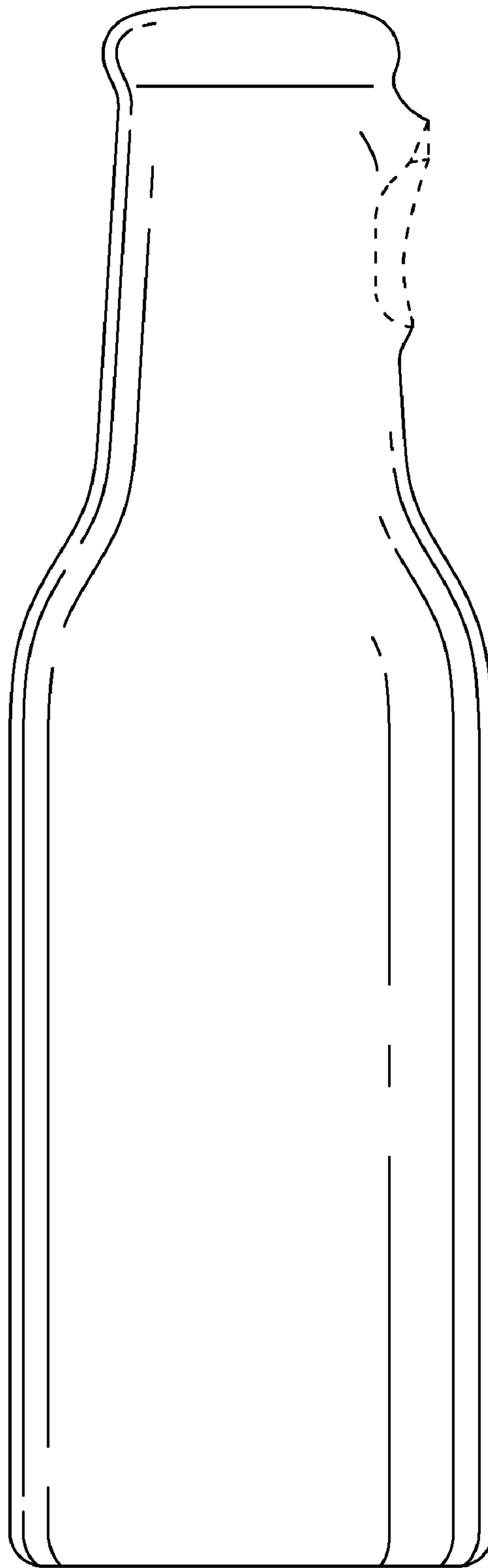


FIG. 2

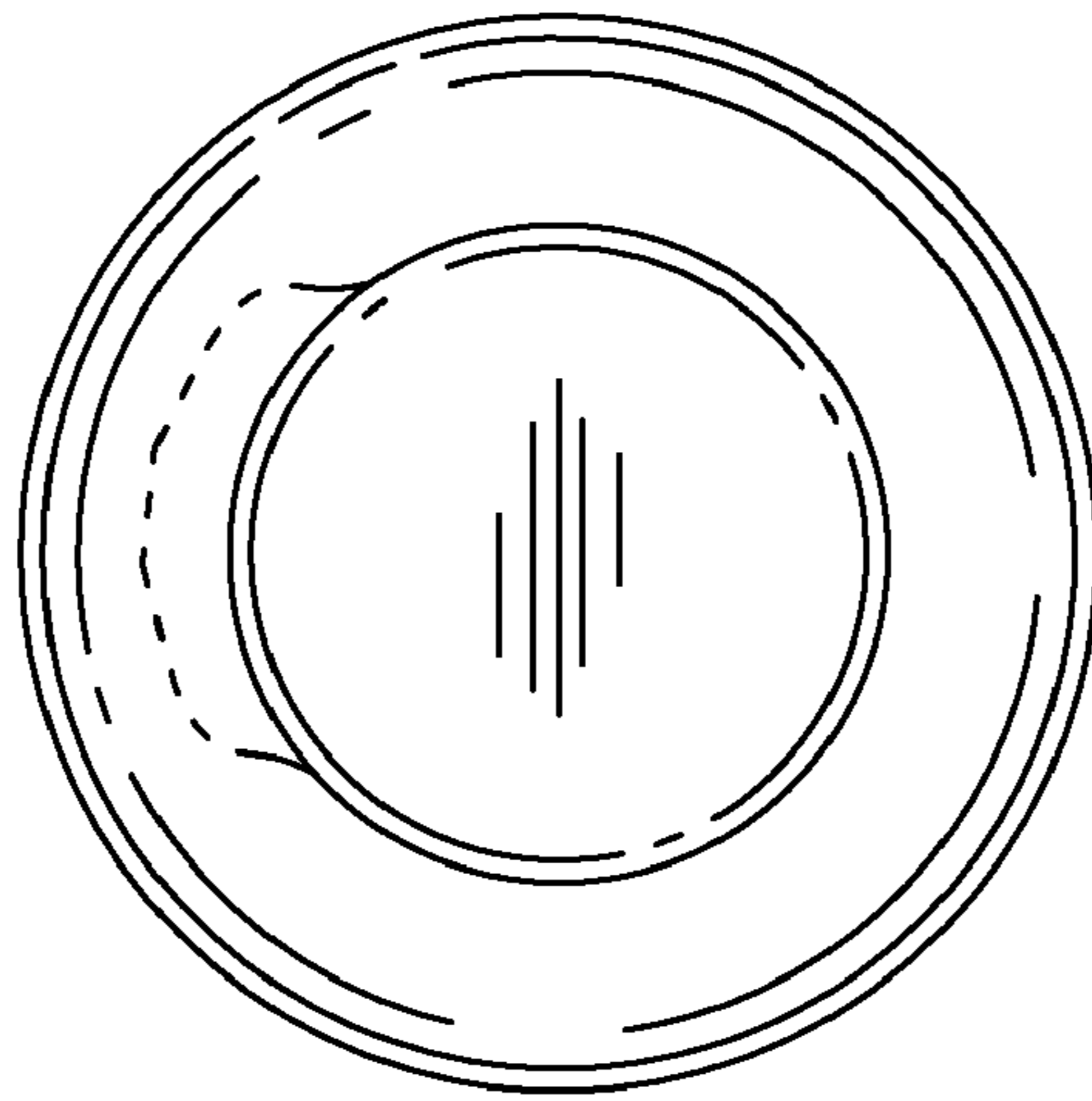


FIG. 3

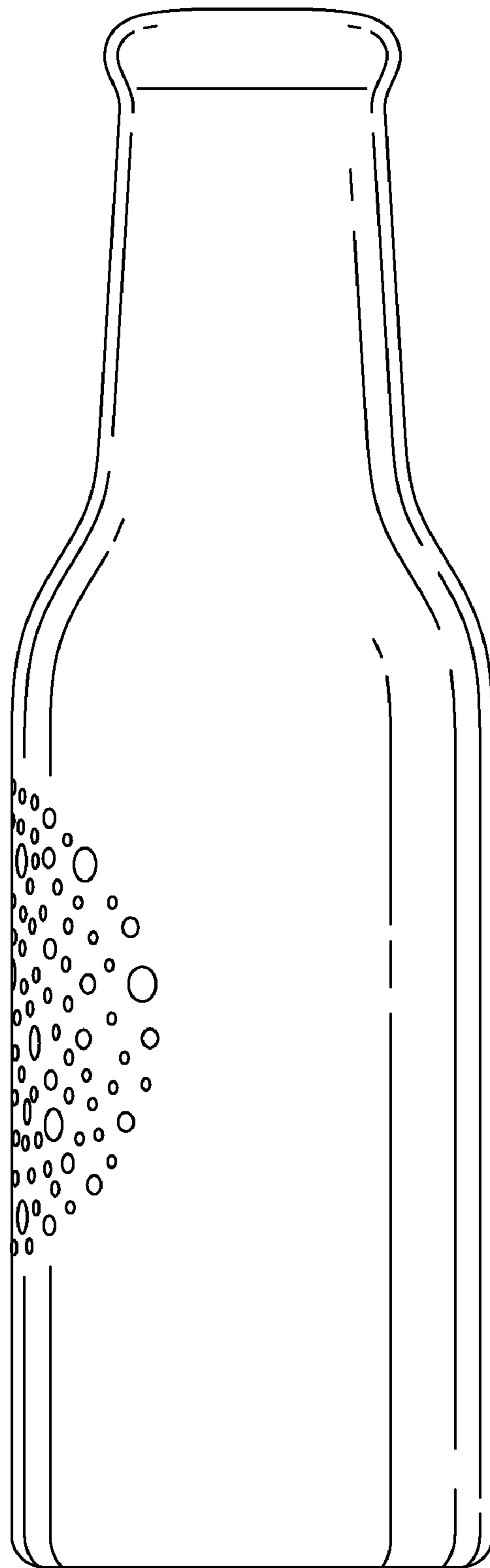


FIG. 4

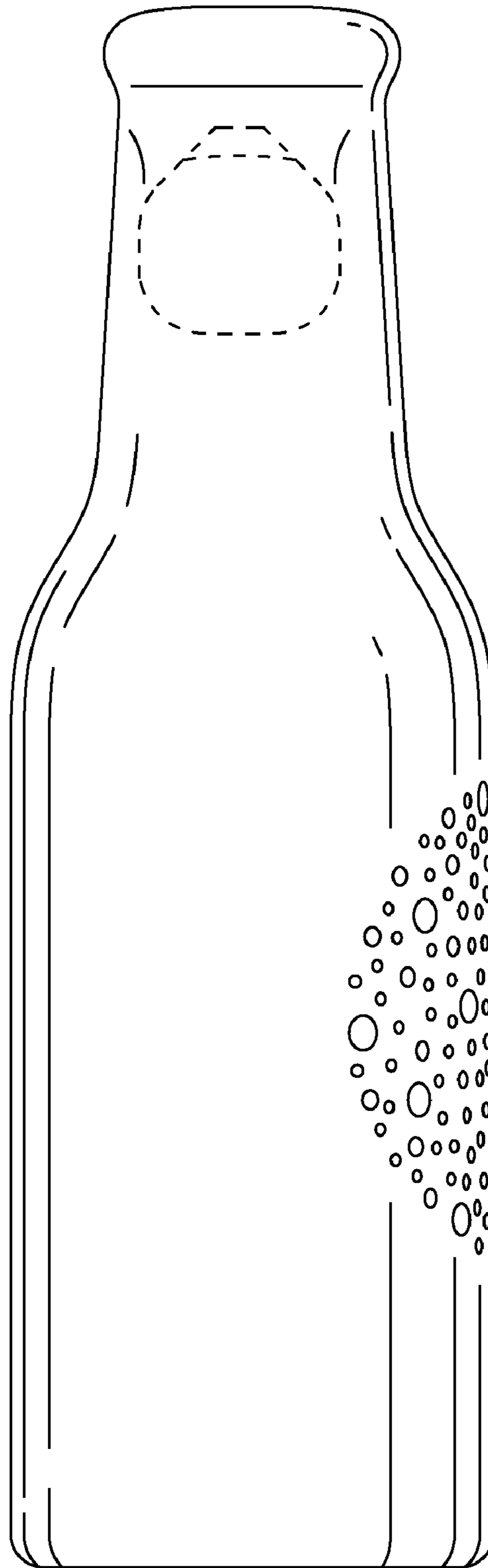


FIG. 5