



US00D673851S

(12) **United States Design Patent**  
**Yates**

(10) **Patent No.:** **US D673,851 S**  
(45) **Date of Patent:** **\*\* Jan. 8, 2013**

- (54) **CAP**
- (75) Inventor: **Stephen Roby Yates**, Bangkok (TH)
- (73) Assignee: **Crown Packaging Technology, Inc.**, Alsip, IL (US)
- (\*\*) Term: **14 Years**
- (21) Appl. No.: **29/397,253**
- (22) Filed: **Jul. 13, 2011**
- (51) **LOC (9) Cl.** ..... **09-07**
- (52) **U.S. Cl.** ..... **D9/452**
- (58) **Field of Classification Search** ..... D9/434,  
D9/435, 443, 451, 452, 600, 614, 624; 215/206,  
215/228, 230; D3/272; 206/267, 269, 270,  
206/273, 299, 737, 740, 822; D2/870; D17/13;  
D7/391; D8/100, 373, 397  
See application file for complete search history.

D617,191 S \* 6/2010 Stull et al. .... D9/452  
D649,395 S \* 11/2011 Gehring ..... D7/391  
D657,674 S \* 4/2012 Biesecker ..... D9/451

**FOREIGN PATENT DOCUMENTS**

SG D 2011/776 I 7/2011

\* cited by examiner

*Primary Examiner* — Susan Bennett Hattan

*Assistant Examiner* — Barbara B Lohr

(74) *Attorney, Agent, or Firm* — Woodcock Washburn LLP

(57) **CLAIM**

I claim the ornamental design for a cap, as shown and described.

**DESCRIPTION**

FIG. 1 is a top perspective view of a cap according to my new design.

FIG. 2 is a top view thereof.

FIG. 3 is a left side view thereof, the front, back, and right side views being identical to the left side view.

FIG. 4 is a bottom view thereof; and,

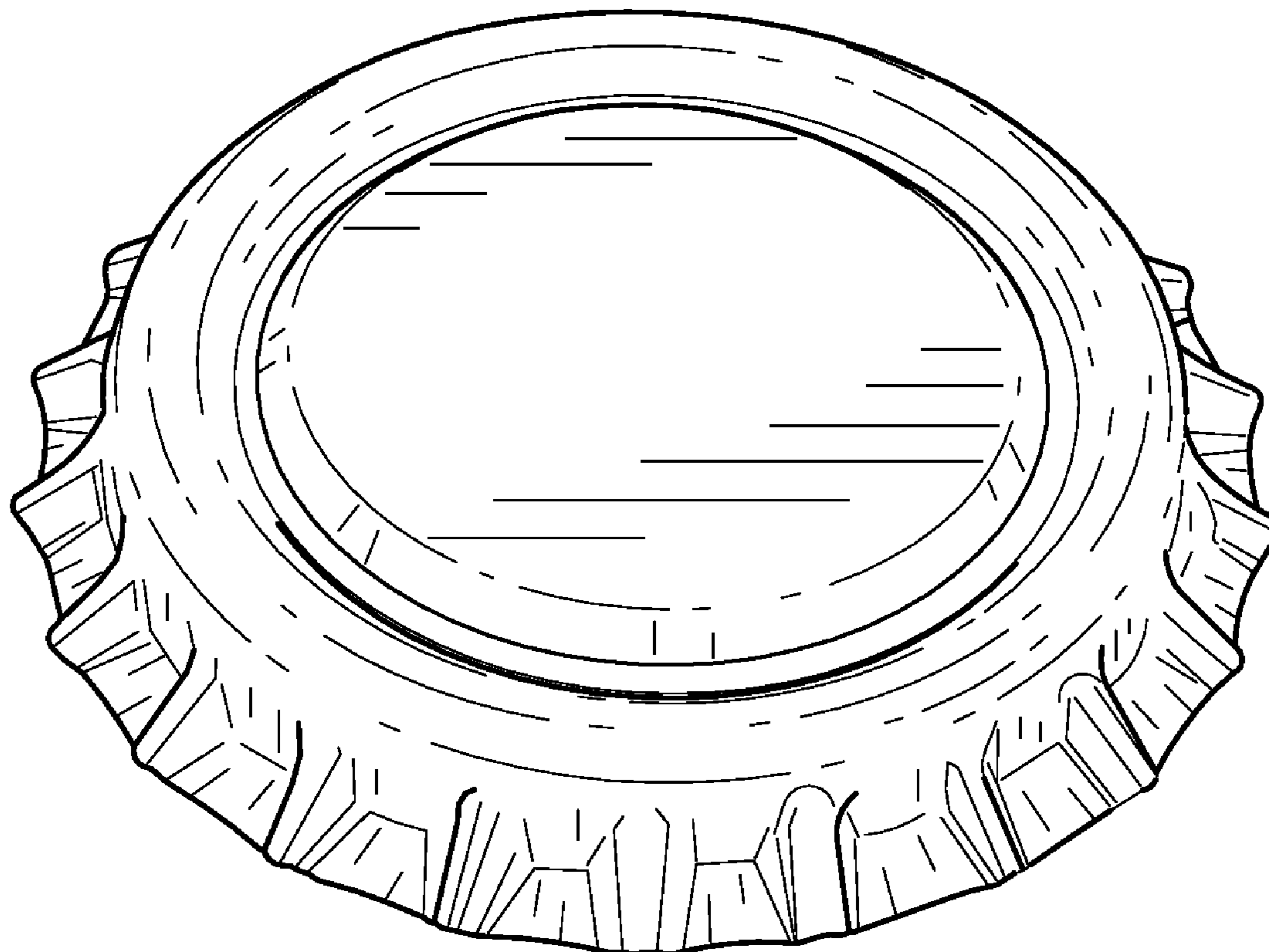
FIG. 5 is a sectional view taken in the direction of line 5-5 in FIG. 4.

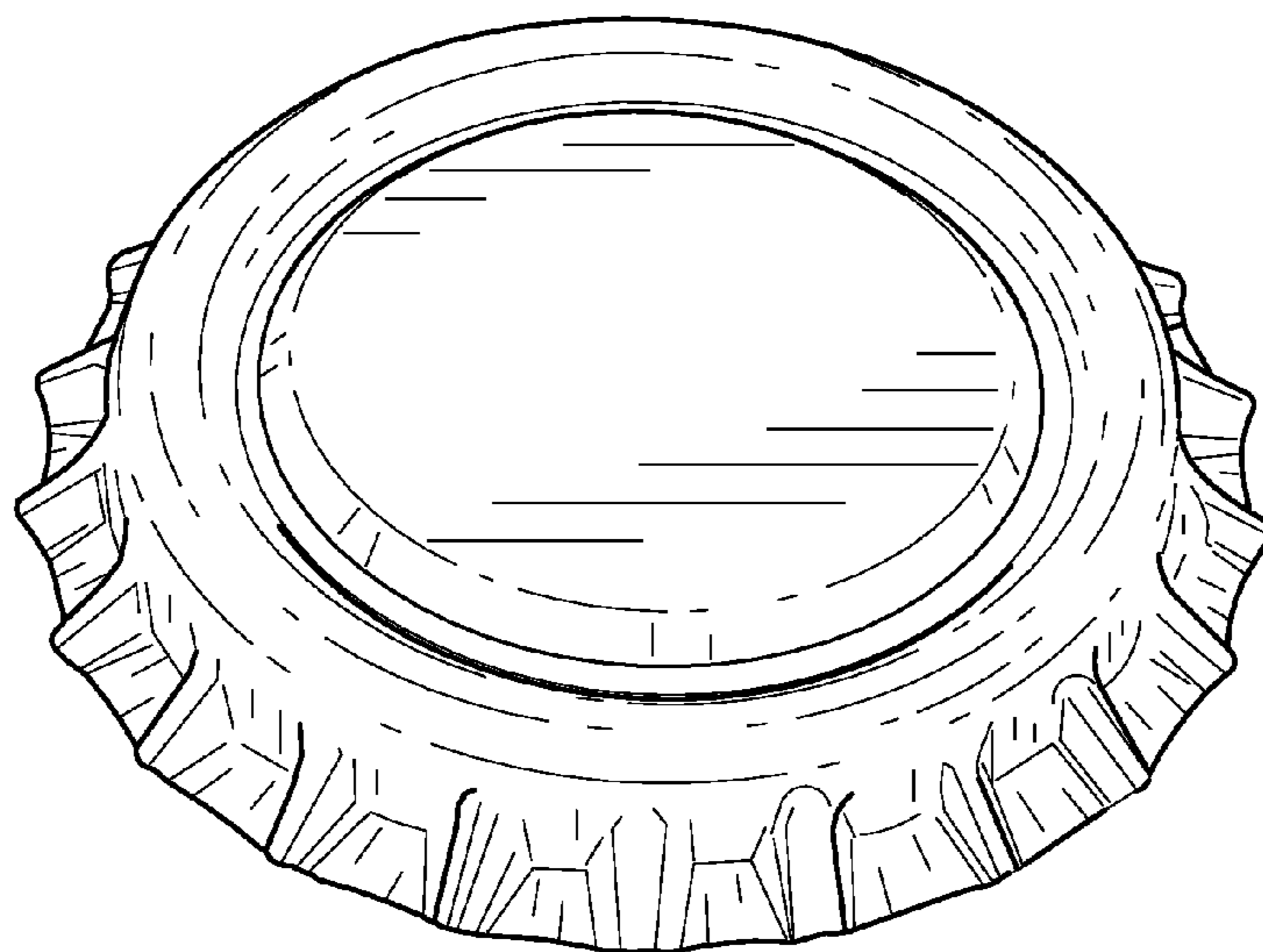
(56) **References Cited**

**U.S. PATENT DOCUMENTS**


D585,279 S \* 1/2009 Walker et al. .... D9/452  
D587,579 S \* 3/2009 Bourque et al. .... D9/452  
D614,029 S \* 4/2010 Lake, Jr. .... D9/451

**1 Claim, 3 Drawing Sheets**

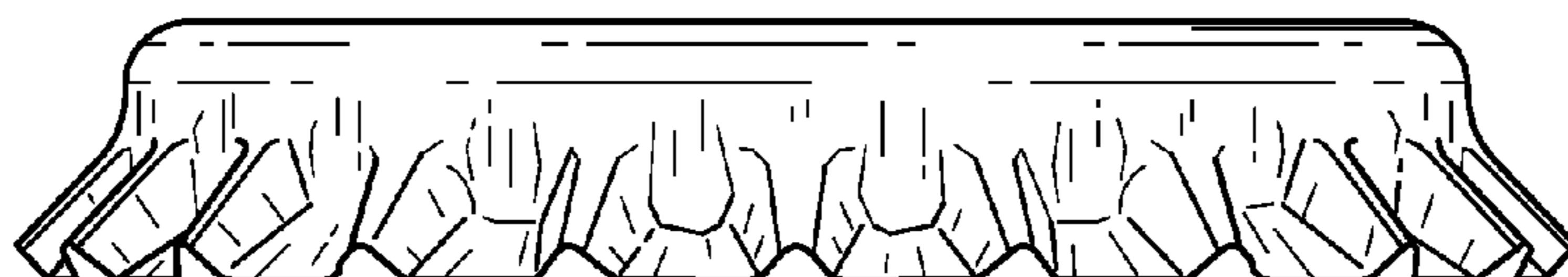





*FIG. 1*




*FIG. 2*



*FIG. 3*



*FIG. 4*



*FIG. 5*