



US00D673849S

(12) **United States Design Patent**
Barbier

(10) **Patent No.:** **US D673,849 S**

(45) **Date of Patent:** **** Jan. 8, 2013**

(54) **CONTAINER AND LID WITH SWIRL PATTERN**

(75) Inventor: **Marco Barbier**, Dover, MA (US)

(73) Assignee: **EASYPAK LLC, a Massachusetts limited liability company**, Leominster, MA (US)

(**) Term: **14 Years**

(21) Appl. No.: **29/397,984**

(22) Filed: **Jul. 25, 2011**

(51) **LOC (9) Cl.** **09-03**

(52) **U.S. Cl.** **D9/429**

(58) **Field of Classification Search** D9/414, D9/416, 418, 420-431, 454, 542; D7/538, D7/540, 542, 550.1, 565, 584, 602, 629; 206/501-509, 512; 220/4.23-4.24, 23.86, 220/780-781, 791-793, 835, 839; 428/34.1, 428/35.7, 36.5-36.8

See application file for complete search history.

(56) **References Cited**

U.S. PATENT DOCUMENTS

D398,845 S *	9/1998	Wyslotsky	D9/425
D398,846 S *	9/1998	Wyslotsky	D9/425
D398,847 S *	9/1998	Wyslotsky et al.	D9/425
D440,829 S	4/2001	Brown		
D445,310 S	7/2001	Brown		

D447,910 S *	9/2001	Brown	D7/396.1
D450,537 S *	11/2001	Hayes	D7/538
D457,781 S	5/2002	Brown		
D485,470 S *	1/2004	Willis	D7/542
D489,254 S *	5/2004	Kocis et al.	D9/425
D494,062 S *	8/2004	Willis	D9/428
D504,281 S *	4/2005	Duggan	D7/540
D544,761 S *	6/2007	Vovan	D7/628
D556,569 S *	12/2007	Stein et al.	D9/428
D581,781 S *	12/2008	Enriquez	D9/429
D664,033 S *	7/2012	Liang et al.	D9/428

* cited by examiner

Primary Examiner — Thomas Johannes

(74) *Attorney, Agent, or Firm* — Barlow, Josephs & Holmes, Ltd.

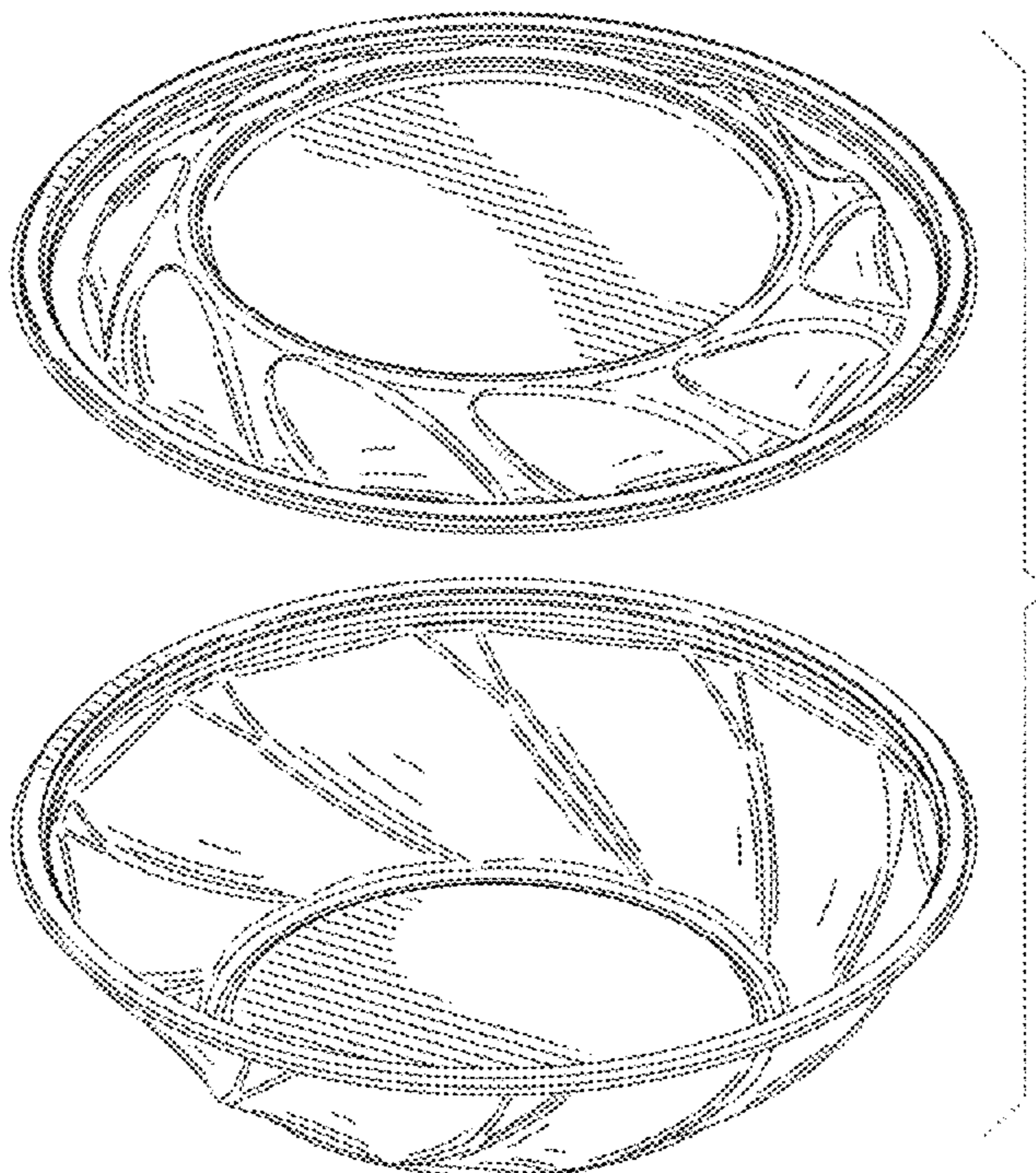
(57) **CLAIM**

The ornamental design for a container and lid with swirl pattern, as shown and described.

DESCRIPTION

FIG. 1 is a front perspective view of a container and lid with swirl pattern showing my new design in a closed condition; FIG. 2 is a front view thereof; FIG. 3 is a left side view thereof; FIG. 4 is a rear view thereof; FIG. 5 is a right side view thereof; FIG. 6 is a top view thereof; FIG. 7 is a bottom view thereof; and, FIG. 8 is front perspective view thereof in an open condition.

1 Claim, 6 Drawing Sheets



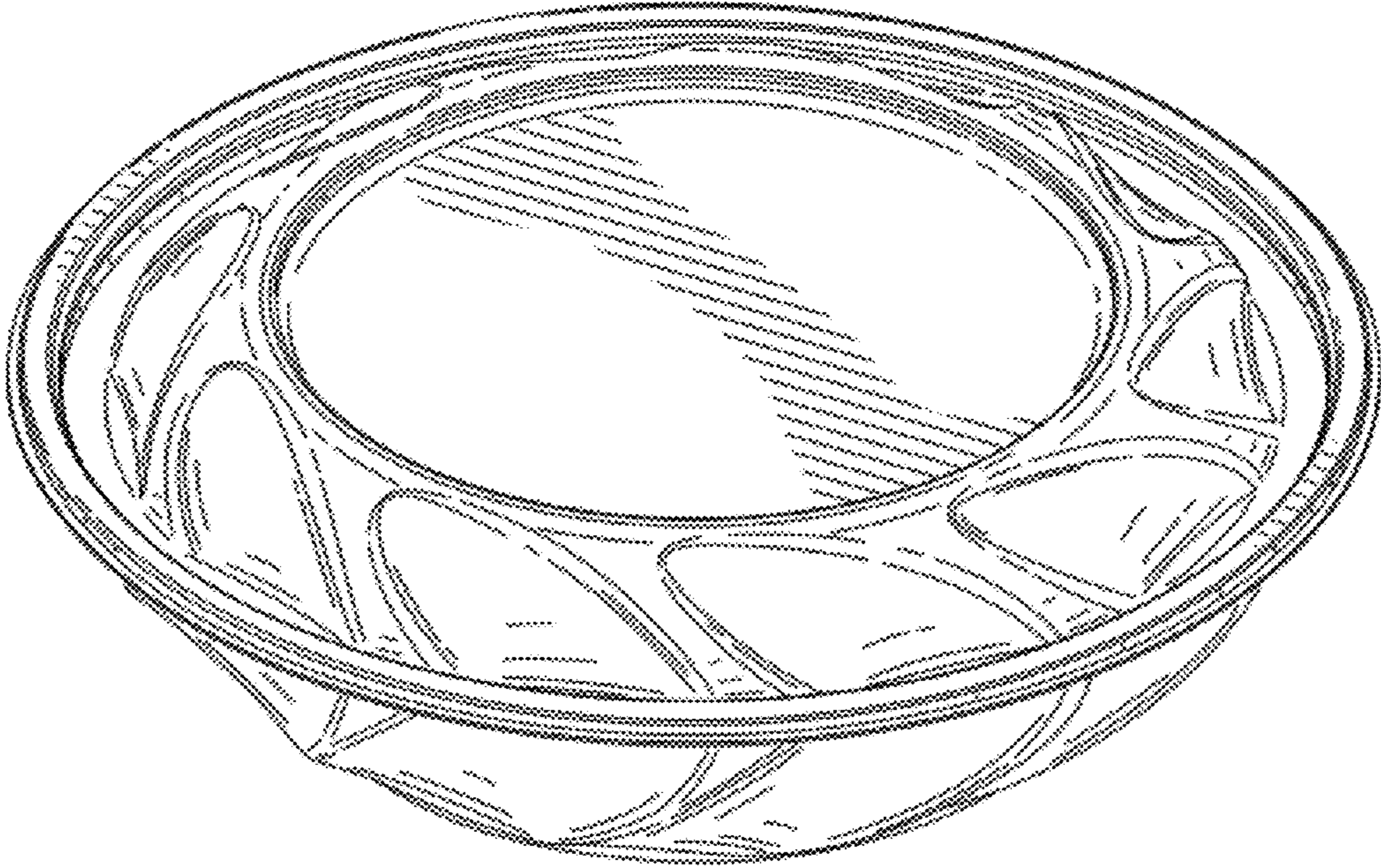


FIG. 1

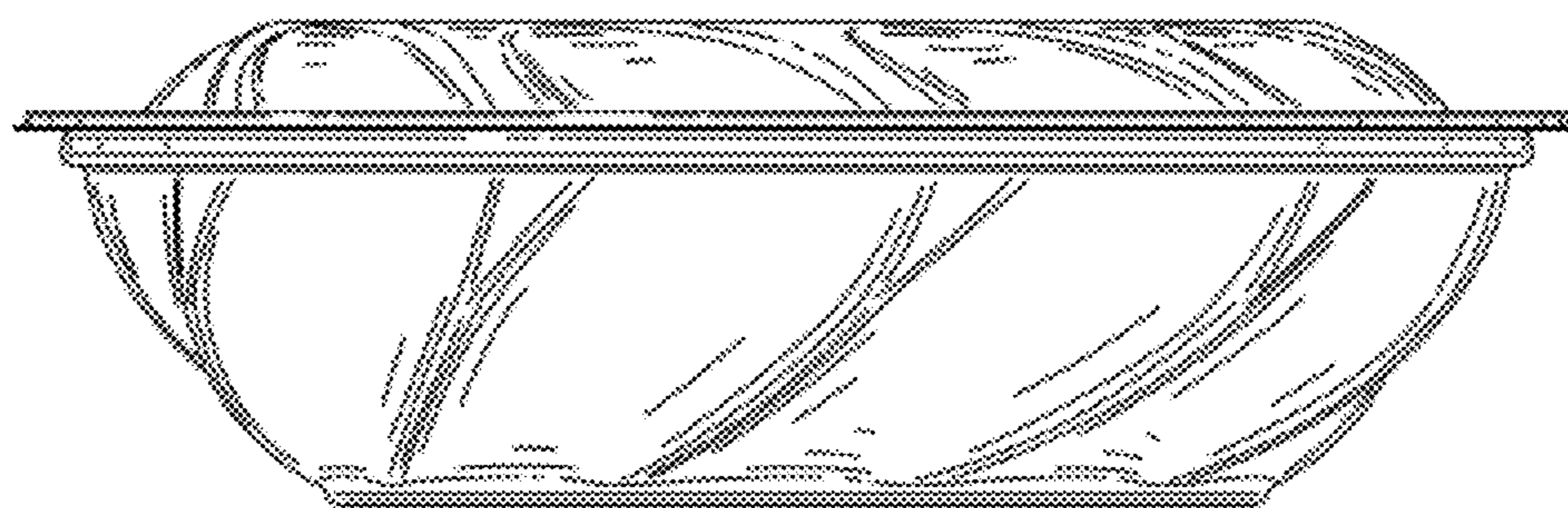


FIG. 2

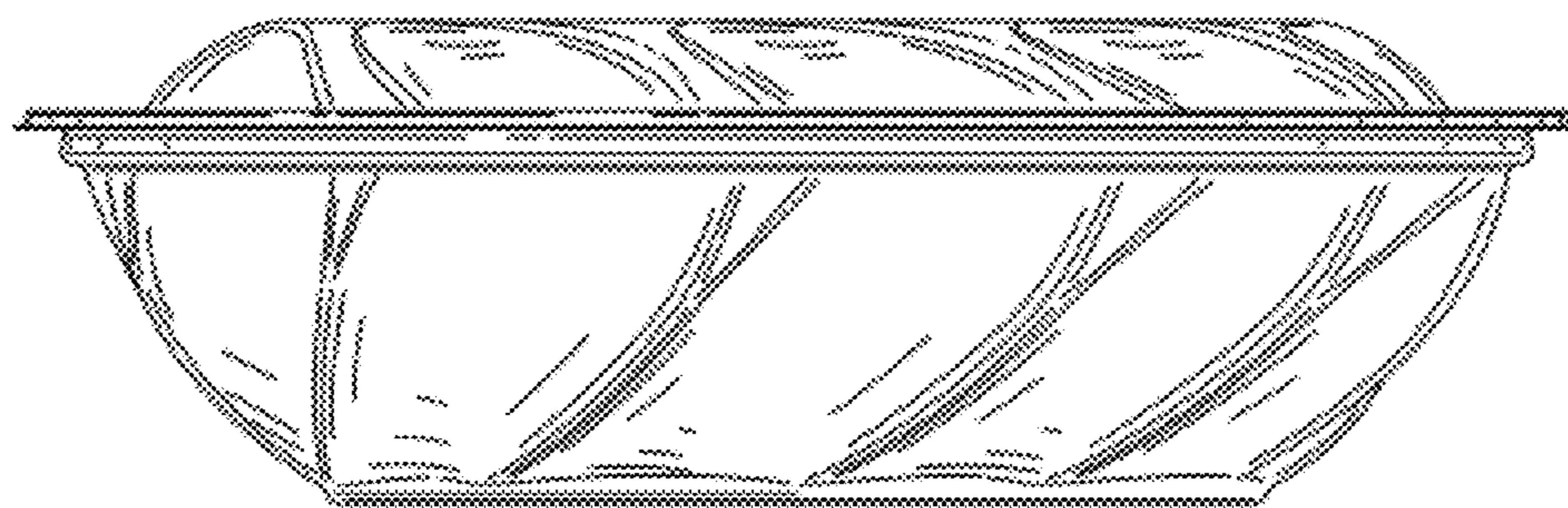


FIG. 3

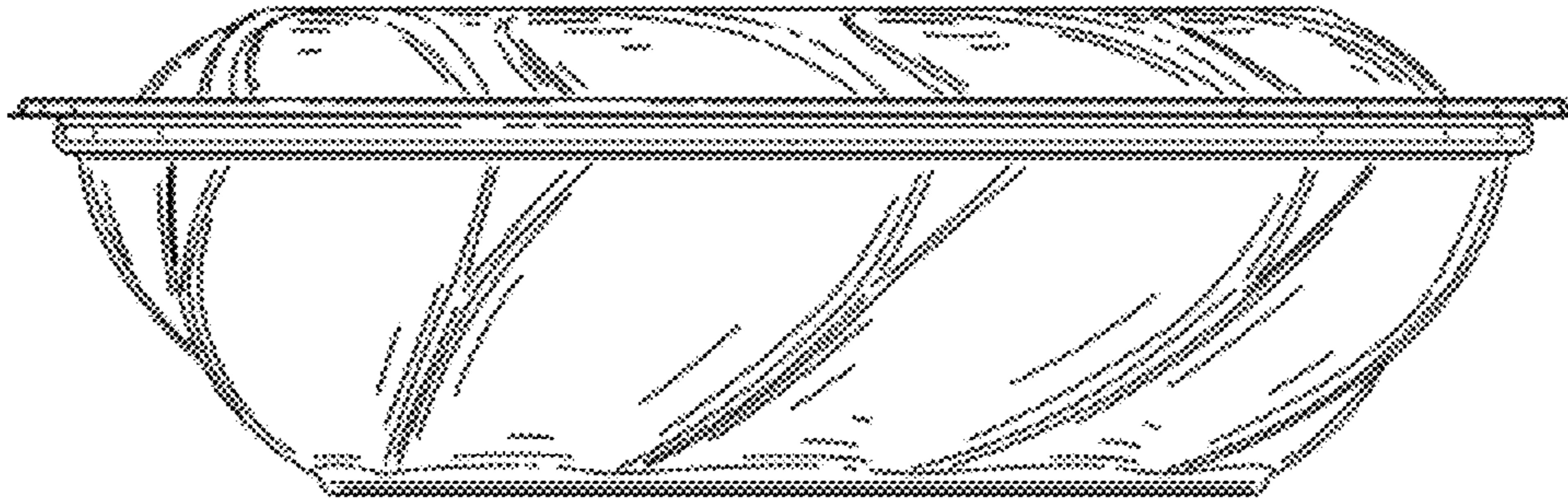


FIG. 4

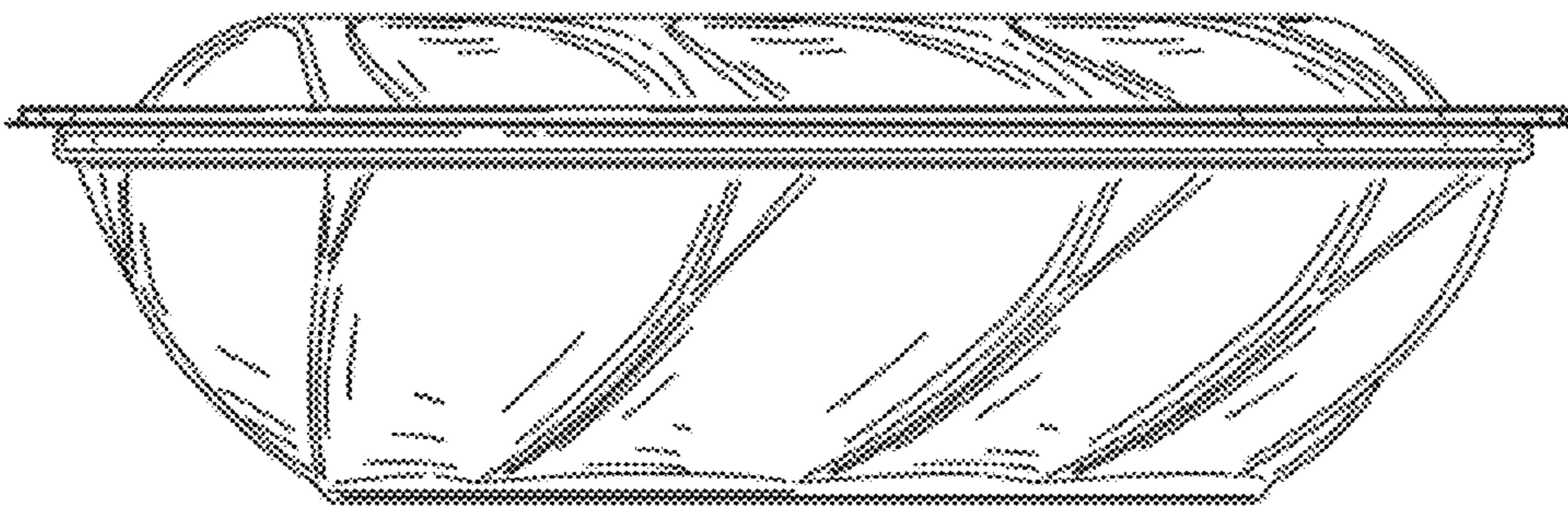


FIG. 5




FIG. 6




FIG. 7

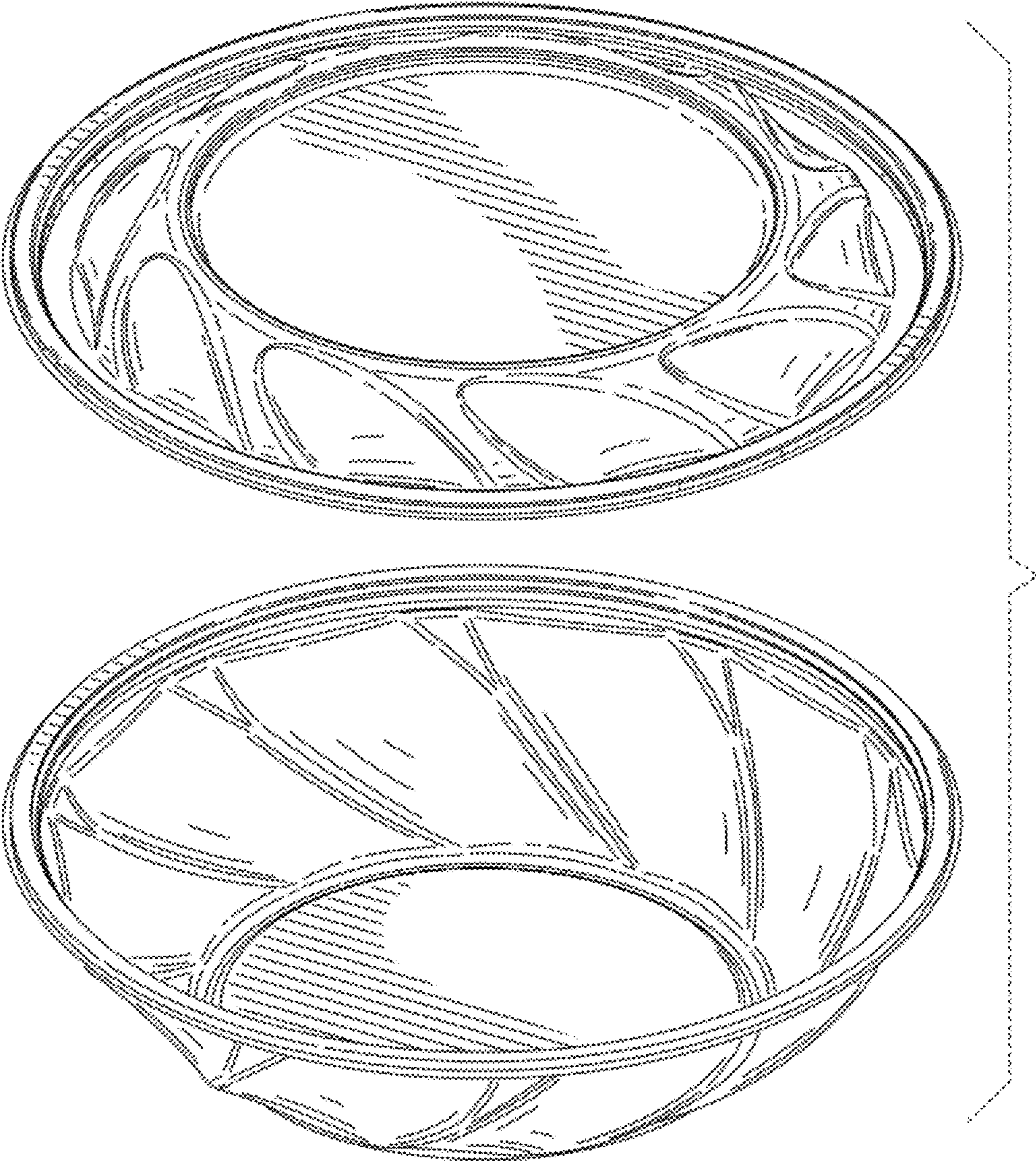


FIG. 8