



US00D673824S

(12) **United States Design Patent**
Clements

(10) **Patent No.:** **US D673,824 S**

(45) **Date of Patent:** **** Jan. 8, 2013**

(54) **FILTER REMOVAL TOOL**

(75) Inventor: **Jack T Clements**, Lees Summit, MO
(US)

(73) Assignee: **iFiL USA, LLC**, Harrisonville, MO
(US)

(**) Term: **14 Years**

(21) Appl. No.: **29/396,247**

(22) Filed: **Jun. 28, 2011**

(51) **LOC (9) Cl.** **08-05**

(52) **U.S. Cl.** **D8/14**

(58) **Field of Classification Search** D8/14,
D8/51, 88-89, 499; D15/138-140; 29/252,
29/261; 294/209-210

See application file for complete search history.

(56) **References Cited**

U.S. PATENT DOCUMENTS

1,488,423	A *	3/1924	Wilcox	29/261
1,925,634	A *	9/1933	Hall	29/261
3,099,077	A *	7/1963	Slawin	29/261
D197,882	S *	4/1964	Steinwedel	D8/14

D294,219	S *	2/1988	Hamatani	D8/51
D341,757	S *	11/1993	Folkrod	D8/14
D355,823	S *	2/1995	Dumas et al.	D8/51
5,487,576	A *	1/1996	DuVivier	294/210
D372,651	S *	8/1996	Bush	D8/14
D392,523	S *	3/1998	Alworth	D8/14
5,966,793	A *	10/1999	Pyron	29/252
D459,170	S *	6/2002	Young	D8/14
8,052,187	B2 *	11/2011	Orr et al.	294/209

* cited by examiner

Primary Examiner — Philip S Hyder

Assistant Examiner — Roselynn Cody

(74) *Attorney, Agent, or Firm* — Joseph B Bowman

(57) **CLAIM**

The ornamental design for a filter removal tool, as shown and described.

DESCRIPTION

FIG. 1 is a front elevational view of a filter removal tool showing my new design, with all side and rear views thereof having the same appearance;

FIG. 2 is a top plan view thereof; and,

FIG. 3 is a bottom plan view thereof.

1 Claim, 1 Drawing Sheet




Fig. 1

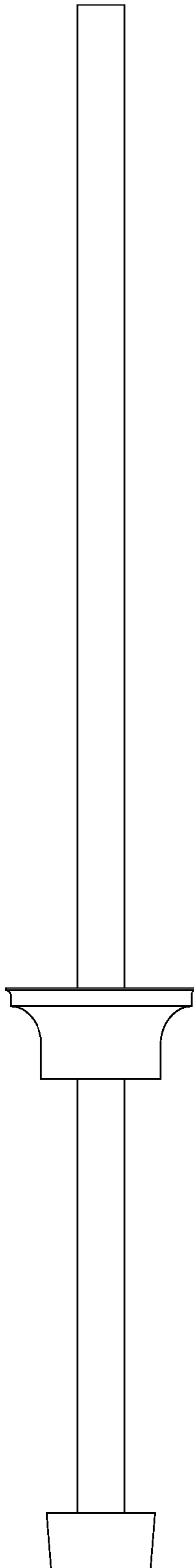


Fig. 2

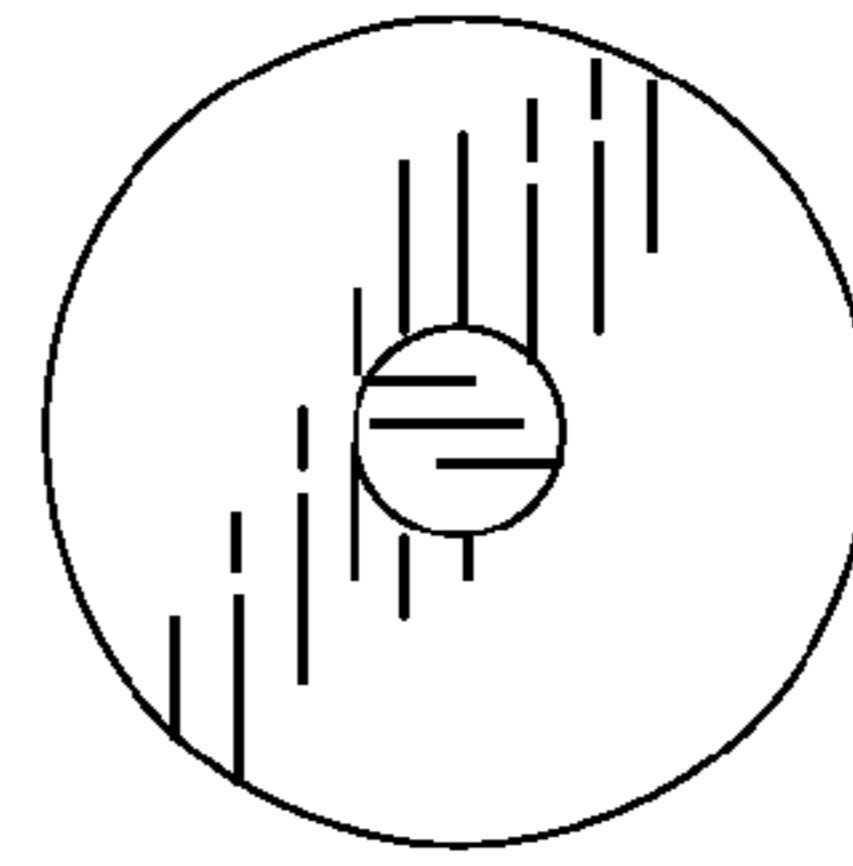


Fig. 3

