



US00D673819S

(12) **United States Design Patent**  
**Staib et al.**

(10) **Patent No.:** **US D673,819 S**  
(45) **Date of Patent:** **\*\* Jan. 8, 2013**

(54) **TONG HEADS**

(75) Inventors: **Scott A Staib**, Danbury, CT (US);  
**Michael P. Staib**, Danbury, CT (US)

(73) Assignee: **Ergo Chef, LLC**, Danbury, CT (US)

(\*\*) Term: **14 Years**

(21) Appl. No.: **29/402,563**

(22) Filed: **Sep. 23, 2011**

(51) **LOC (9) Cl.** ..... **07-06**

(52) **U.S. Cl.** ..... **D7/686**

(58) **Field of Classification Search** ..... D7/368,  
D7/665, 666, 669, 683, 684, 685, 686, 687,  
D7/688, 691, 387, 412, 642, 653; 30/324,  
30/325, 326, 327, 328, 150; 294/99.1, 99.2,  
294/100, 103.1, 103.2, 104, 105, 106, 118,  
294/119, 27.1, 33, 16, 8.5

See application file for complete search history.

(56) **References Cited**

**U.S. PATENT DOCUMENTS**

619,949	A	2/1899	Flynn	
2,864,645	A *	12/1958	Meldrum	294/106
D189,488	S *	12/1960	Page	D7/686
D297,008	S *	8/1988	Sofy	D7/686
4,834,090	A	5/1989	Moore	
6,056,338	A *	5/2000	Kerr	294/16
6,092,847	A *	7/2000	Kwan	294/16
D442,440	S *	5/2001	Kaposi	D7/686
D442,835	S	5/2001	Kaposi	
D488,032	S	4/2004	Best	

D496,229	S	9/2004	Kaposi	
D531,463	S *	11/2006	Jarvis et al.	D7/686
D557,084	S *	12/2007	Yamanaka et al.	D7/686
7,311,344	B2	12/2007	Kerr	
D560,980	S	2/2008	LeGreve	
7,458,622	B2	12/2008	Tardif	
7,637,547	B2 *	12/2009	Schneider	294/16
D608,606	S *	1/2010	Heroux	D7/686
D628,029	S *	11/2010	Rothman	D7/686
D664,815	S *	8/2012	Difante	D7/686
D664,816	S *	8/2012	Difante	D7/686
2001/0033083	A1	10/2001	Kaposi	
2008/0088142	A1	4/2008	Lubenesky	
2009/0140535	A1	6/2009	Spellman	

\* cited by examiner

*Primary Examiner* — Elizabeth J Oswecki

(74) *Attorney, Agent, or Firm* — Clifford L. Tager

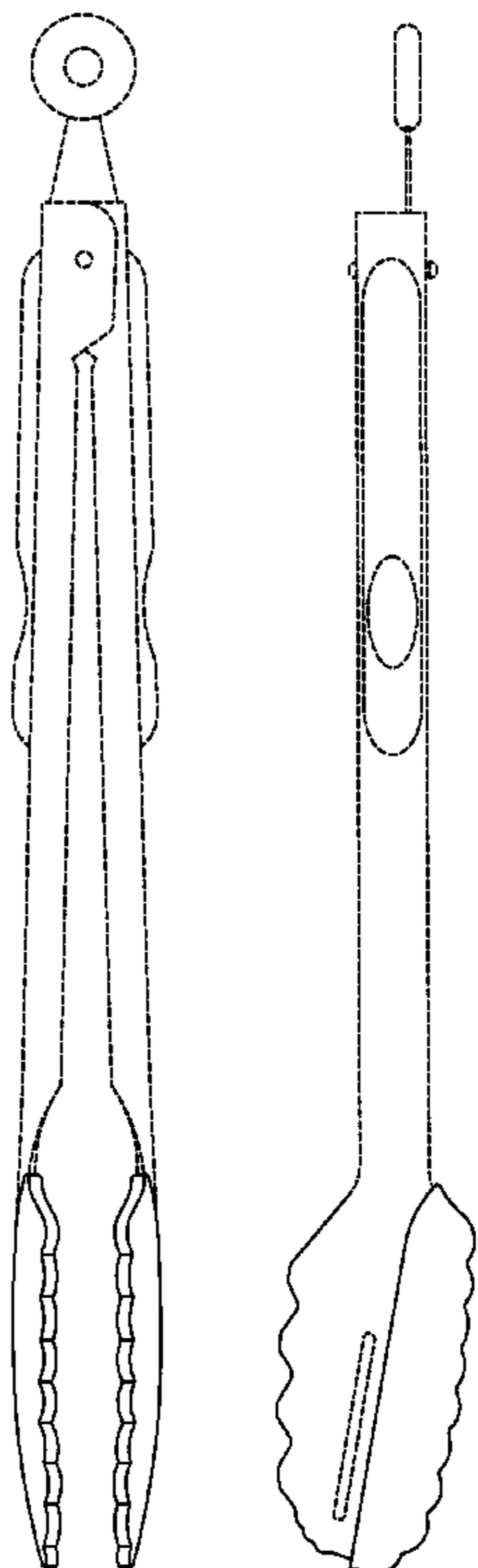
(57) **CLAIM**

The ornamental design for tong heads, as shown and described.

**DESCRIPTION**

FIG. 1 is a front view of tong heads showing our new design; FIG. 2 is a top view thereof; FIG. 3 is a right side view thereof, the left side view being a mirror image; FIG. 4 is a back view thereof; and, FIG. 5 is a bottom view thereof. The broken lines shown in the drawings represent portions of the tong heads that form no part of the claimed design.

**1 Claim, 4 Drawing Sheets**



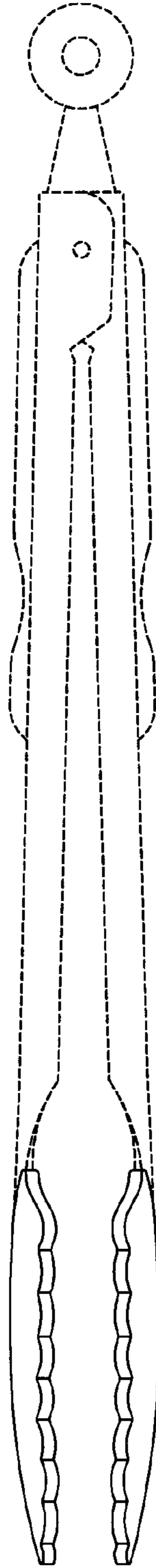


FIG. 1

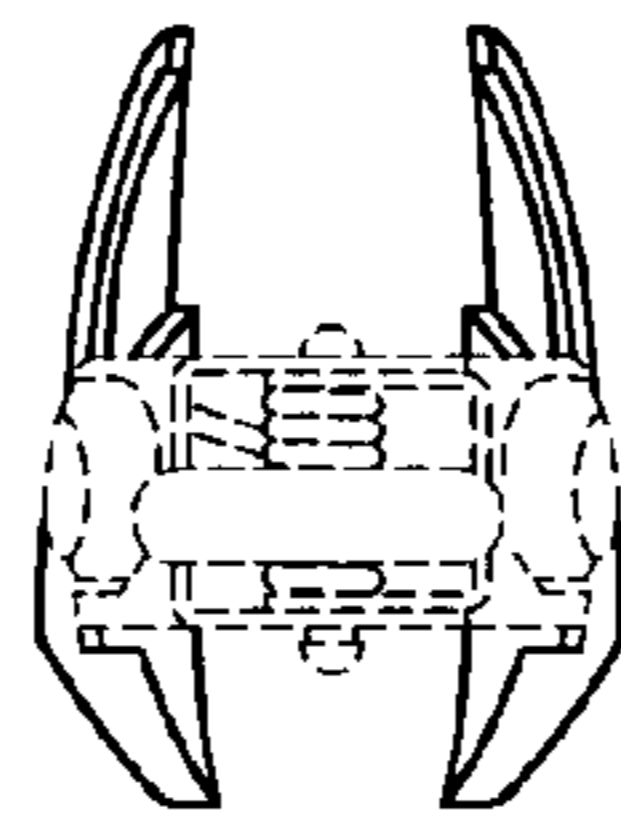


FIG. 2

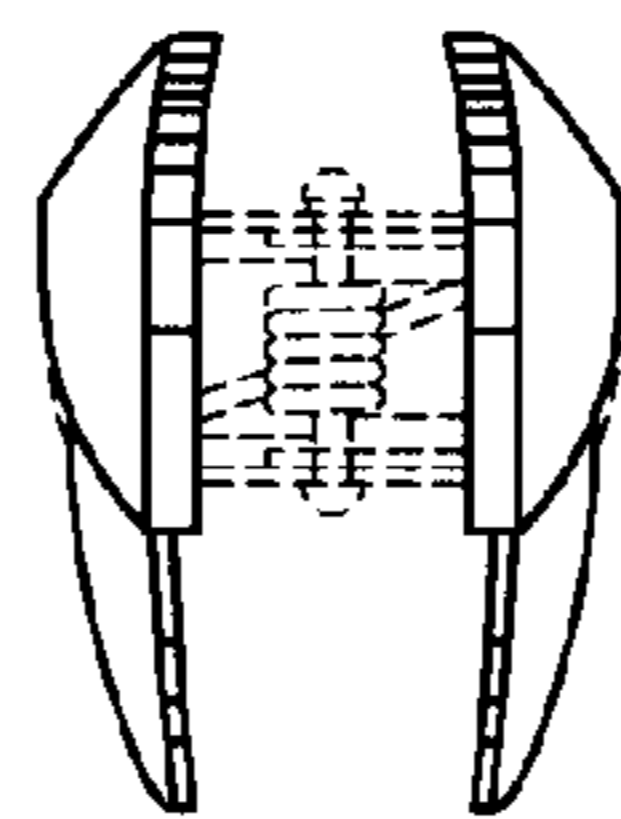


FIG. 5

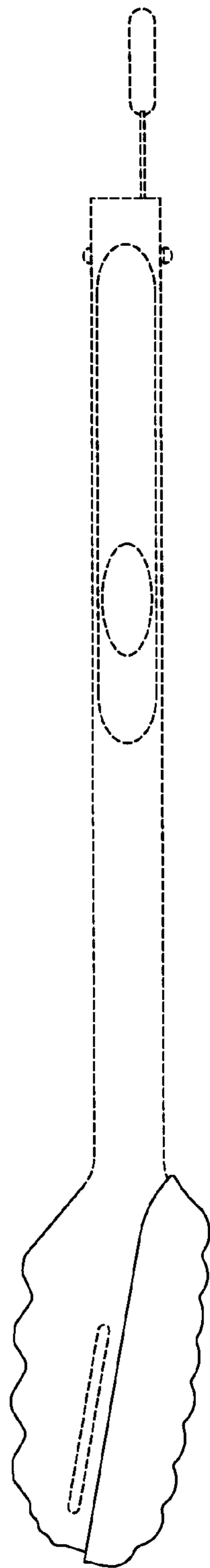


FIG.3

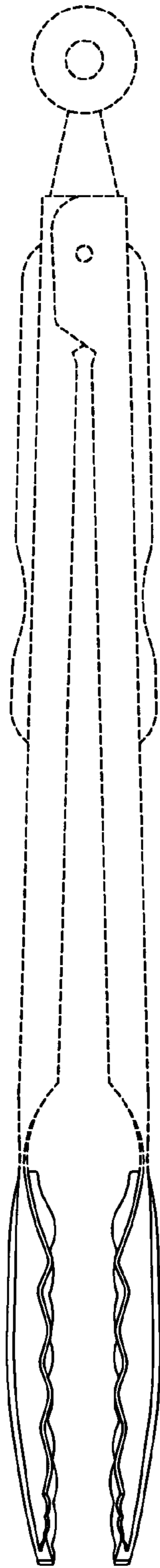


FIG.4