



US00D673809S

(12) **United States Design Patent**
Burns

(10) **Patent No.:** **US D673,809 S**
(45) **Date of Patent:** **** Jan. 8, 2013**

(54) **PLUG FOR BEVERAGE CONTAINER LID**

4,583,654 A 4/1986 Pufpaff et al.
D294,190 S * 2/1988 Aquarius D1/102
4,823,978 A 4/1989 Pufpaff
4,903,855 A 2/1990 Ducay et al.
5,038,476 A 8/1991 McCrea
D322,370 S 12/1991 Cross et al.

(75) Inventor: **Thomas Burns**, Bothell, WA (US)

(73) Assignee: **Stixtogo, Inc.**, Bothell, WA (US)

(**) Term: **14 Years**

(Continued)

(21) Appl. No.: **29/419,778**

FOREIGN PATENT DOCUMENTS

FR 2698773 6/1994

(22) Filed: **May 1, 2012**

(Continued)

Related U.S. Application Data

(63) Continuation of application No. 29/377,746, filed on Oct. 25, 2010, now Pat. No. Des. 660,077, which is a continuation-in-part of application No. 12/084,195, filed as application No. PCT/US2006/042620 on Oct. 31, 2006, now Pat. No. 8,052,003, which is a continuation of application No. 11/323,824, filed on Dec. 30, 2005, now abandoned.

Office Action dated Jun. 4, 2007, from U.S. Appl. No. 11/323,824, filed on Dec. 30, 2005.

(Continued)

(51) **LOC (9) Cl.** **07-99**

(52) **U.S. Cl.** **D7/392.1; D7/396.1; D7/300.2**

(58) **Field of Classification Search** **D7/300.2, D7/391-392.1, 398, 901, 396.2, 396.1; D1/102; D9/439; 215/228, 308; 220/802, 713; 366/129**
See application file for complete search history.

Primary Examiner — Marianne Pandozzi

(74) *Attorney, Agent, or Firm* — Knobbe, Martens, Olson & Bear LLP

(57) **CLAIM**

The ornamental design for a plug for beverage container lid, as shown and described.

DESCRIPTION

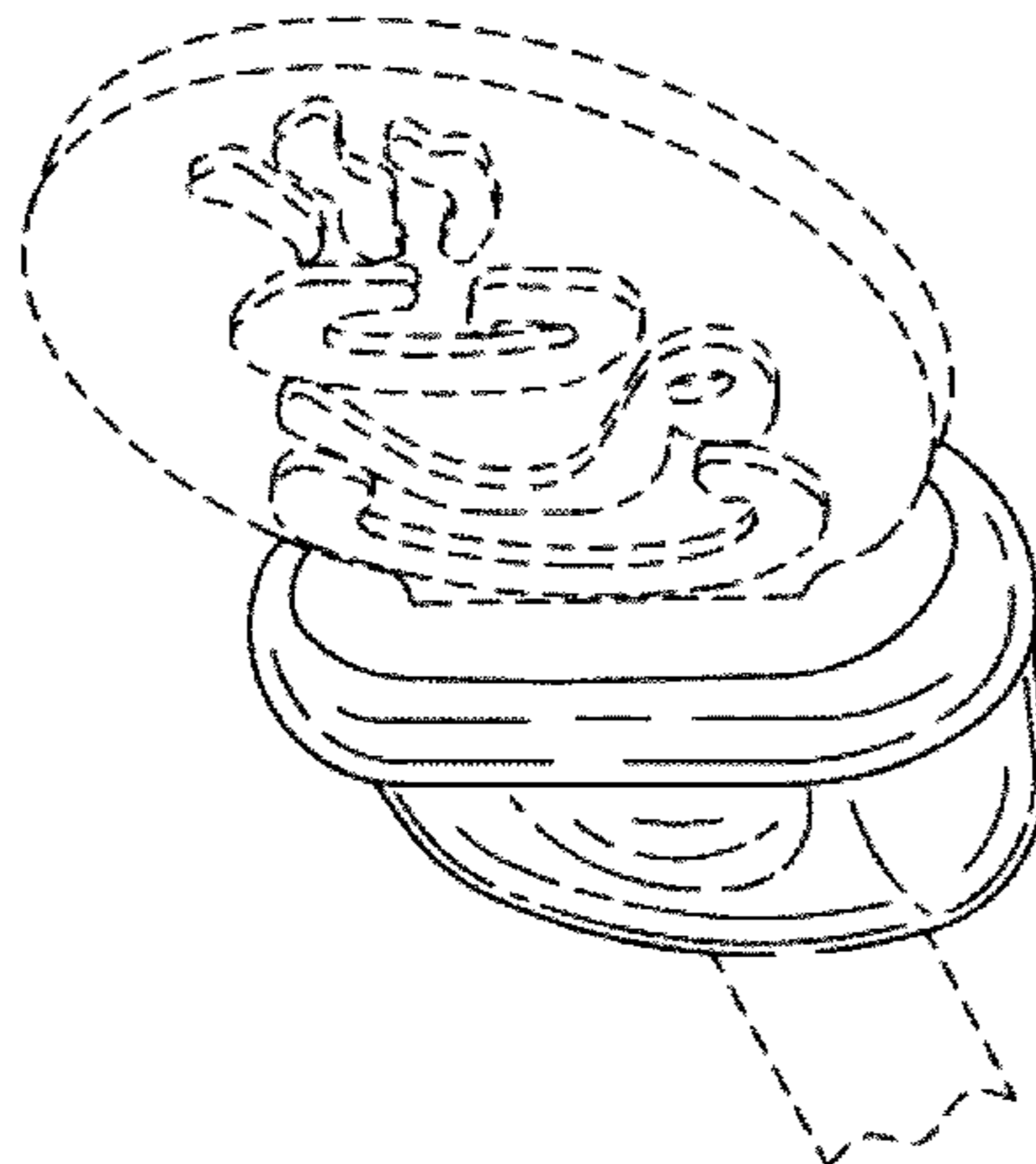
FIG. 1 is a perspective view of a plug for beverage container lid configured in accordance with the present invention; FIG. 2 is an enlarged perspective view thereof, lower portions removed for ease of illustration; FIG. 3 is a front view thereof; FIG. 4 is a left side view thereof; FIG. 5 is a rear view thereof; FIG. 6 is a right side view thereof; FIG. 7 is an enlarged bottom plan view thereof; and, FIG. 8 is an enlarged top plan view thereof. The broken lines in the drawings are included for the purpose of illustration and form no part of the claimed design.

(56) **References Cited**

U.S. PATENT DOCUMENTS

1,014,486 A * 1/1912 Smith 40/310
2,109,750 A * 3/1938 Paul 40/311
2,723,111 A * 11/1955 Lawrence 416/71
2,841,307 A 7/1958 Yoder
3,168,961 A 2/1965 Yates
3,442,377 A 5/1969 Angelus
3,542,231 A 11/1970 Wettermann et al.
3,650,432 A 3/1972 Easton et al.
3,871,547 A 3/1975 Wharton
D255,548 S * 6/1980 Grodin D9/439
D256,721 S * 9/1980 Boller et al. D12/197
4,561,782 A 12/1985 Jacobsen et al.

1 Claim, 3 Drawing Sheets



US D673,809 S

Page 2

U.S. PATENT DOCUMENTS

5,894,952 A 4/1999 Mendenhall et al.
5,938,325 A 8/1999 Edwards
5,996,837 A 12/1999 Freek et al.
D421,570 S * 3/2000 Hollinger D9/439
6,032,694 A 3/2000 Wellen et al.
D422,214 S * 4/2000 Hollinger D9/439
6,132,125 A * 10/2000 Lin 401/195
6,305,832 B1 10/2001 Huang
D451,337 S * 12/2001 Sum D7/387
6,638,131 B1 10/2003 Thai
6,644,490 B2 11/2003 Clarke
6,871,995 B2 3/2005 Simba
6,886,707 B2 5/2005 Giraud
D520,359 S * 5/2006 Sach D9/439
7,244,161 B2 * 7/2007 Thai 446/15
D590,650 S * 4/2009 Aoki et al. D7/300.2
7,584,900 B2 * 9/2009 White et al. 239/33
D619,428 S 7/2010 Saha et al.
D632,571 S * 2/2011 Blythe D9/443
D640,561 S * 6/2011 Seys D9/505
D643,719 S * 8/2011 Chiott D9/439

8,052,003 B2 * 11/2011 Burns 220/254.7
D659,465 S * 5/2012 Burns D7/392.1
D660,077 S * 5/2012 Burns D7/392.1
2003/0089714 A1 5/2003 Dart et al.
2004/0094549 A1 5/2004 Ryan et al.
2005/0189352 A1 9/2005 Deley
2005/0284874 A1 12/2005 Lucks
2006/0278653 A1 12/2006 Zeyfang et al.
2007/0007292 A1 1/2007 Deley et al.
2007/0023442 A1 * 2/2007 Auzenne 220/801
2007/0095833 A1 * 5/2007 Burns 220/254.7

FOREIGN PATENT DOCUMENTS

JP 2001-120414 5/2001

OTHER PUBLICATIONS

International Search Report and Written Opinion dated Jun. 21, 2007,
from International Patent Application No. PCT/US2006/042620,
filed on Oct. 31, 2006.

* cited by examiner

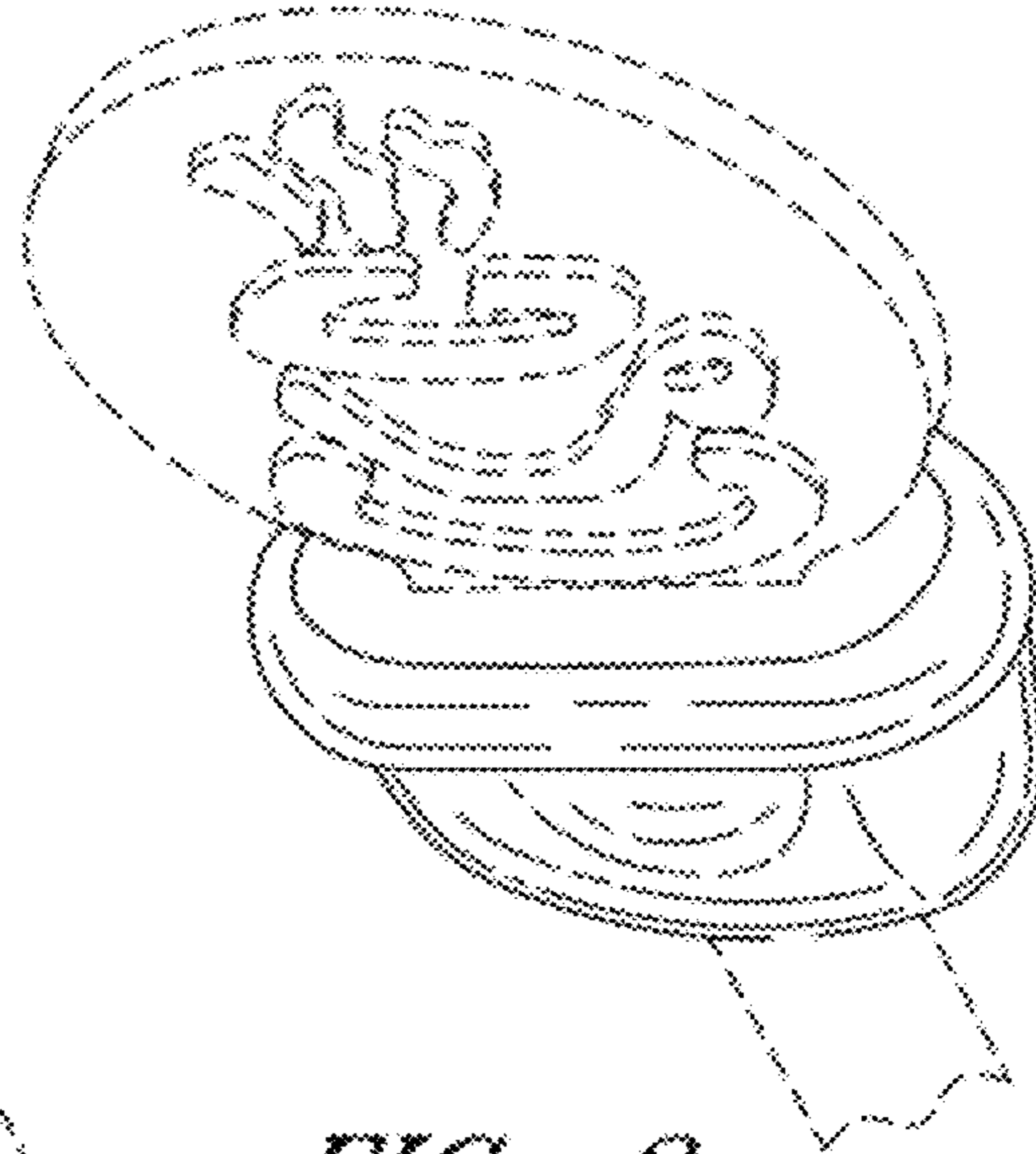
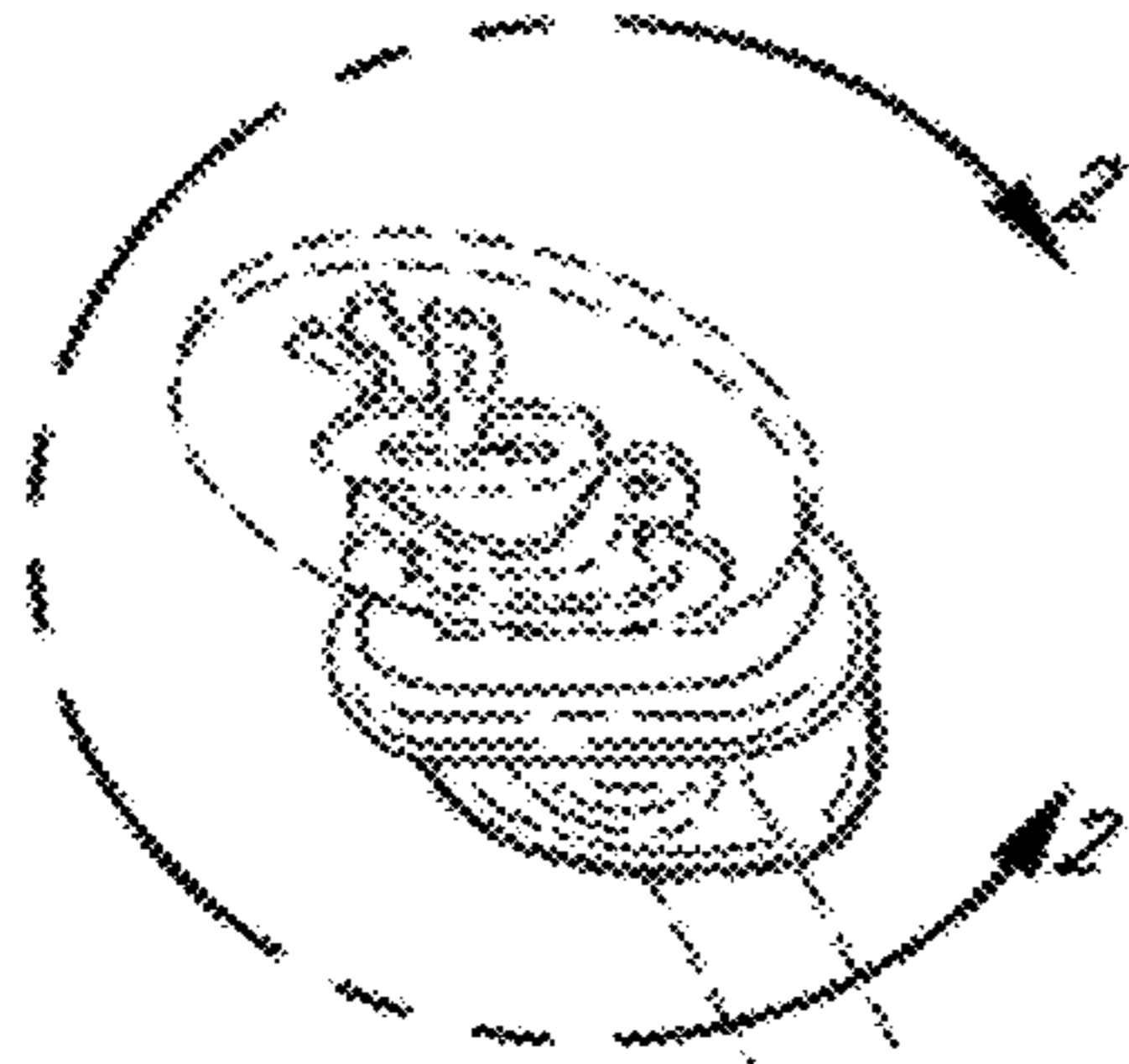


FIG. 2

FIG. 1

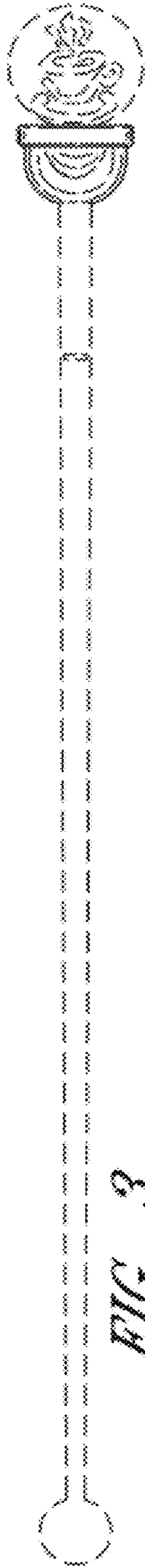


FIG. 3

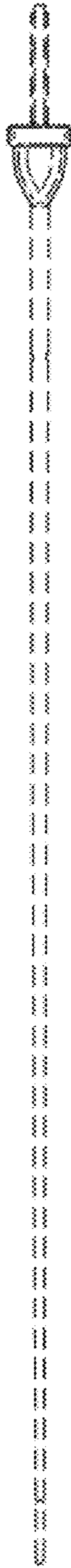


FIG. 4

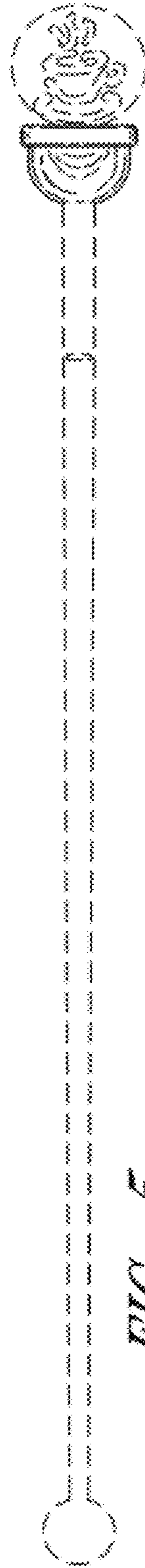


FIG. 5

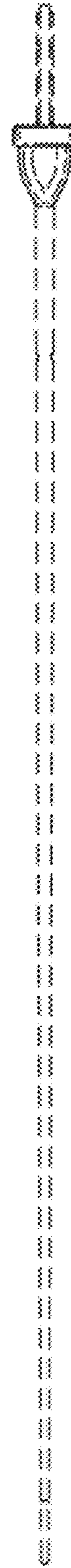


FIG. 6

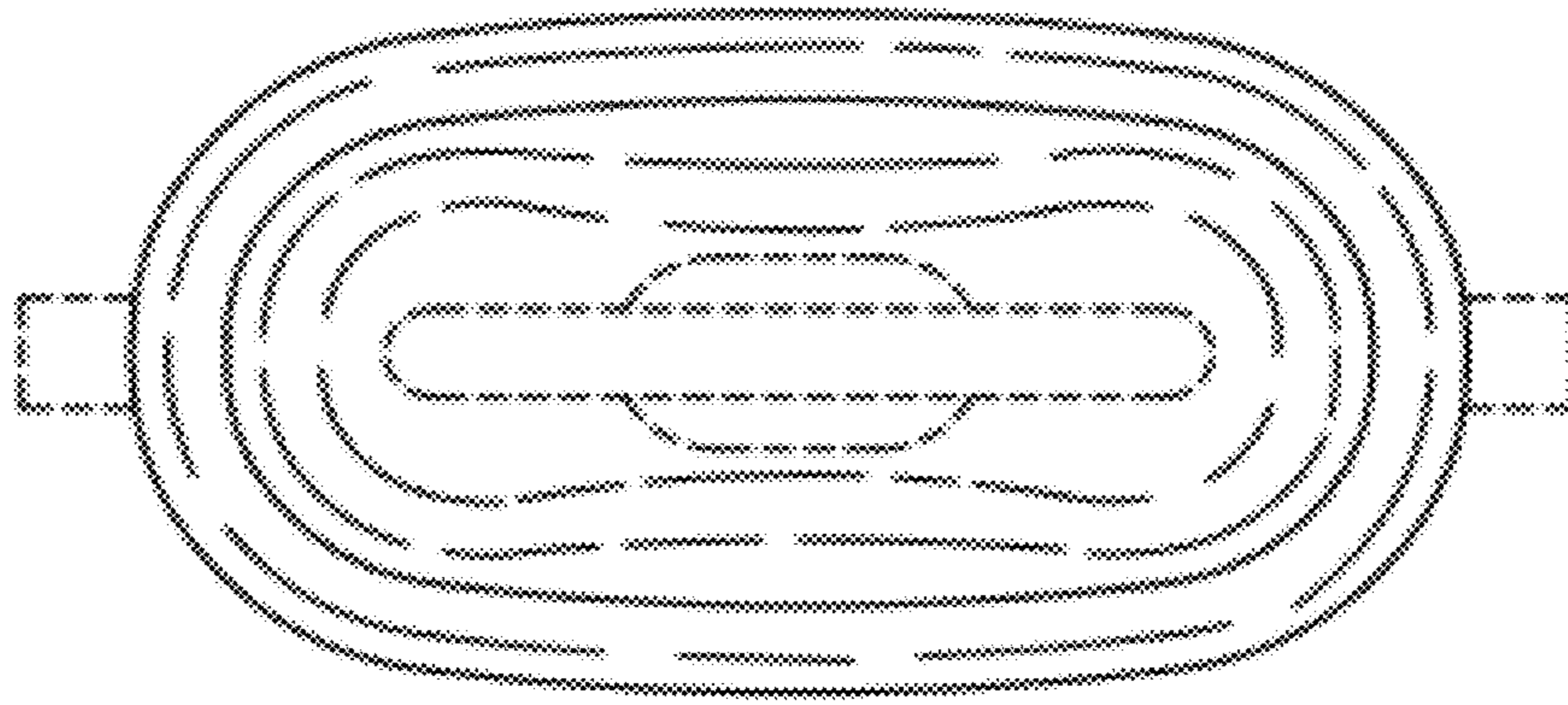


FIG. 7




FIG. 8