



US00D673803S

(12) **United States Design Patent**
Paron

(10) **Patent No.:** **US D673,803 S**

(45) **Date of Patent:** **** Jan. 8, 2013**

(54) **MULTI-MEDIA HEADREST HOLDER**

(76) **Inventor:** **Todd C. Paron**, Ann Arbor, MI (US)

(**) **Term:** **14 Years**

(21) **Appl. No.:** **29/426,054**

(22) **Filed:** **Jun. 29, 2012**

(51) **LOC (9) Cl.** **06-13**

(52) **U.S. Cl.** **D6/611**

(58) **Field of Classification Search** D6/610,
D6/611, 596, 601, 602, 603, 615, 617, 621;
D7/332, 334-337; D12/401-405; 135/87,
135/88.01, 95; 150/165-167, 158, 154; 280/770;
296/136.01, 136.1, 136.11

See application file for complete search history.

(56) **References Cited**

U.S. PATENT DOCUMENTS

D195,197 S *	5/1963	Regua	D6/601
D317,541 S *	6/1991	Carwile	D6/601
D402,846 S *	12/1998	Licata et al.	D6/611
D405,637 S *	2/1999	Licata et al.	D6/611
6,619,605 B2	9/2003	Lambert	
D492,154 S *	6/2004	Martial	D6/611
D511,431 S *	11/2005	Spielvogel et al.	D6/611
D542,072 S *	5/2007	Moshopoulos	D6/611
D586,168 S *	2/2009	Smith, Jr.	D6/611

D603,201 S *	11/2009	Corle	D6/611
D632,121 S *	2/2011	Ramirez	D6/611
2008/0093901 A1*	4/2008	Hodge et al.	297/220

* cited by examiner

Primary Examiner — Katrina A Betton

(74) *Attorney, Agent, or Firm* — Gifford, Krass, Sprinkle, Anderson & Citkowski, P.C.; Douglas L. Wathen

(57) **CLAIM**

The ornamental design for a multi-media headrest holder, as shown and described.

DESCRIPTION

FIG. 1 is a perspective view of a multi-media headrest holder according to an embodiment of the present invention; FIG. 2 is a rear elevational view of the multi-media headrest holder of FIG. 1;

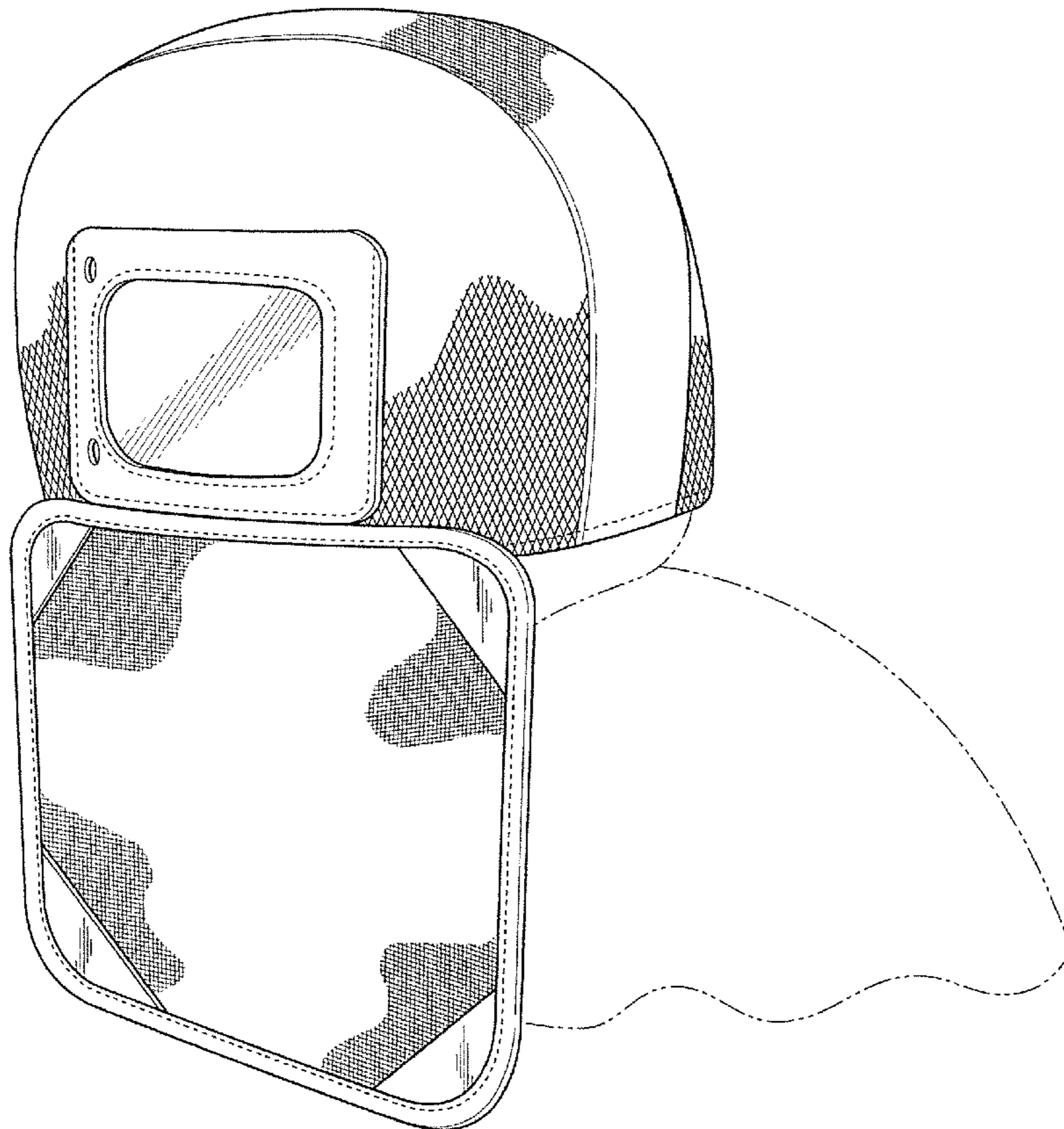
FIG. 3 is a front elevational view of the multi-media headrest holder of FIGS. 1 and 2;

FIG. 4 is a side elevational view of the multi-media headrest holder of FIGS. 1-3, the opposite side being a minor image thereof; and,

FIG. 5 is a top view of the multi-media headrest holder of FIGS. 1-4.

The broken line shown in the Figures are for environmental purposes only and form no part of the claimed design.

1 Claim, 3 Drawing Sheets



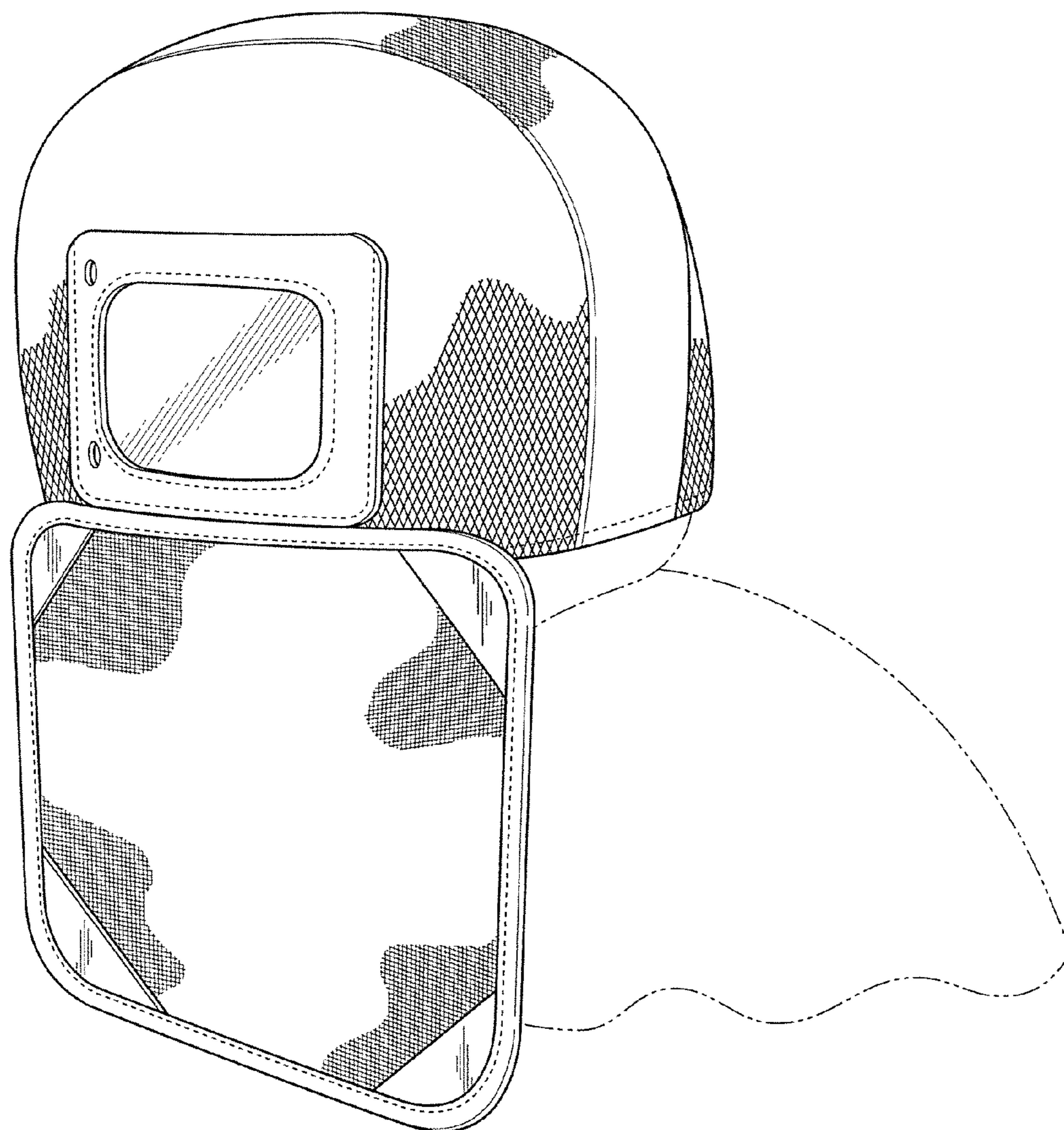


FIG. 1

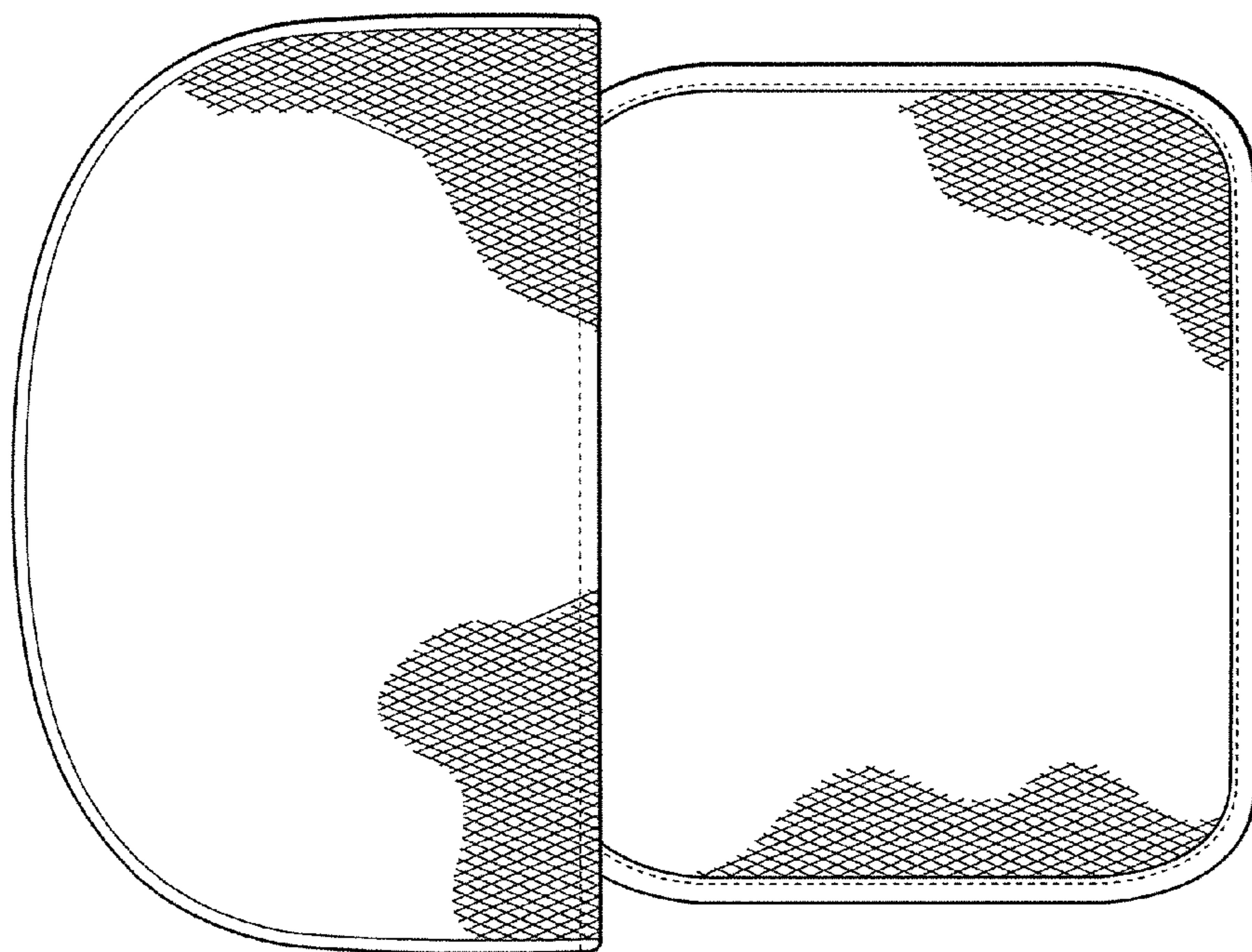


FIG. 3

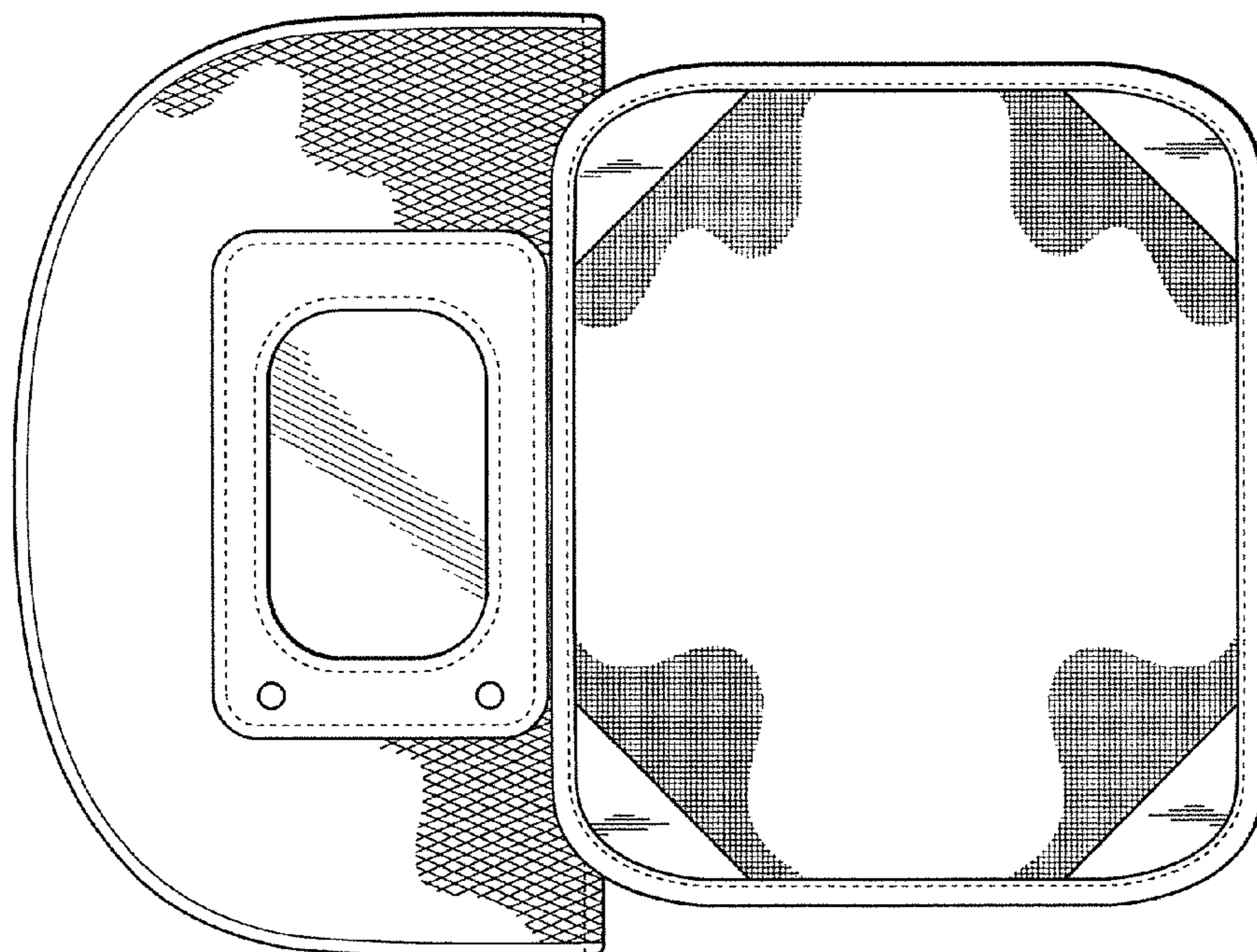


FIG. 2

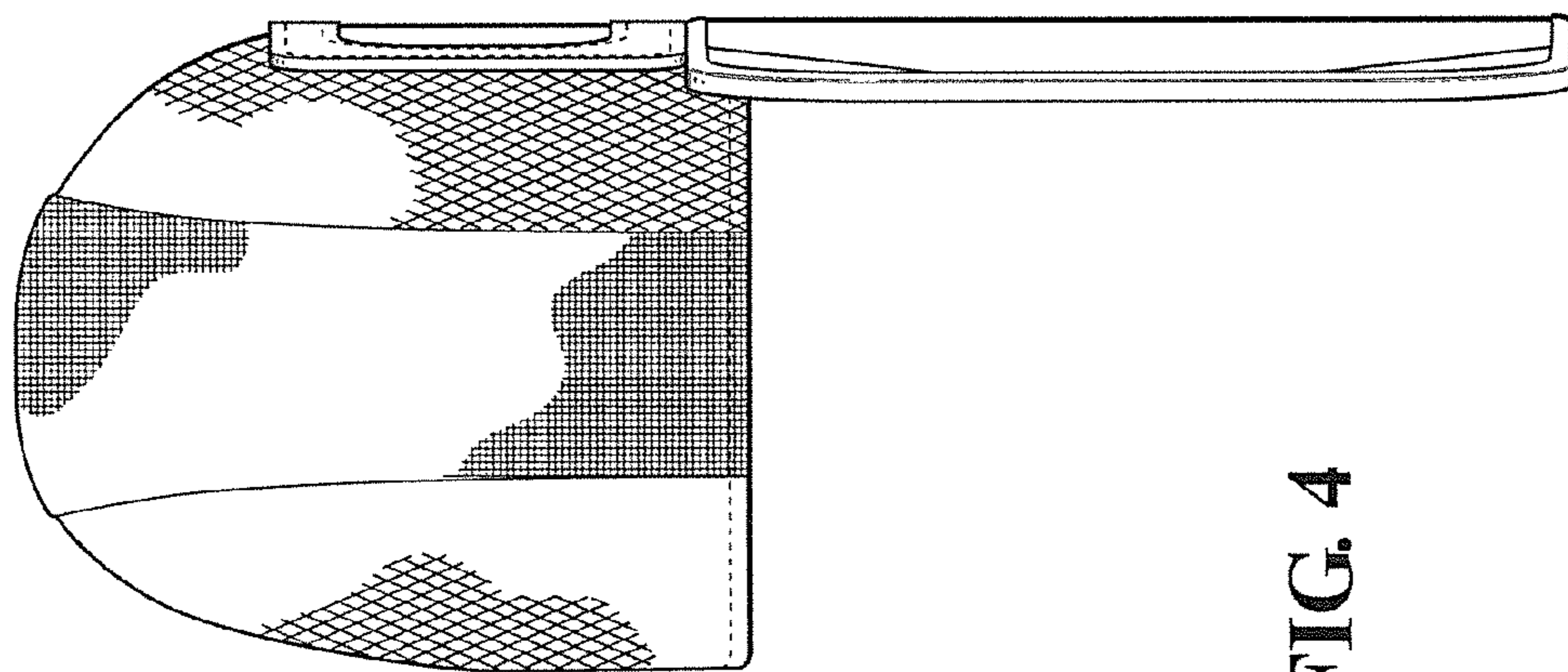


FIG. 4

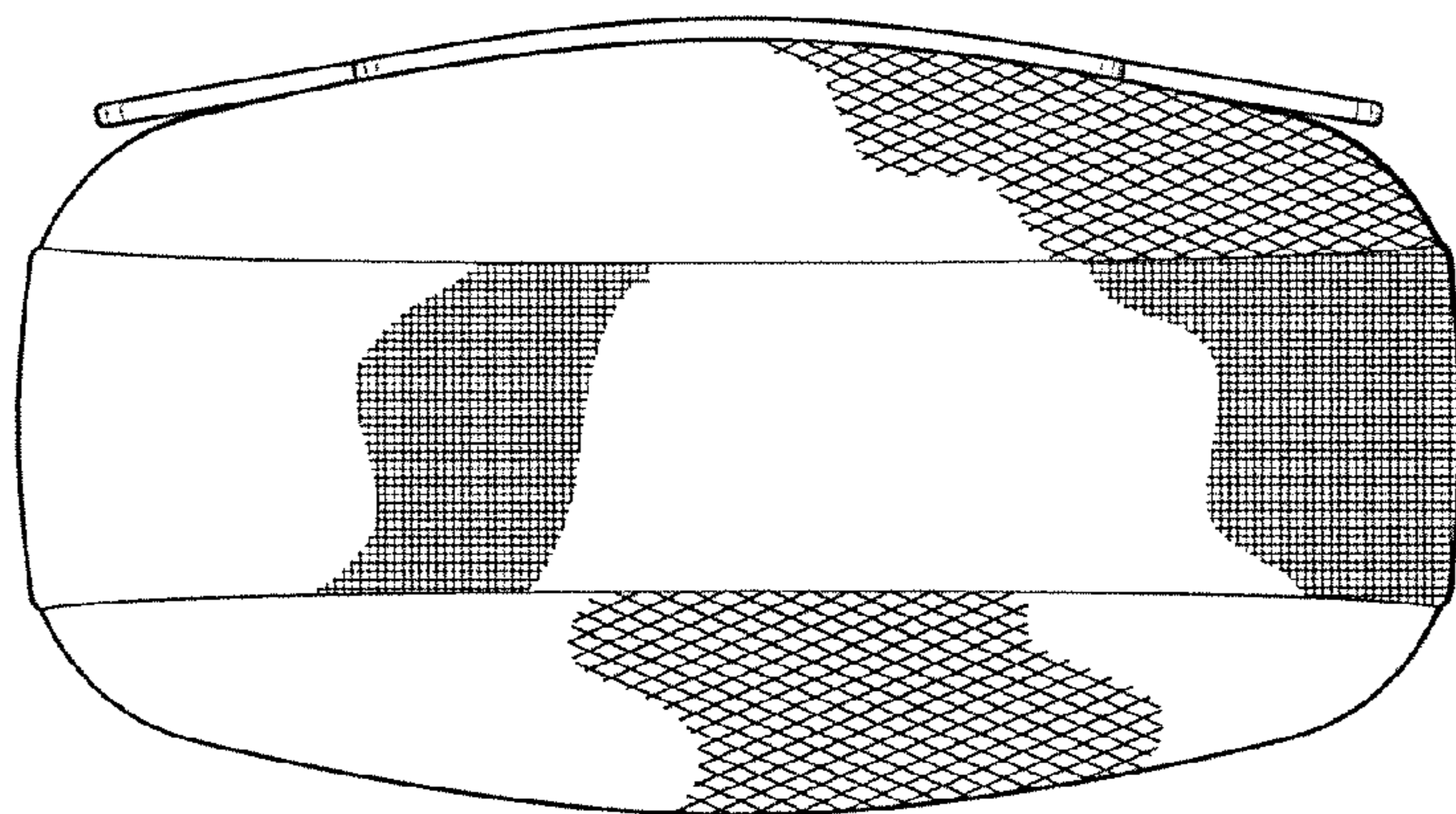


FIG. 5