



US00D673802S

(12) **United States Design Patent**
Wilson

(10) **Patent No.:** **US D673,802 S**
(45) **Date of Patent:** **** Jan. 8, 2013**

- (54) **GOLF TOWEL WITH POCKET**
- (76) Inventor: **Andrew L. Wilson**, Norfolk, VA (US)
- (**) Term: **14 Years**
- (21) Appl. No.: **29/418,203**
- (22) Filed: **Apr. 13, 2012**
- (51) **LOC (9) Cl.** **06-09**
- (52) **U.S. Cl.** **D6/608**
- (58) **Field of Classification Search** D6/595,
D6/608; 5/417-420, 922; 15/208, 209.1;
428/82; D21/789
See application file for complete search history.

2006/0075589 A1 4/2006 Choi
 2008/0256734 A1* 10/2008 Bratcher et al. 15/209.1
 2010/0077560 A1 4/2010 Cabullo

* cited by examiner

Primary Examiner — Janice Seeger
 (74) *Attorney, Agent, or Firm* — Montgomery Patent & Design LLC; Robert C. Montgomery; Joseph Yaksich

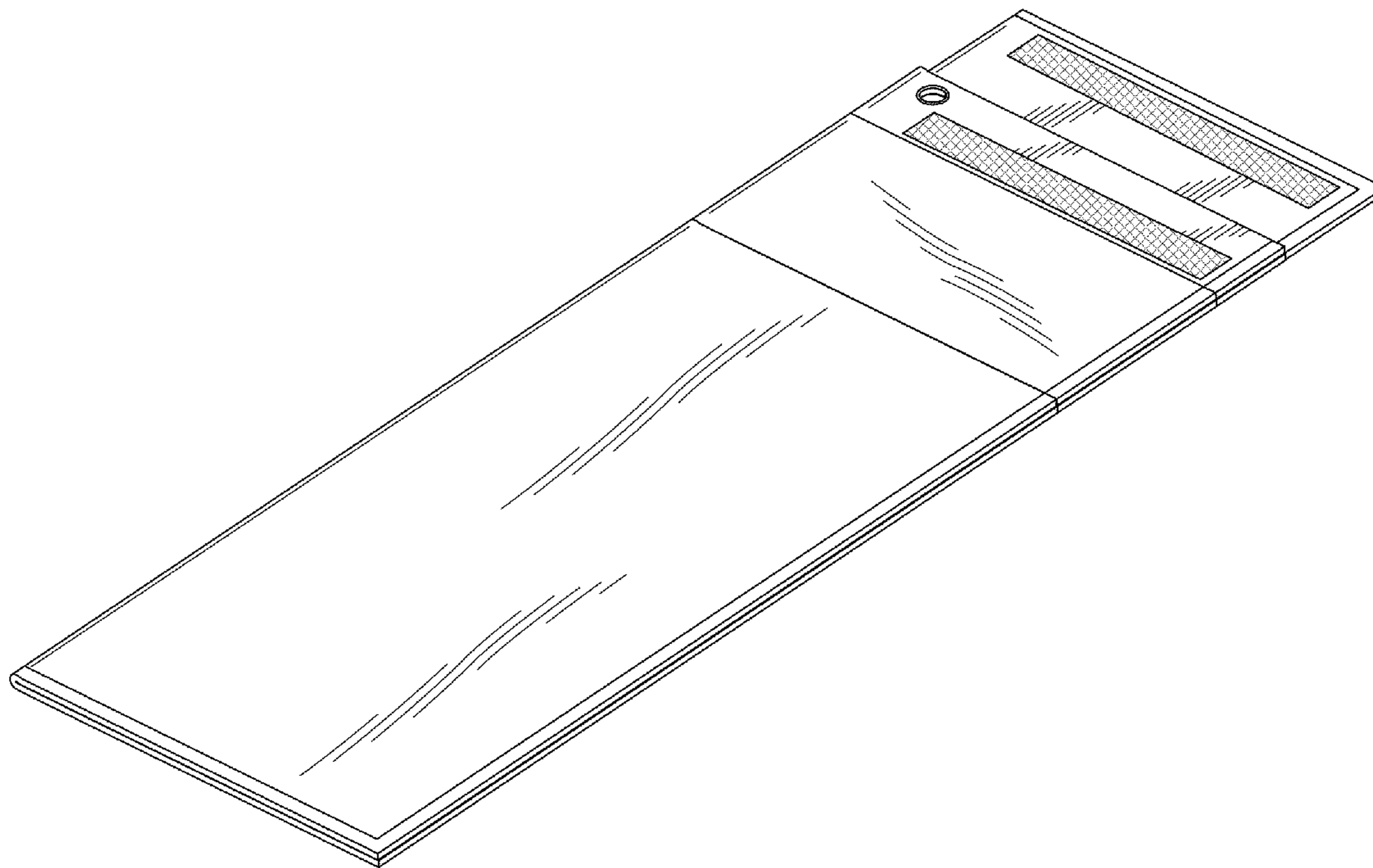
(57) **CLAIM**
 The ornamental design for a golf towel with pocket, as shown and described.

DESCRIPTION

FIG. 1 is a perspective top view of a golf towel with pocket, showing my new design;
 FIG. 2 is a perspective top view of the golf towel with pocket depicting a pocket in a closed state;
 FIG. 3 is a perspective top view of the golf towel with pocket depicted in a partially unfolded state;
 FIG. 4 is an enlarged front view of the golf towel with pocket of FIG. 1;
 FIG. 5 is an enlarged rear view thereof;
 FIG. 6 is a left side view thereof;
 FIG. 7 is a right side view thereof;
 FIG. 8 is a top view thereof; and,
 FIG. 9 is a bottom view thereof.
 The cross-hatch shaded areas depicted in FIGS. 1, 3, and 8 represent corresponding sections of hook-and-loop fasteners.

- (56) **References Cited**
- U.S. PATENT DOCUMENTS
- 4,223,056 A * 9/1980 Di Fronzo 428/52
- 4,231,125 A * 11/1980 Tittl 5/419
- D317,693 S 6/1991 Jencks et al.
- D401,105 S * 11/1998 Dewees D6/608
- D412,422 S 8/1999 Cobb
- D428,751 S 8/2000 Edwards et al.
- 6,463,971 B1 10/2002 Kinsey
- D561,290 S 2/2008 Prior et al.
- D613,544 S 4/2010 Salvaggio
- D620,741 S 8/2010 Pride-Darrington et al.
- D650,148 S * 12/2011 Sanders et al. D2/502
- 2004/0123386 A1 * 7/2004 Higashi et al. 5/420

1 Claim, 7 Drawing Sheets



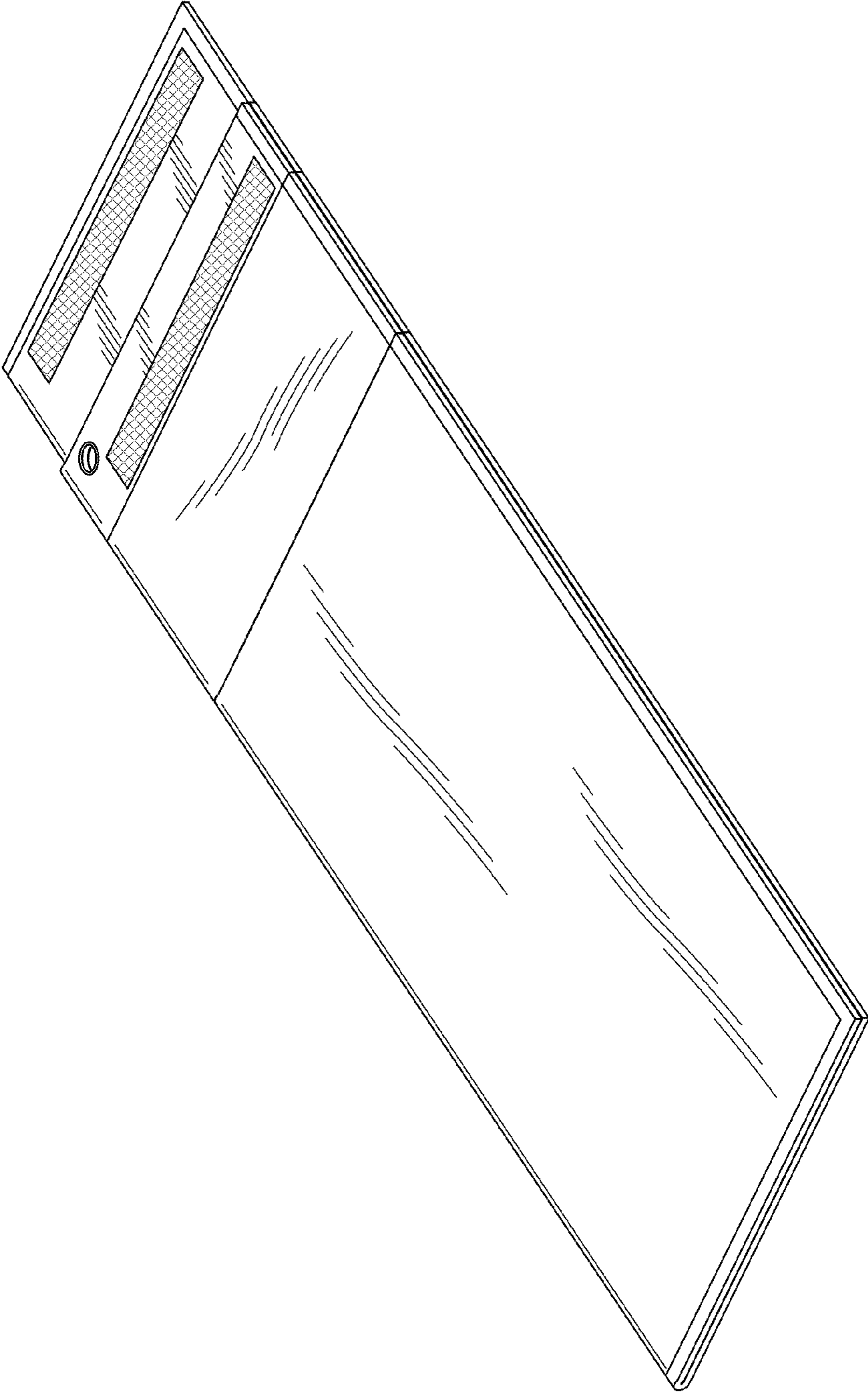


Fig. 1

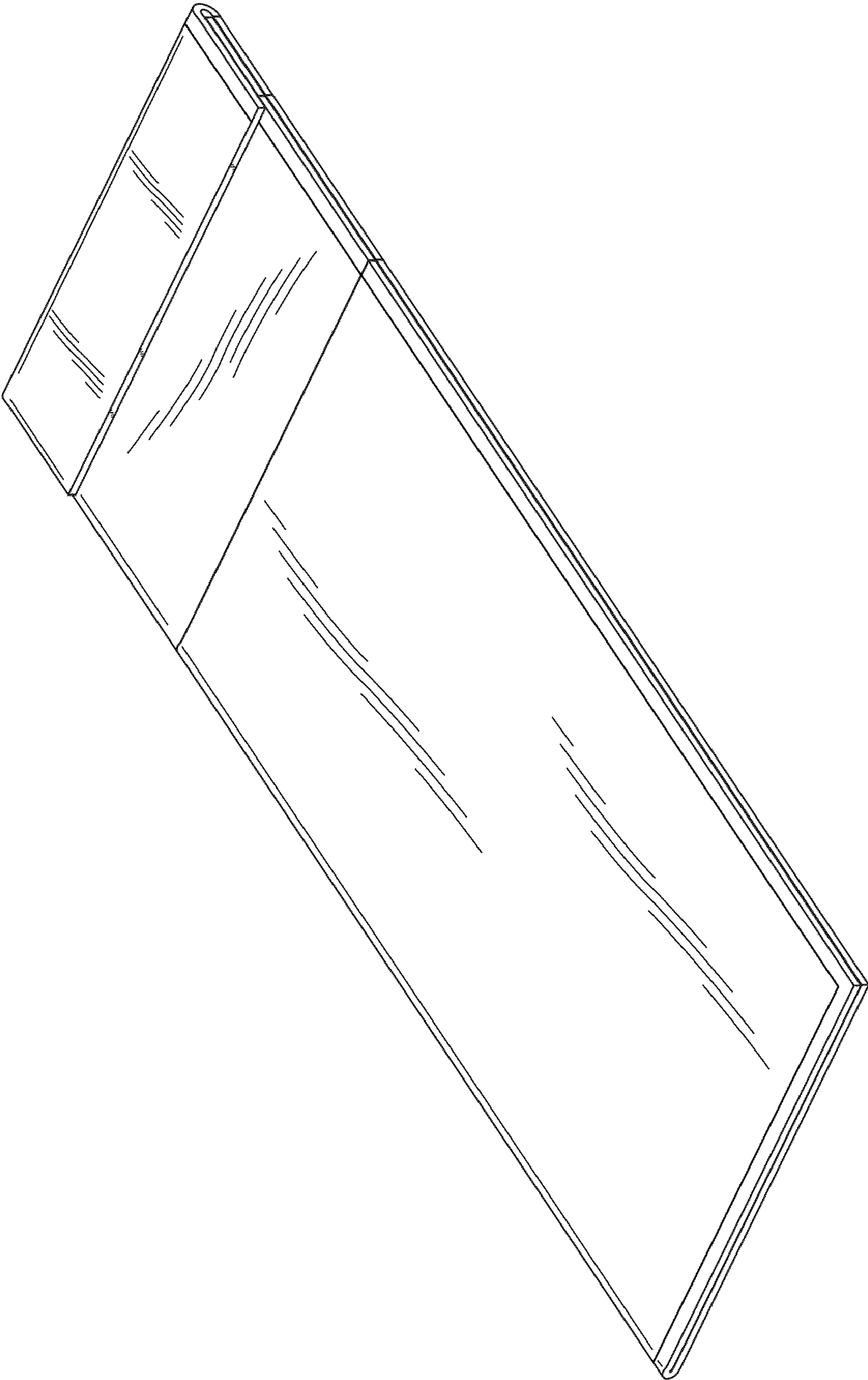


Fig. 2

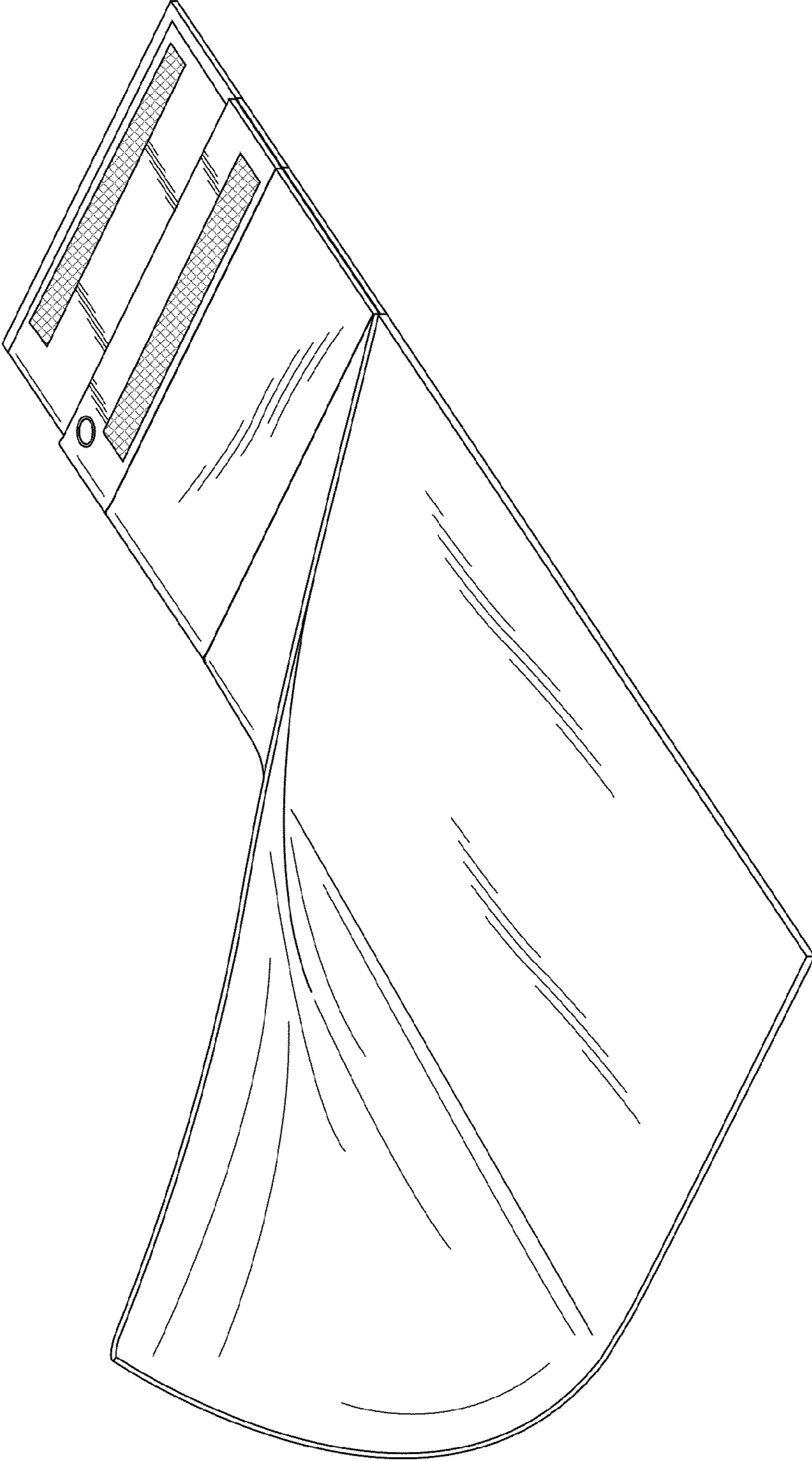


Fig. 3




Fig. 4

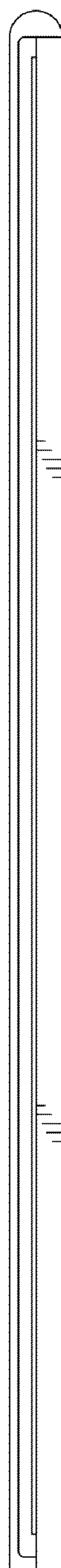


Fig. 5




Fig. 6



Fig. 7

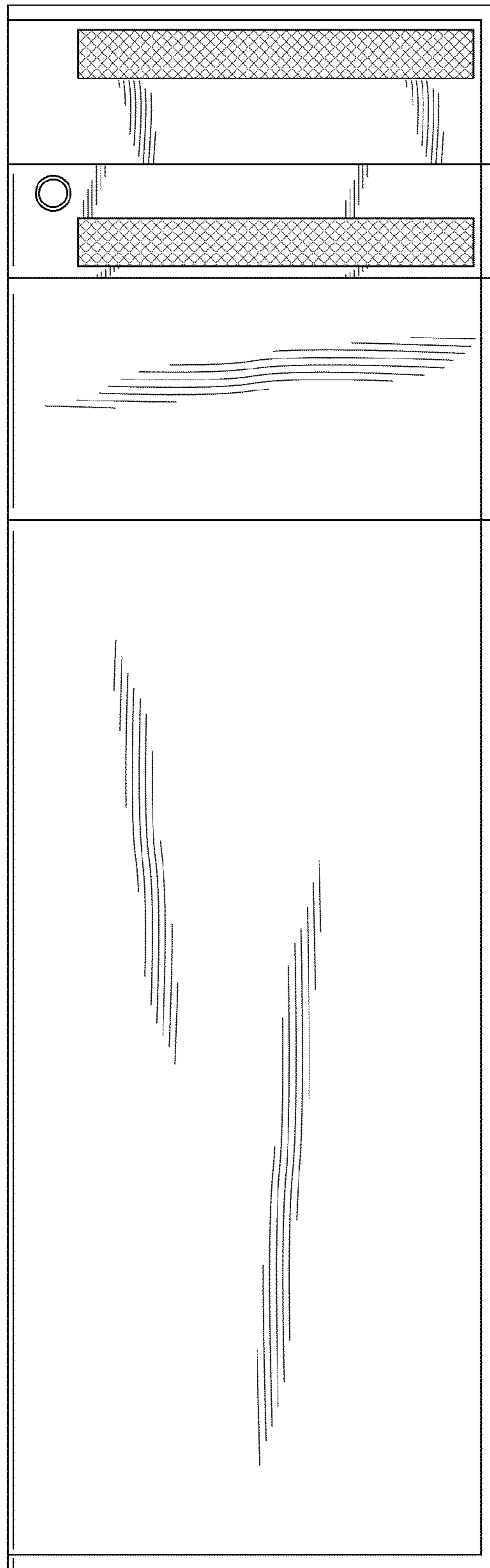


Fig. 8




Fig. 9