



US00D673788S

(12) **United States Design Patent**  
**Schoenhals et al.**

(10) **Patent No.:** **US D673,788 S**  
(45) **Date of Patent:** **\*\* Jan. 8, 2013**

(54) **CHAIR**

**DESCRIPTION**

- (75) Inventors: **Gerald P. Schoenhals**, Archbold, OH (US); **Joel Alberda**, Leo, IN (US)
- (73) Assignee: **Sauder Manufacturing, Inc.**, Archbold, OH (US)
- (\*\*) Term: **14 Years**
- (21) Appl. No.: **29/428,104**
- (22) Filed: **Jul. 26, 2012**

**Related U.S. Application Data**

- (62) Division of application No. 29/375,779, filed on Sep. 27, 2010, now Pat. No. Des. 666,838.
- (51) **LOC (9) Cl.** ..... **06-01**
- (52) **U.S. Cl.** ..... **D6/380**
- (58) **Field of Classification Search** ..... D6/334–336, D6/348, 360–380, 498, 500–502, 601; 297/31, 297/35, 284.4–284.5, 291, 297, 411.2, 411.27–411.29, 297/440.13, 451.1, 452.13, 452.19, 452.21, 297/452.29, 452.3, 452.56, 452.64  
See application file for complete search history.

(56) **References Cited**

**U.S. PATENT DOCUMENTS**

D181,241 S	10/1957	Swanson	
D186,658 S	11/1959	Spilman	
3,041,110 A *	6/1962	King et al.	297/451.1
D202,035 S *	8/1965	Corr et al.	D6/380
D202,775 S	11/1965	Rowland	

(Continued)

*Primary Examiner* — Ricky Pham

(74) *Attorney, Agent, or Firm* — Varnum, Riddering, Schmidt & Howlett LLP

(57) **CLAIM**

We claim, the ornamental design for a chair, as shown and described herein.

FIG. 1 is a front perspective view of an embodiment of our design for a chair in accordance with our invention, having four legs;

FIG. 2 is a rear perspective view of the embodiment of our design for a chair illustrated in FIG. 1;

FIG. 3 is a front elevation view of the embodiment of our design for a chair illustrated in FIG. 1;

FIG. 4 is a side elevation view of the embodiment of our design for a chair illustrated in FIG. 1, wherein both sides of the chair according to our design are identical;

FIG. 5 is a rear elevation view of the embodiment of our design for a chair illustrated in FIG. 1;

FIG. 6 is a top view of the embodiment of our design for a chair illustrated in FIG. 1;

FIG. 7 is a bottom view of the embodiment of our design for a chair illustrated in FIG. 1;

FIG. 8 is a front perspective view of a second embodiment of our design for a chair which is the embodiment of the chair shown in FIG. 1 with the addition of an upholstered back and upholstered seat;

FIG. 9 is a rear perspective view of the embodiment of our design for a chair illustrated in FIG. 8;

FIG. 10 is a front elevation view of the embodiment of our design for a chair illustrated in FIG. 8;

FIG. 11 is a side elevation view of the embodiment of our design for a chair illustrated in FIG. 8; wherein both sides of the chair according to our design are identical;

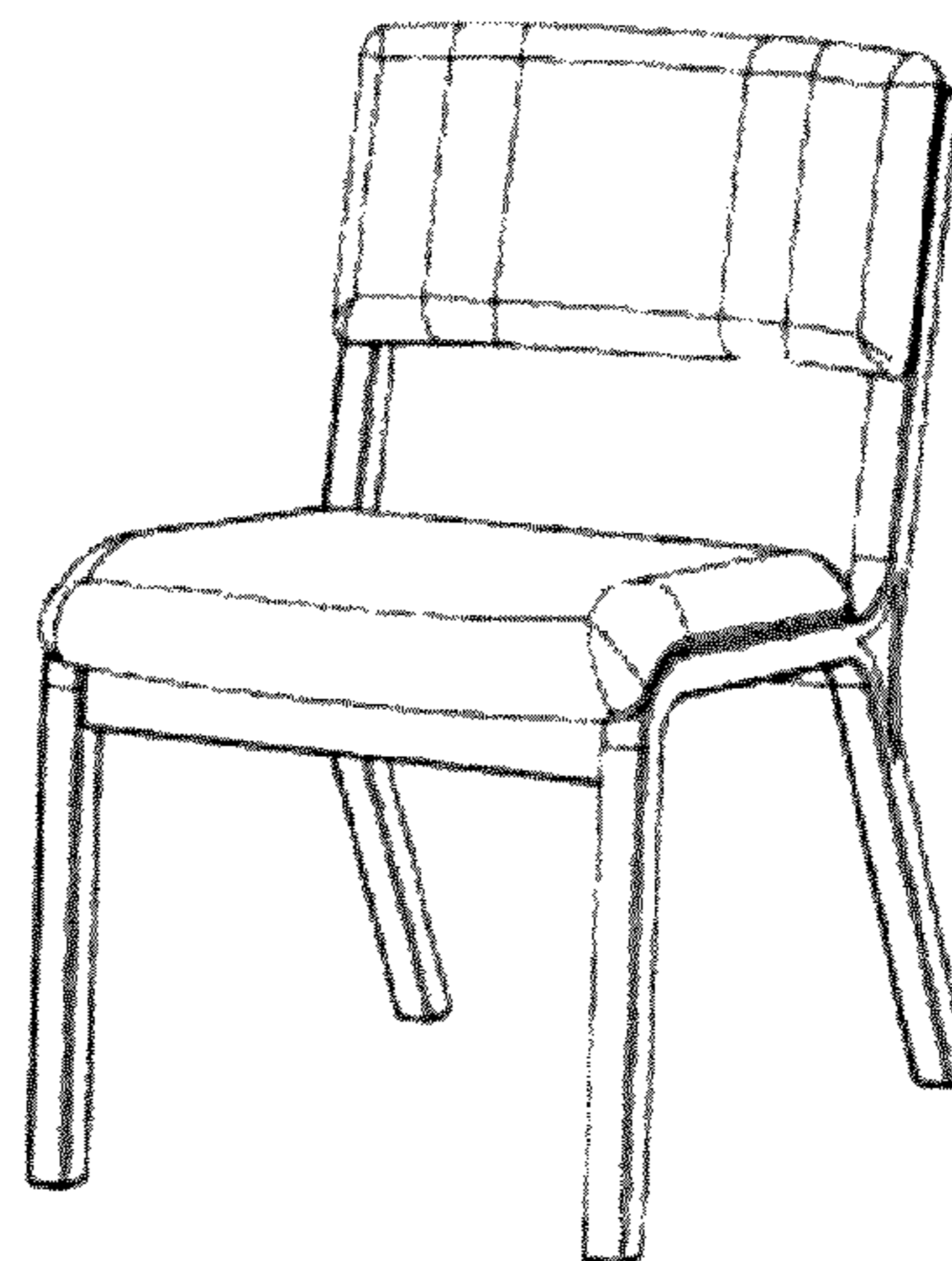

FIG. 12 is a rear elevation view of the embodiment of our design for a chair illustrated in FIG. 8;

FIG. 13 is a top view of the embodiment of our design for a chair illustrated in FIG. 8;

FIG. 14 is a bottom view of the embodiment of our design for a chair illustrated in FIG. 8; and,

FIG. 15 is an enlarged detailed side perspective view of the “wedge” detail at the intersection of the seat, back and rear rails of the chair according to our invention.

**1 Claim, 5 Drawing Sheets**



# US D673,788 S

Page 2

## U.S. PATENT DOCUMENTS

D208,976 S	10/1967	Moeckl	
D214,834 S	8/1969	Moore	
D219,032 S	10/1970	Christenson, Jr.	
D238,990 S	3/1976	Galvez	
D297,890 S	10/1988	Hockenberry	
D347,334 S	5/1994	Fewchuk	
D466,712 S	12/2002	Haney	
D468,922 S	1/2003	de Blois	
D474,620 S *	5/2003	Striebel .....	D6/374
D481,550 S	11/2003	Astle	
D486,975 S *	2/2004	Lundstrom .....	D6/380
D503,573 S *	4/2005	Swy et al. ....	D6/502
D508,339 S	8/2005	Astle	
D518,656 S	4/2006	Van Hooydonk	
D524,072 S *	7/2006	King .....	D6/380
D527,921 S	9/2006	Iida	
D541,068 S	4/2007	Foster	
D569,644 S	5/2008	Kumazawa	
D578,789 S	10/2008	Ciani	
7,452,035 B2	11/2008	Astle	
D589,275 S *	3/2009	Kubryk .....	D6/374
D605,421 S	12/2009	Baldanzi	
D607,654 S	1/2010	Fewchuk	
D607,658 S *	1/2010	Kubryk .....	D6/380
D607,660 S	1/2010	Kubryk	
D629,630 S *	12/2010	Saul .....	D6/380
D635,790 S *	4/2011	Saul .....	D6/380
D636,195 S	4/2011	Reyes	
D647,319 S *	10/2011	Kubryk .....	D6/380
D647,320 S	10/2011	Young	
D648,555 S	11/2011	Starck	
D654,286 S	2/2012	Gasca Burges	
D665,188 S *	8/2012	Schweikarth .....	D6/379
D666,838 S *	9/2012	Schoenhals et al. ....	D6/348

\* cited by examiner




FIG. 1

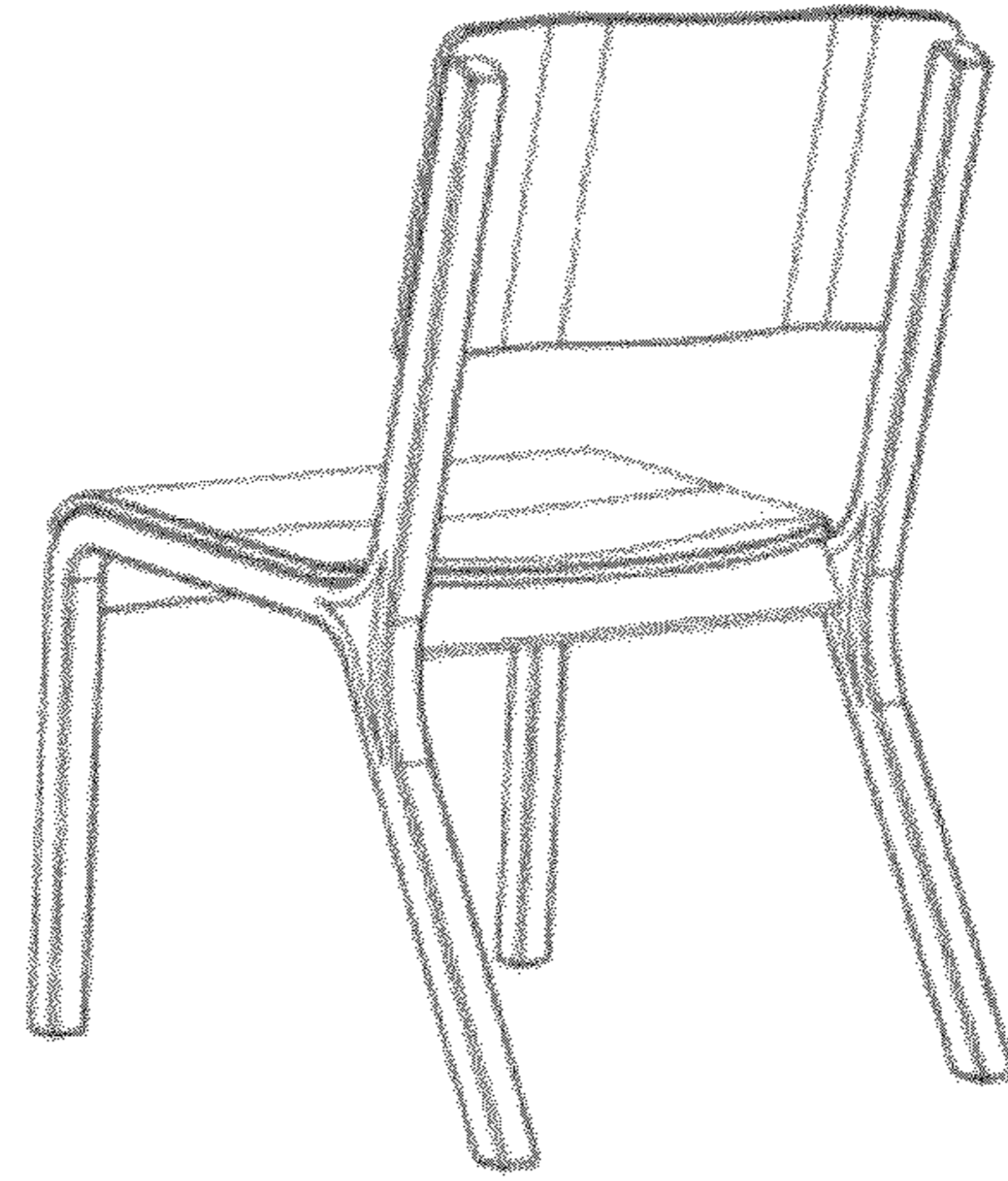


FIG. 2




FIG. 3

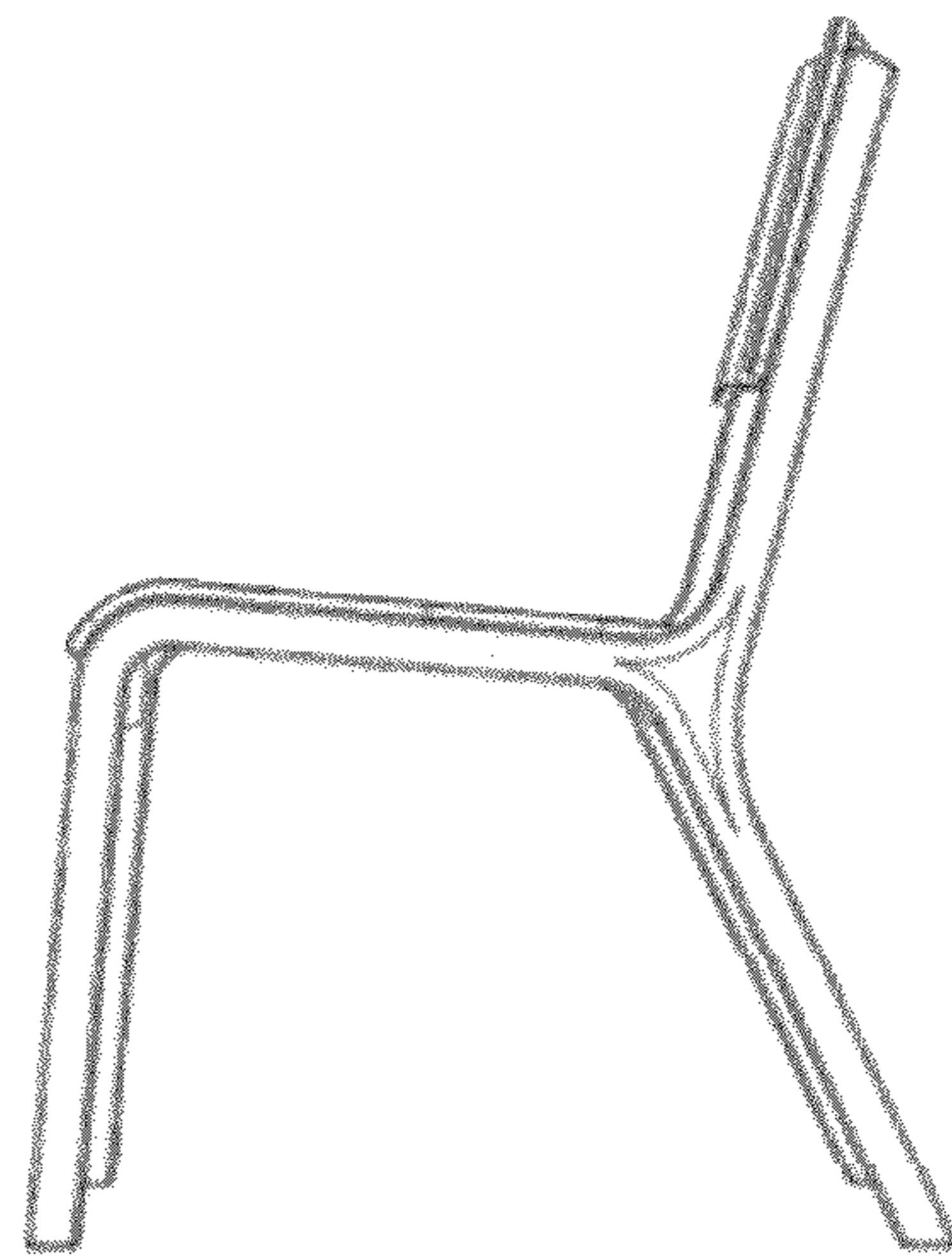


FIG. 4




FIG. 5

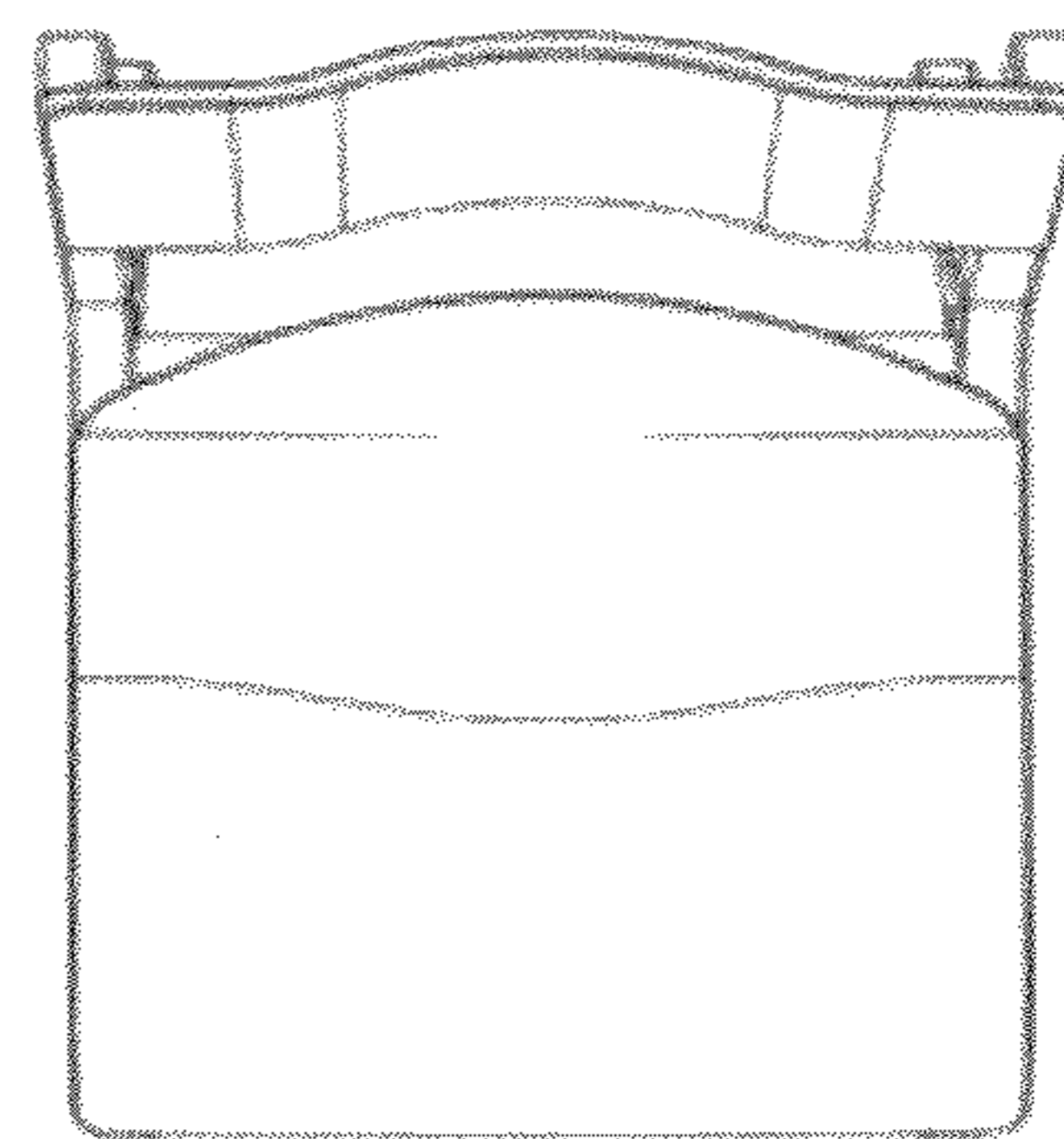


FIG. 6




FIG. 7




FIG. 8

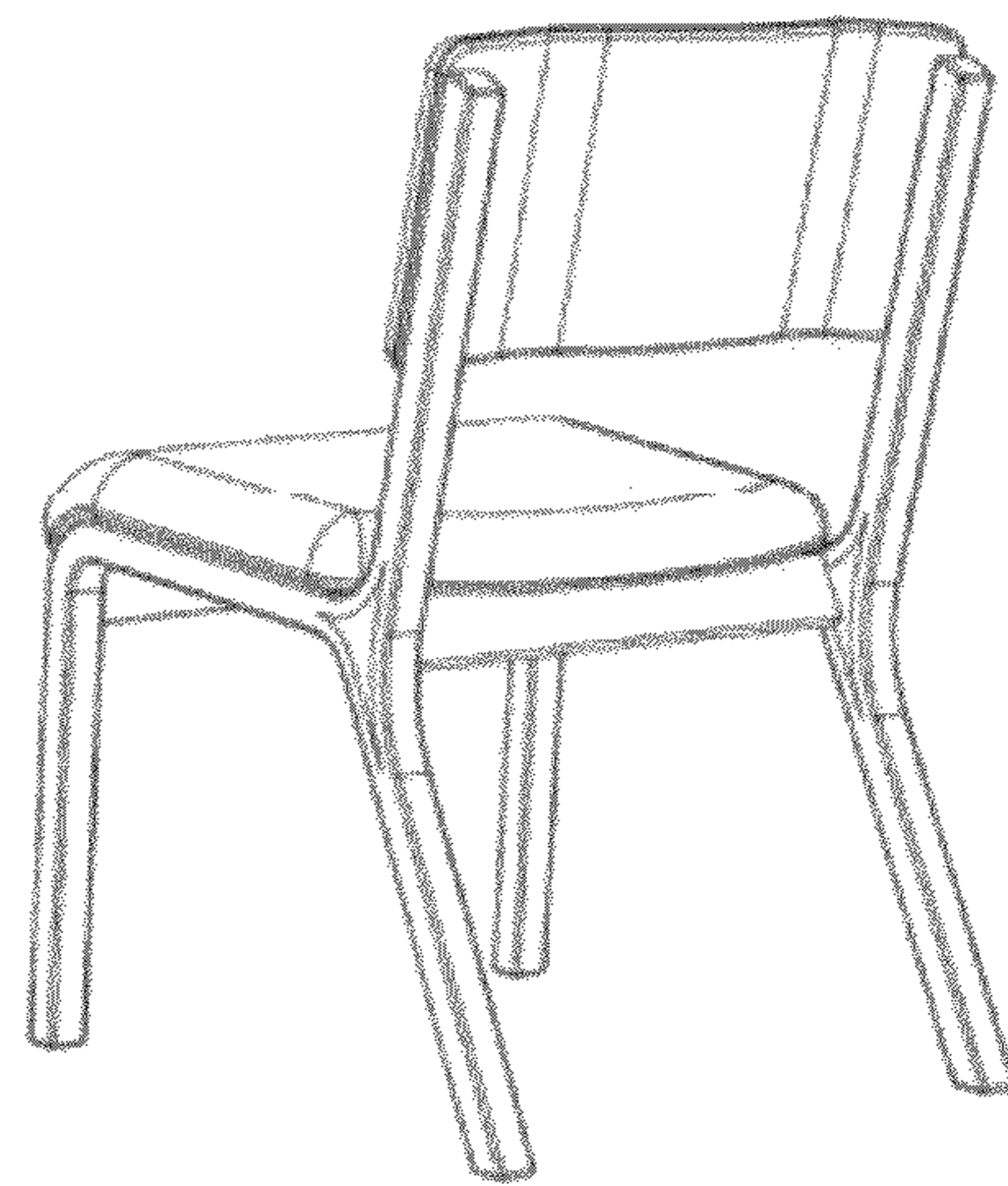


FIG. 9




FIG. 10

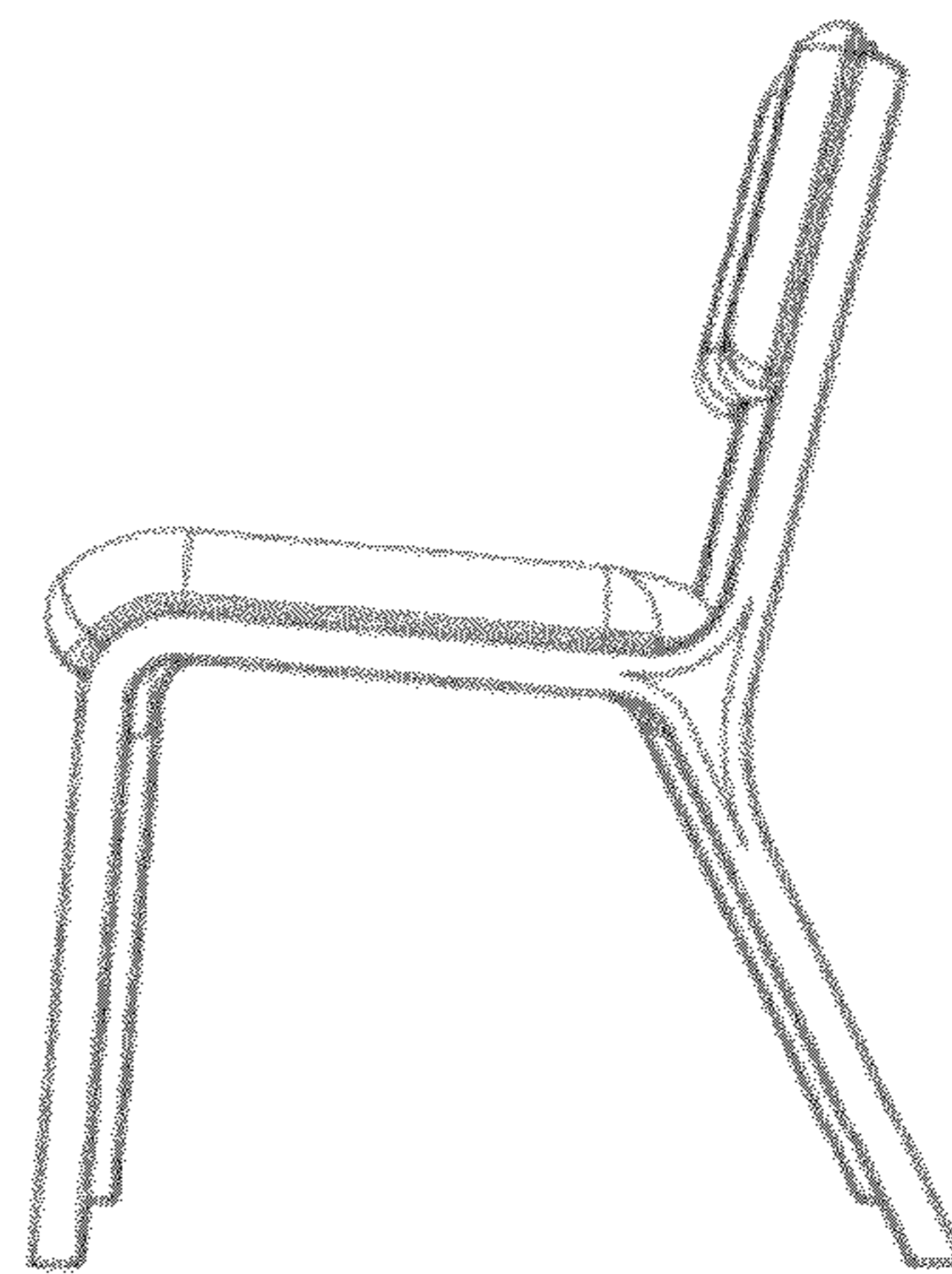


FIG. 11




FIG. 12




FIG. 13




FIG. 14

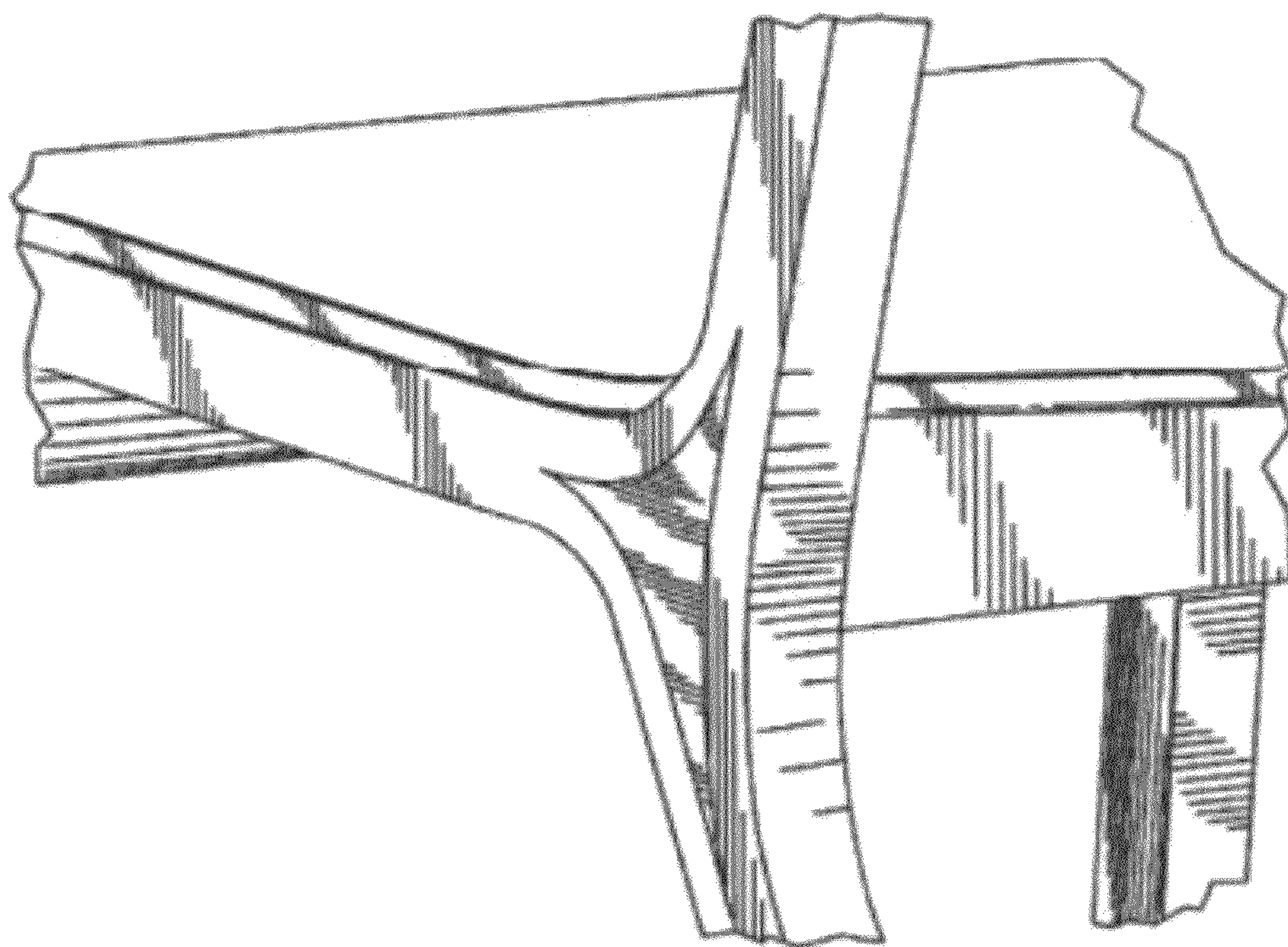


FIG. 15