



US00D673782S

(12) **United States Design Patent**  
**Presser**

(10) **Patent No.:** **US D673,782 S**  
(45) **Date of Patent:** **\*\* Jan. 8, 2013**

(54) **HANGER HOOK**

(75) Inventor: **Mark A. Presser**, Los Angeles, CA (US)

(73) Assignee: **Presser International, LLC**, Los Angeles, CA (US)

(\*\*) Term: **14 Years**

(21) Appl. No.: **29/406,078**

(22) Filed: **Nov. 9, 2011**

(51) **LOC (9) Cl.** ..... **06-08**

(52) **U.S. Cl.** ..... **D6/328**

(58) **Field of Classification Search** ..... D6/315,  
D6/316, 317, 318, 319, 320, 321, 322, 323,  
D6/324, 325, 326, 327, 328; D8/371, 373;  
D9/723, 725, 726, 727, 729; D11/164; 2/336,  
2/337; 223/85, 86, 87, 88, 89, 90, 91, 92,  
223/93, 94, 95, 96, 97, 98

See application file for complete search history.

(56) **References Cited**

U.S. PATENT DOCUMENTS

3,409,191	A *	11/1968	Fuss	.....	223/91
D214,107	S *	5/1969	Hallahan	.....	D8/373
3,448,902	A *	6/1969	Stebbins	.....	223/85
3,935,976	A *	2/1976	Mizrach	.....	223/88
D383,910	S *	9/1997	Maxwell	.....	D6/328
D498,662	S *	11/2004	Neri	.....	D8/373
7,234,615	B2 *	6/2007	Presser et al.	.....	223/85
7,243,822	B2 *	7/2007	Presser et al.	.....	223/85
2005/0242134	A1 *	11/2005	Presser et al.	.....	223/85

\* cited by examiner

*Primary Examiner* — Stella Reid  
*Assistant Examiner* — Lauren Calve

(74) *Attorney, Agent, or Firm* — Connolly Bove Lodge & Hutz LLP; Jonathan Jaech

(57) **CLAIM**

The ornamental design for a hanger hook, as shown and described.

**DESCRIPTION**

FIG. 1 is a perspective view of a hanger hook shown on a hanger body.

FIG. 2 is perspective view of the hanger hook shown in FIG. 1.

FIG. 3 is a top elevation view of the hanger hook of FIG. 1.

FIG. 4 is a bottom elevation view of the hanger hook of FIG. 1.

FIG. 5 is a right side elevation view of the hanger hook of FIG. 1.

FIG. 6 is a front elevation view of the hanger hook of FIG. 1.

FIG. 7 is a left side elevation view of the hanger hook of FIG. 1.

FIG. 8 is a top elevation view of a second embodiment of the hanger hook of FIG. 1.

FIG. 9 is a bottom elevation view of the hanger hook of FIG. 8.

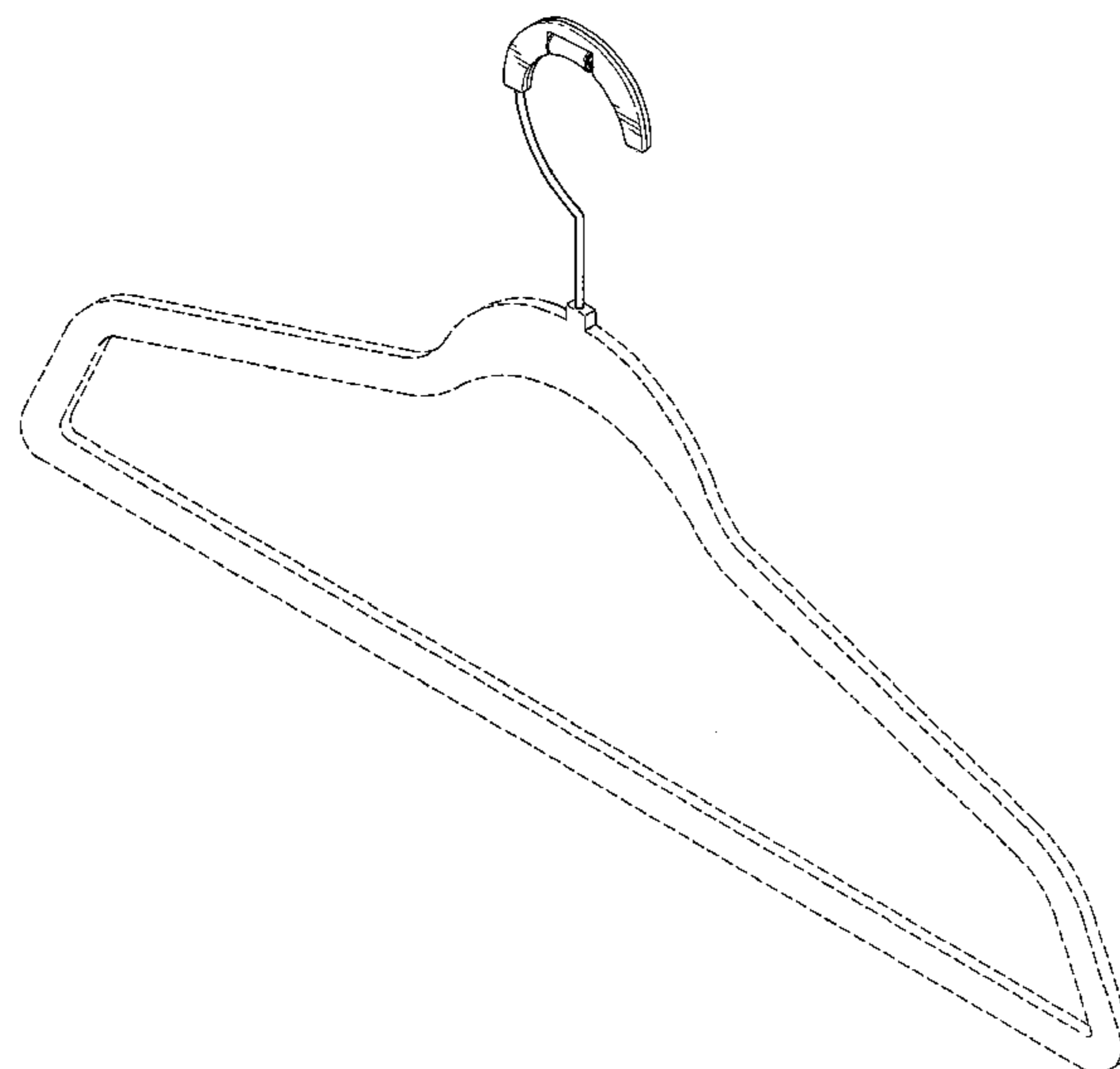
FIG. 10 is a right side elevation view of the hanger hook of FIG. 8.

FIG. 11 is a front elevation view of the hanger hook of FIG. 8; and,

FIG. 12 is a left side elevation view of the hanger hook of FIG. 8.

The broken lines showing a hanger body in FIG. 1 represent non-claimed subject matter.

**1 Claim, 5 Drawing Sheets**



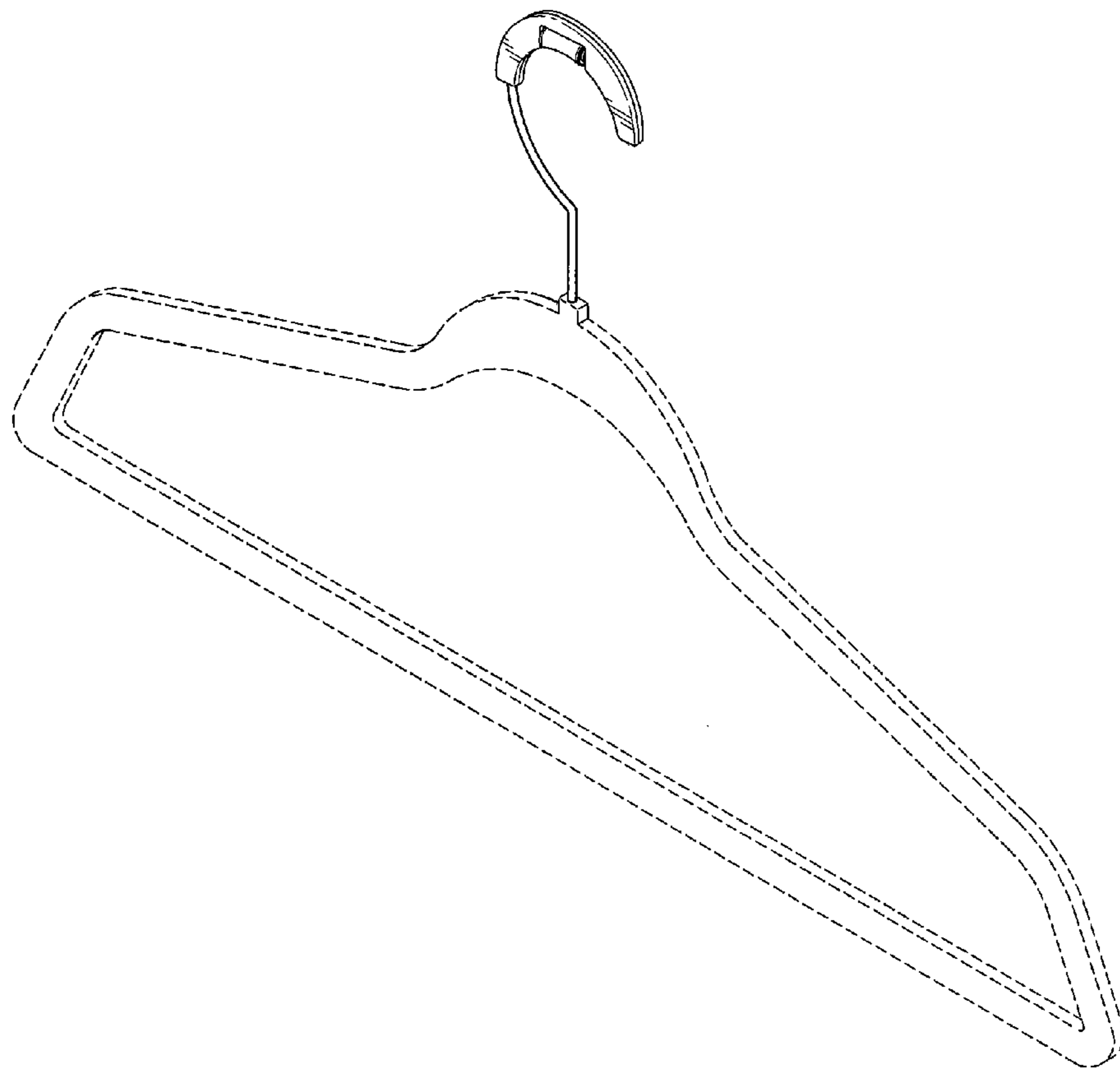


FIG. 1

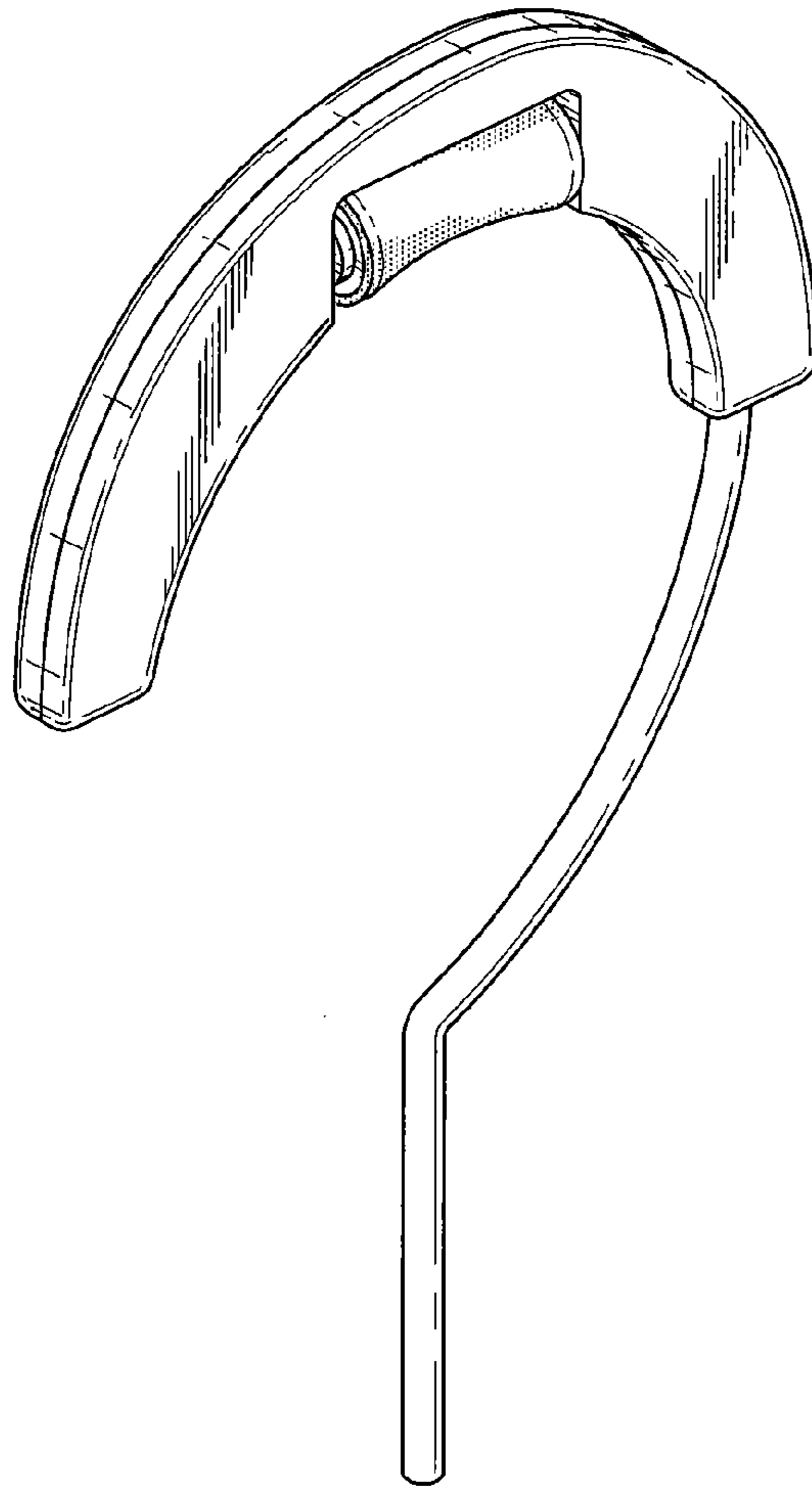


FIG. 2

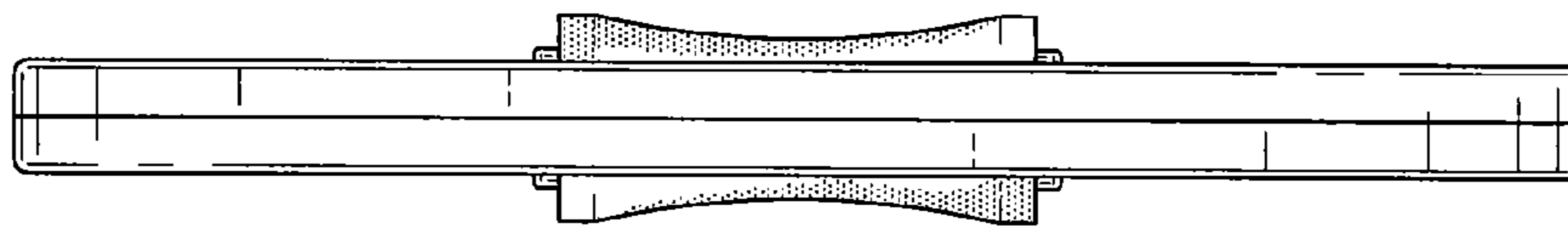


FIG. 3

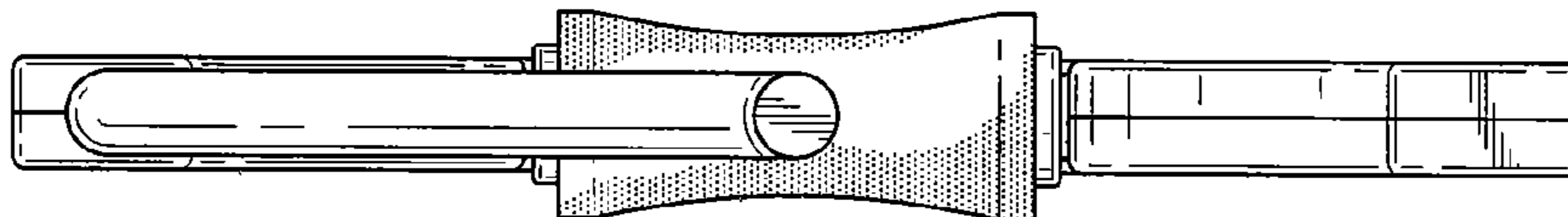
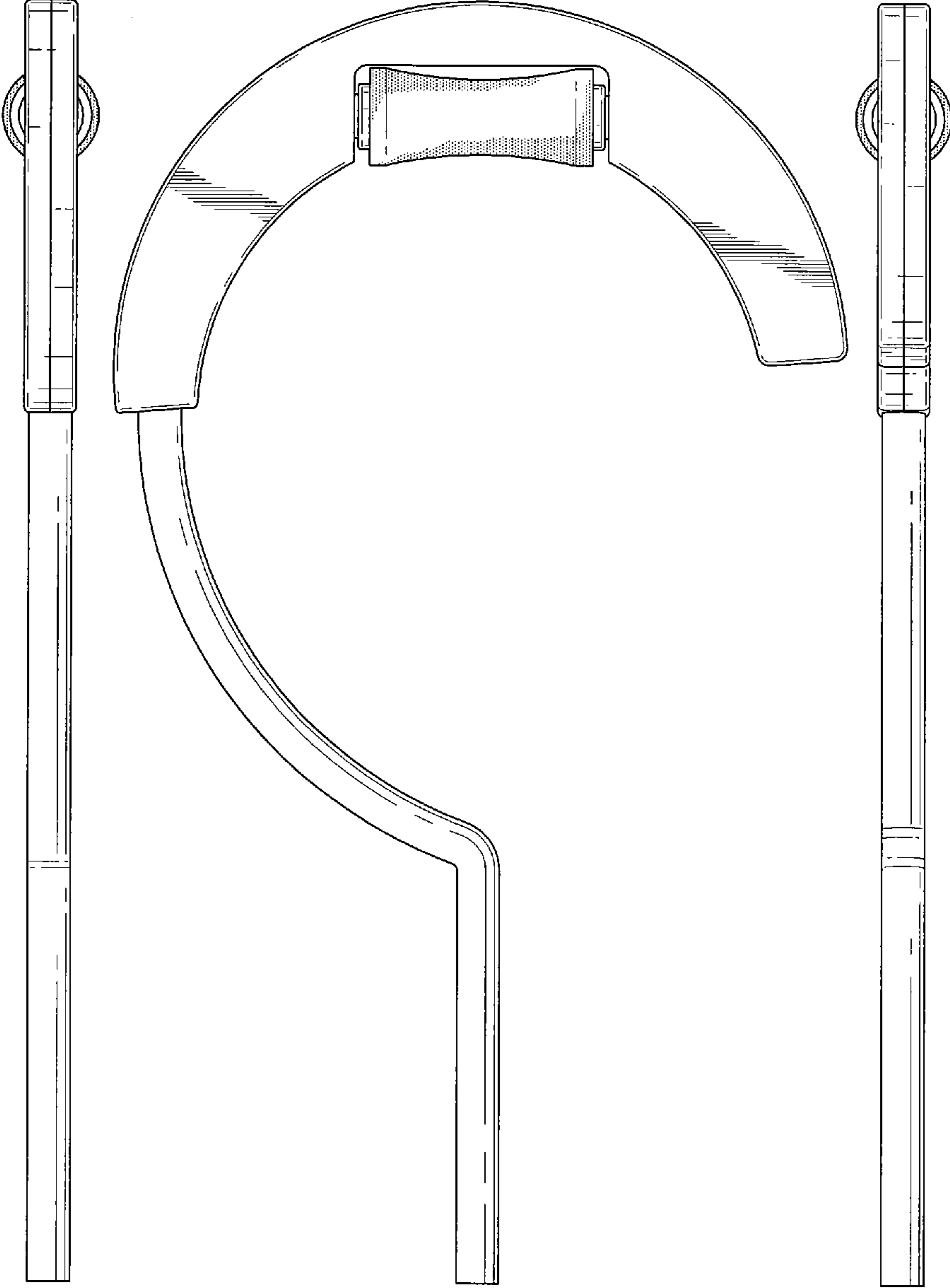


FIG. 4

FIG. 5

FIG. 6

FIG. 7



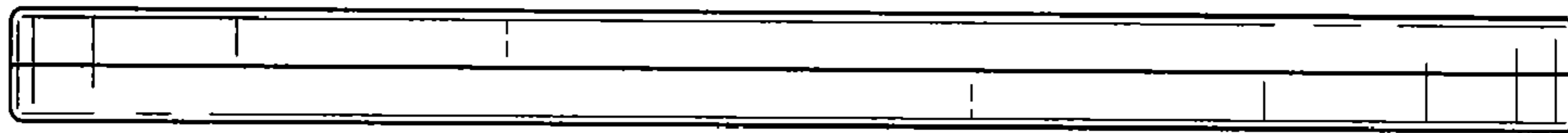


FIG. 8

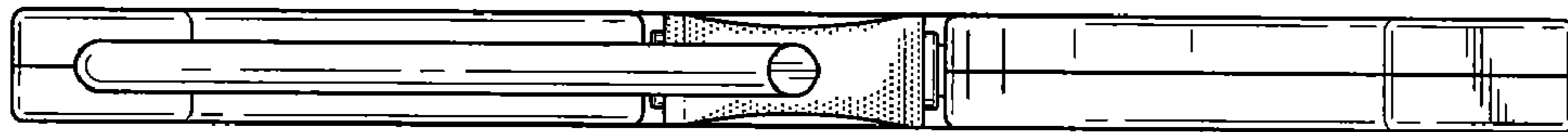


FIG. 9

FIG. 10

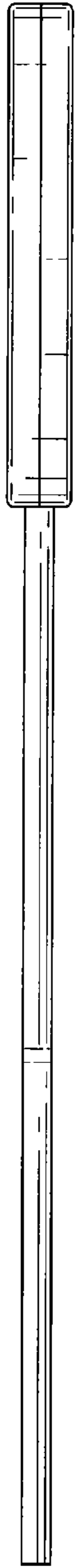


FIG. 11

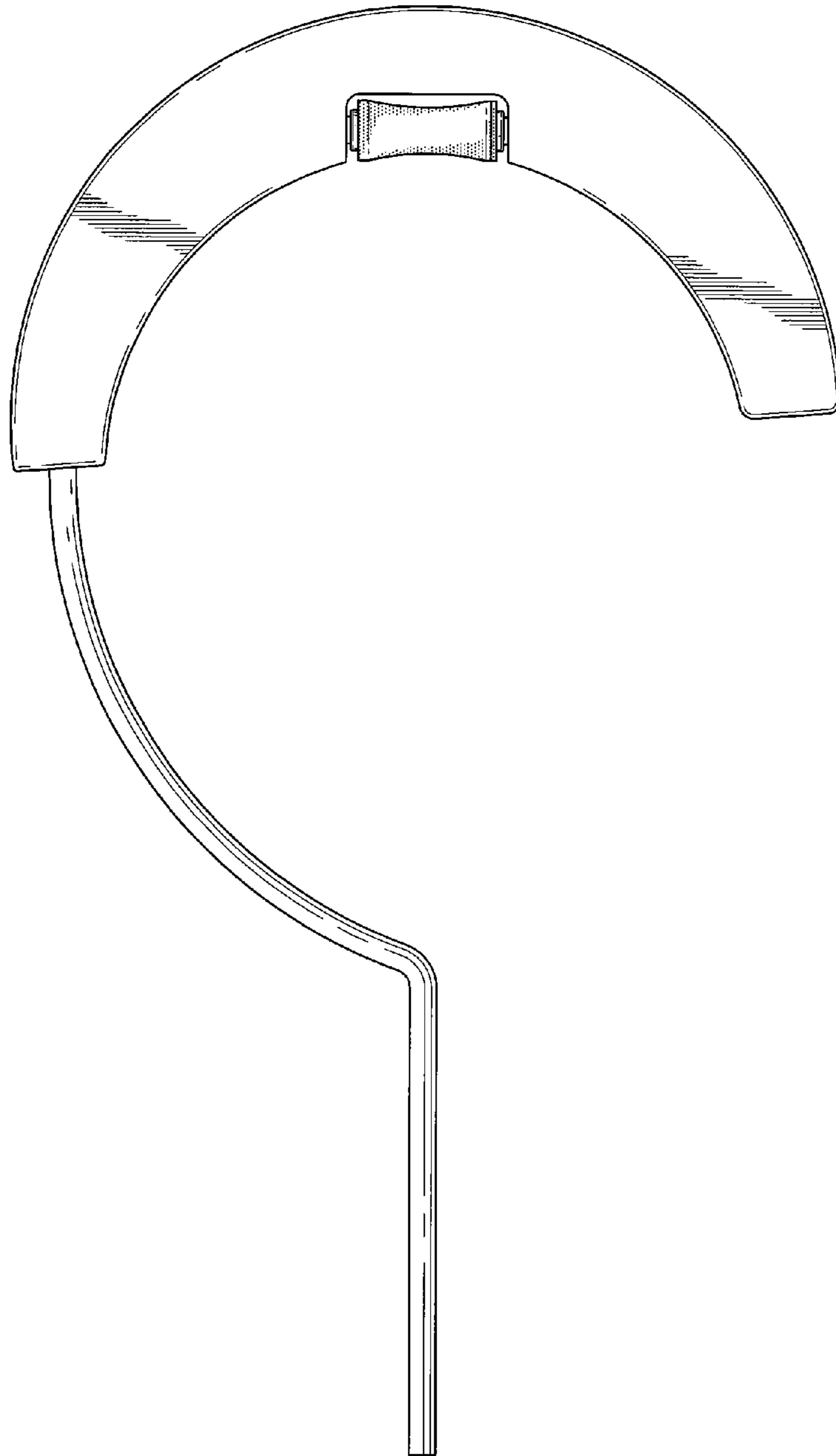


FIG. 12

