



US00D673766S

(12) **United States Design Patent**
Smith et al.

(10) **Patent No.:** **US D673,766 S**
(45) **Date of Patent:** **** Jan. 8, 2013**

- (54) **ARM PIECE PAD COVER**
- (76) Inventors: **Brandon C. Smith**, Westwood, KS
(US); **Laura L. Harrison**, Westwood,
KS (US)
- (**) Term: **14 Years**
- (21) Appl. No.: **29/401,412**
- (22) Filed: **Sep. 12, 2011**
- (51) **LOC (9) Cl.** **03-01**
- (52) **U.S. Cl.** **D3/8**
- (58) **Field of Classification Search** D3/3-17;
135/68, 72-73, 76, 79, 911; D6/501, 601,
D6/610-611

D476,148 S	6/2003	Horton	
D481,242 S	10/2003	Peterson	
D487,371 S	3/2004	Ward et al.	
D487,966 S	4/2004	Stolzoff	
D492,154 S	6/2004	Martial	
D492,875 S	7/2004	Su et al.	
D507,143 S	7/2005	Thrasher	
7,051,389 B2	5/2006	Wassilefky	
D624,241 S	9/2010	Zappia	
D637,439 S *	5/2011	Mettler	D6/601
D644,831 S *	9/2011	Smith	D3/8
D651,157 S *	12/2011	Kassouni	D12/401
D651,841 S *	1/2012	Nayman	D6/601
8,176,586 B2 *	5/2012	Berke et al.	5/636
D662,340 S *	6/2012	Tran	D6/501
D663,564 S *	7/2012	Sclare	D6/601
D664,115 S *	7/2012	Allard et al.	D14/205

* cited by examiner

See application file for complete search history.

(56) **References Cited**

U.S. PATENT DOCUMENTS

1,906,264 A *	5/1933	Higgins	135/73
2,255,248 A	9/1941	Gordon	
4,711,261 A *	12/1987	Rosenberg	135/72
D295,248 S	4/1988	Sommerfield et al.	
D307,353 S *	4/1990	Greatwood	D3/10
D316,354 S *	4/1991	Bool	D6/601
D318,366 S	7/1991	Goldstein et al.	
D341,281 S *	11/1993	McIntire	D6/502
D354,392 S	1/1995	Williams	
D369,218 S	4/1996	Vandenbelt	
D383,431 S	9/1997	Fennell	
D396,772 S	8/1998	Hanzok	
5,848,603 A	12/1998	Urban	
D405,637 S	2/1999	Licata et al.	
D413,014 S	8/1999	Lacy	
6,038,719 A	3/2000	Castagna	
D422,444 S	4/2000	Lenahan et al.	
6,120,100 A	9/2000	Palazzolo et al.	
D447,195 S	8/2001	Wiedner et al.	
D448,961 S	10/2001	Schlichter	
D449,831 S	10/2001	Chow	
D466,751 S	12/2002	Coats et al.	

Primary Examiner — Kelley Donnelly

(74) *Attorney, Agent, or Firm* — Erickson Kernell
Derousseau & Kleypas LLC

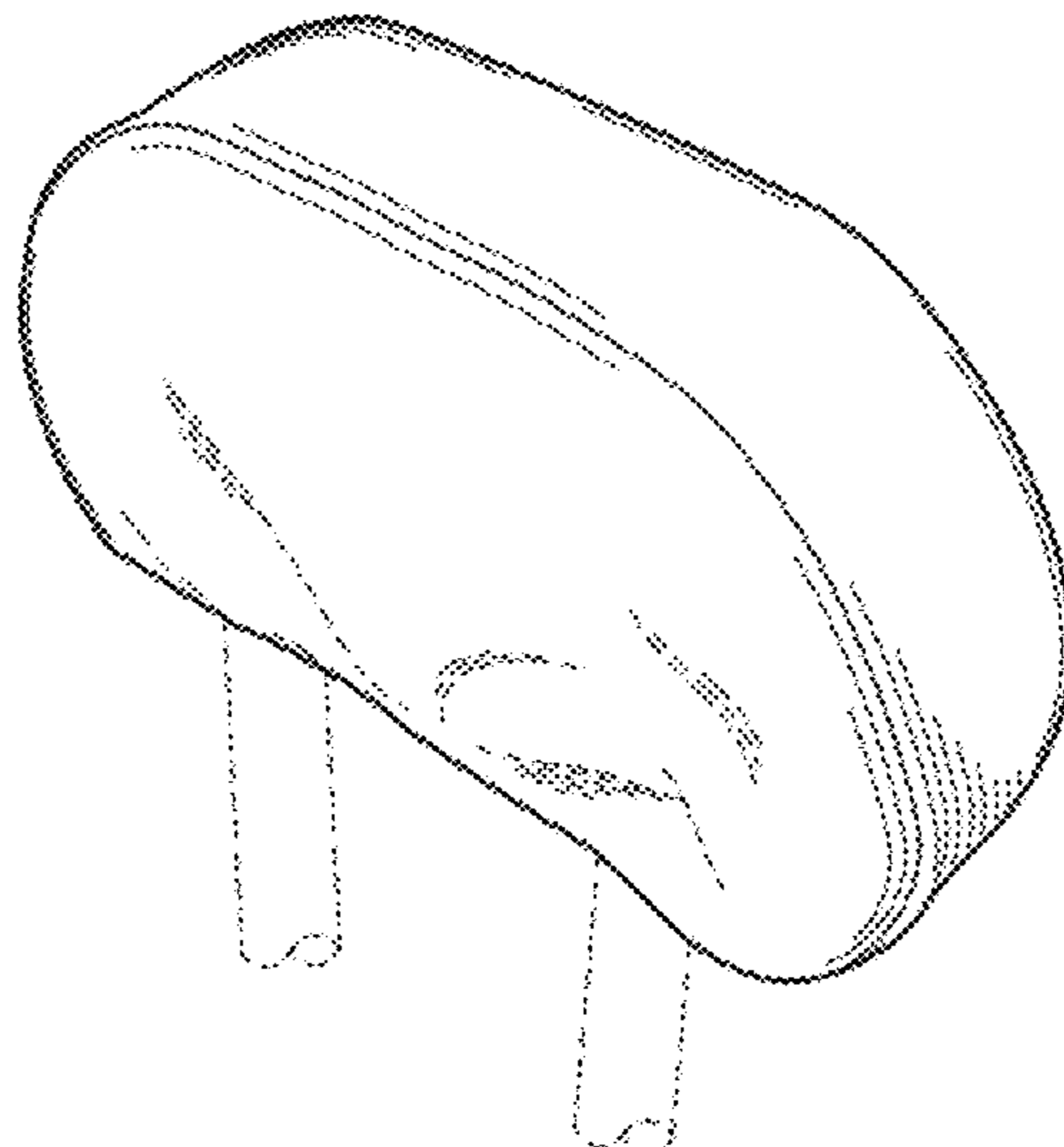
(57) **CLAIM**

The ornamental design for an arm piece pad cover, as shown and described.

DESCRIPTION

FIG. 1 is a perspective view of an arm piece pad cover according to the present invention;
 FIG. 2 is a front view thereof, the rear view being a mirror image;
 FIG. 3 is a top plan view thereof;
 FIG. 4 is a right side view thereof, the left side view being a mirror image; and,
 FIG. 5 is a bottom plan view thereof.
 The broken lines showing in FIGS. 1, 2, and 5 in the drawings are for the purpose of illustrating the environment of the design only and form no part of the claimed design.

1 Claim, 2 Drawing Sheets



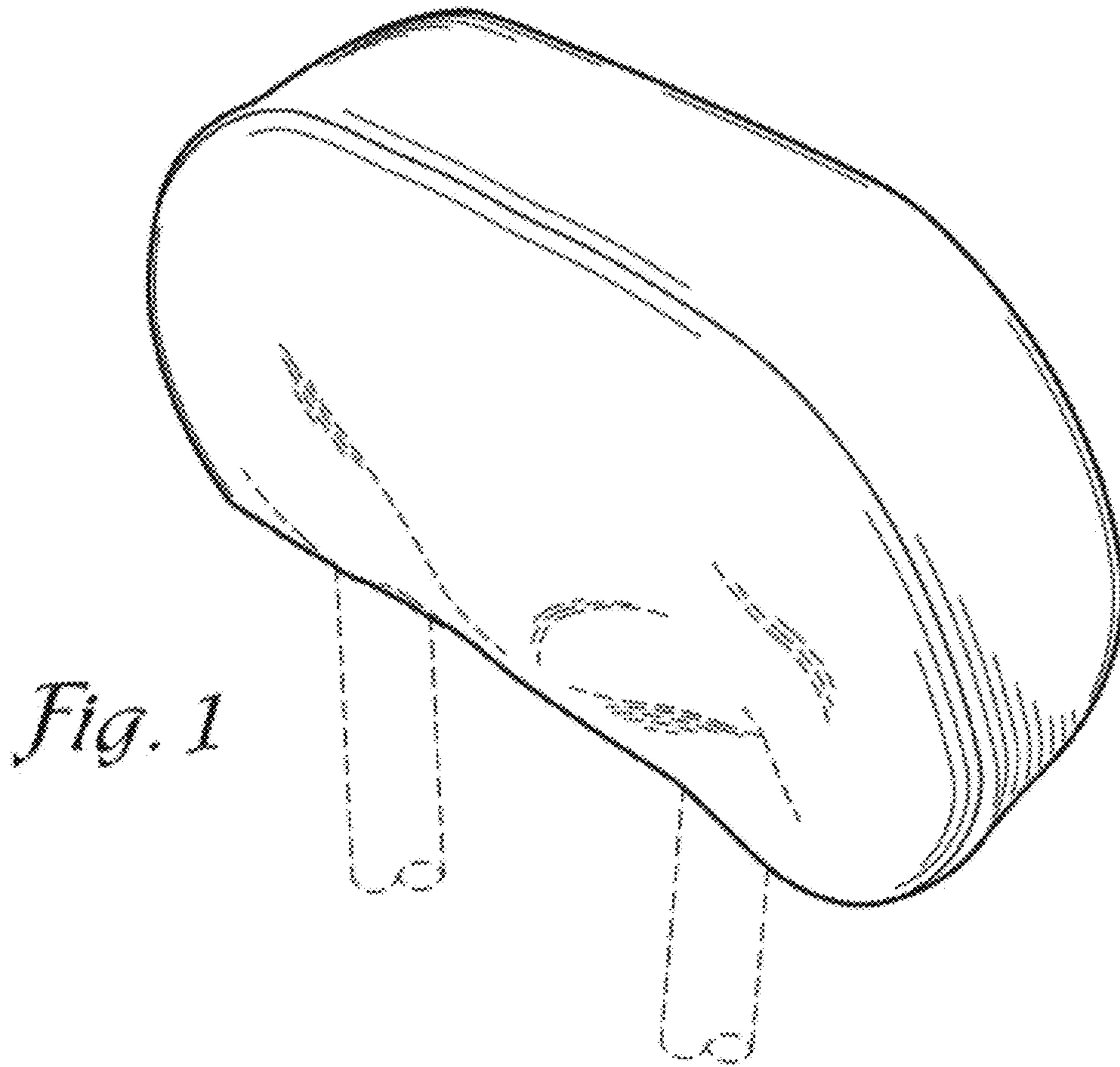


Fig. 1

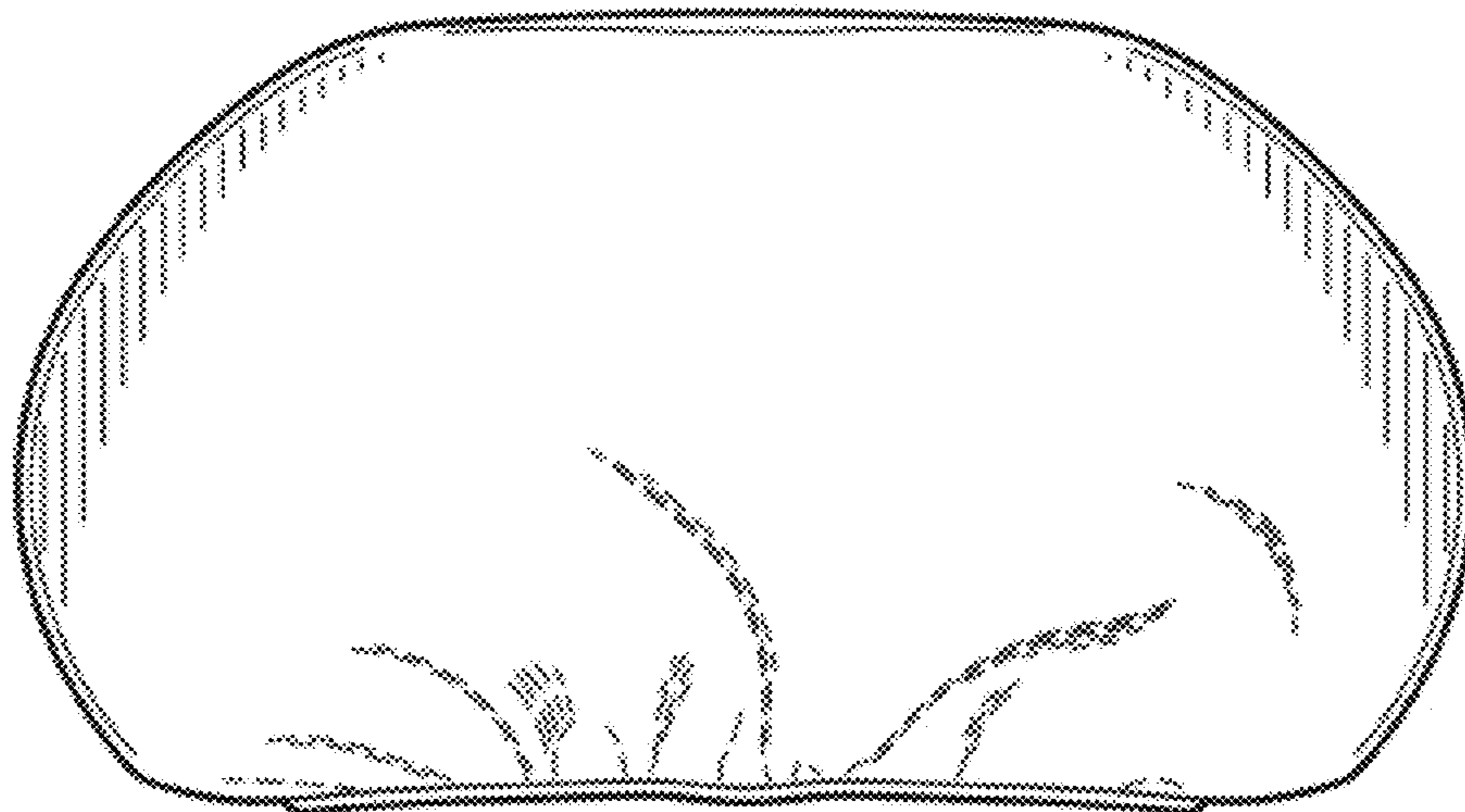


Fig. 2

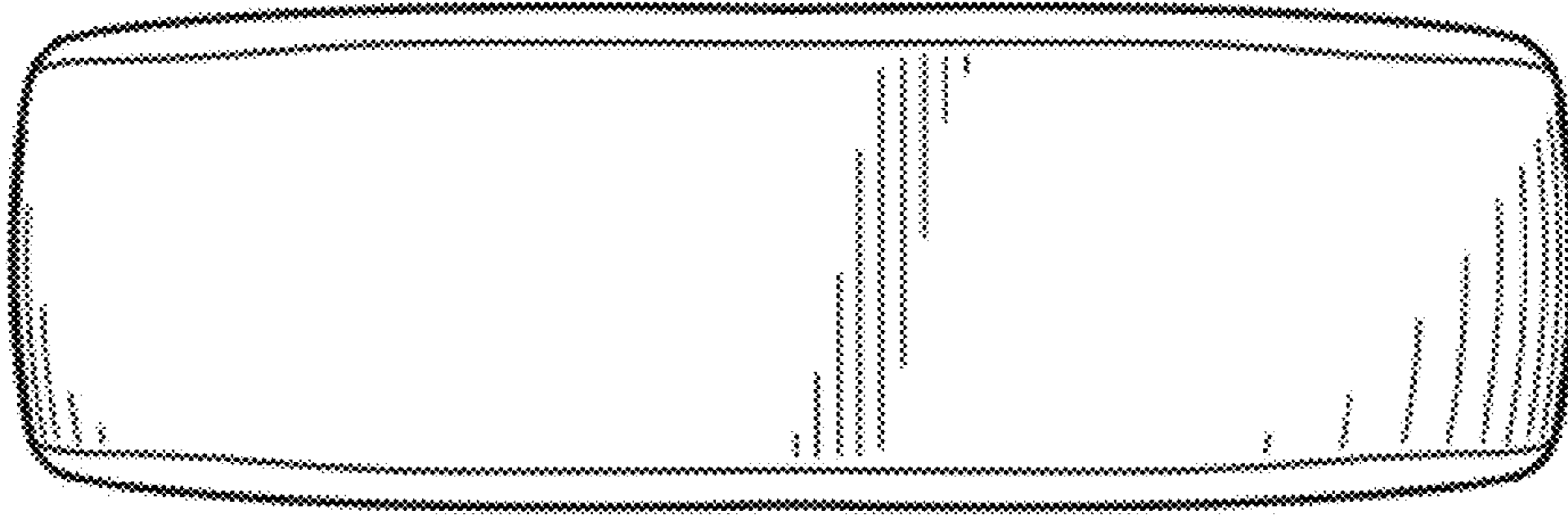


Fig. 3

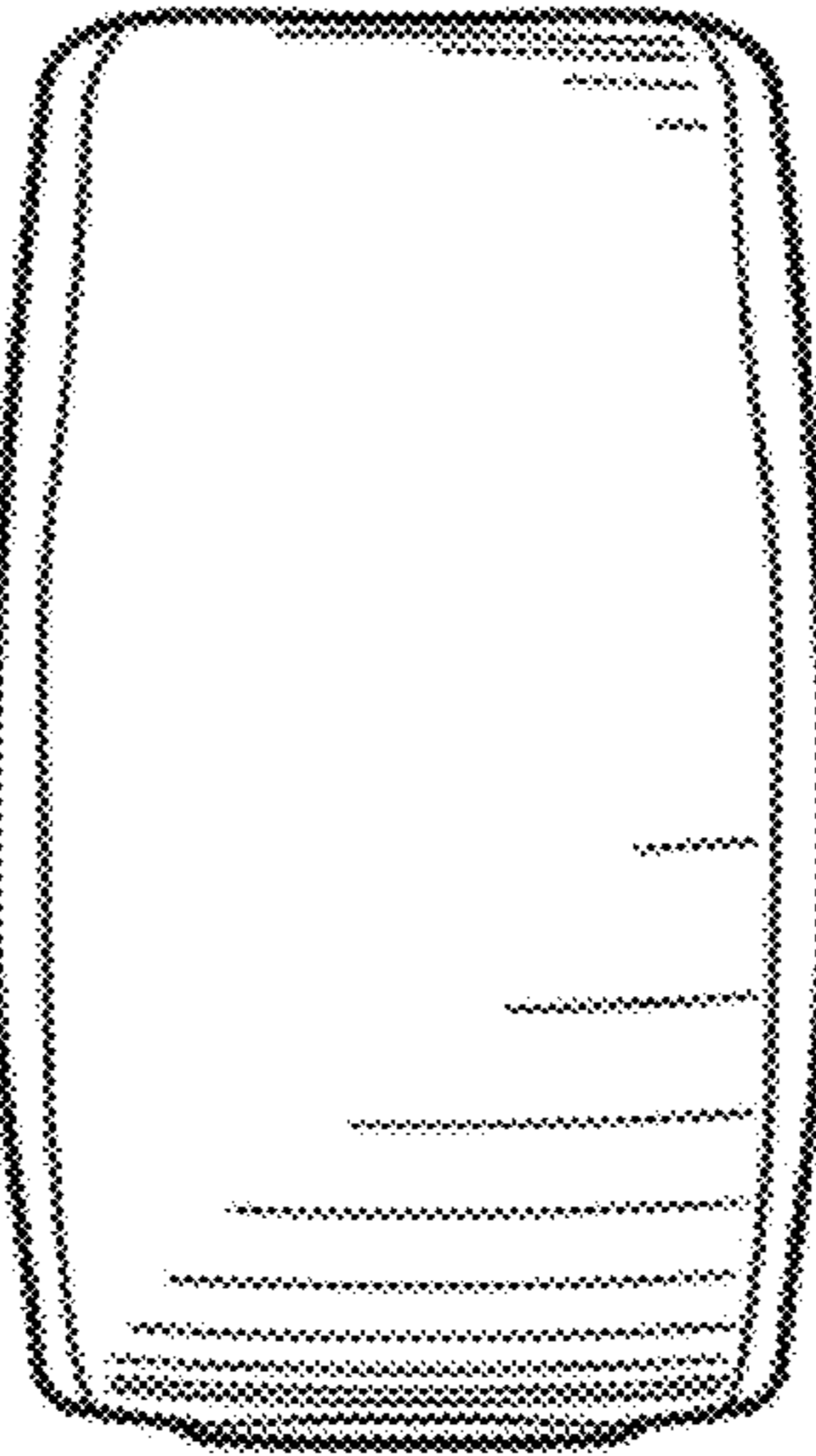


Fig. 4

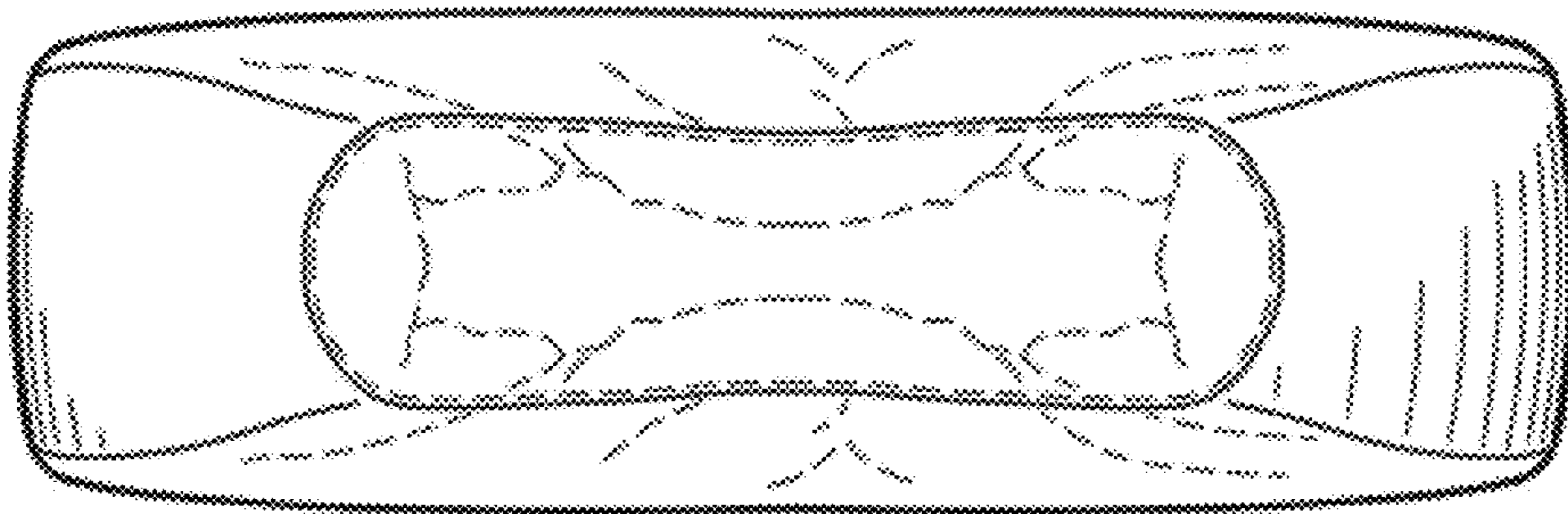


Fig. 5