



US00D673748S

(12) **United States Design Patent**
Snyder et al.

(10) **Patent No.:** **US D673,748 S**

(45) **Date of Patent:** **** Jan. 1, 2013**

(54) **FLOOR MOP**

(75) Inventors: **David Alan Snyder**, West Chicago, IL
(US); **Eric Paris Hayes**, Denver, CO
(US); **Jared Mark Delaney Hall**,
Aurora, CO (US)

(73) Assignee: **Bona AB**, Malmö (SE)

(**) Term: **14 Years**

(21) Appl. No.: **29/387,050**

(22) Filed: **Mar. 8, 2011**

(51) **LOC (9) Cl.** **04-01**

(52) **U.S. Cl.** **D32/50; D32/52; D32/45**

(58) **Field of Classification Search** D32/50-52,
D32/40, 44, 45; 473/301, 302; 15/143.1,
15/119.2, 120.1, 120.2, 116.1, 116.2, 150,
15/209.1-210.1; 401/137-140

See application file for complete search history.

(56) **References Cited**

U.S. PATENT DOCUMENTS

D487,174 S *	2/2004	Colman et al.	D32/45
6,960,042 B1 *	11/2005	Hsiao	401/138
D514,267 S *	1/2006	Tsai	D32/45
D515,759 S *	2/2006	Fischer	D32/45
D549,414 S *	8/2007	Van Landingham, Jr.	D32/50
D583,118 S *	12/2008	Snyder	D32/51
D607,165 S *	12/2009	Libman et al.	D32/45
D615,260 S *	5/2010	Koenig	D32/45

D625,480 S *	10/2010	Raven	D32/50
D625,481 S *	10/2010	Raven	D32/51
D659,924 S *	5/2012	McGee et al.	D32/45
D660,533 S *	5/2012	Hill et al.	D32/45
D661,036 S *	5/2012	Raven	D32/45
2005/0022843 A1 *	2/2005	Policicchio et al.	134/6
2005/0254882 A1 *	11/2005	Hofte et al.	401/140
2010/0047459 A1 *	2/2010	Crawford et al.	427/355

* cited by examiner

Primary Examiner — John Windmuller

(74) *Attorney, Agent, or Firm* — William P. O'Meara; Klaas,
Law, O'Meara & Malkin, PC

(57) **CLAIM**

The ornamental design of a floor mop, as shown and described.

DESCRIPTION

FIG. 1 is a top, front isometric view of a mop head showing our new design;

FIG. 2 is a top plan view thereof;

FIG. 3 is a bottom plan view thereof;

FIG. 4 is a front elevation view thereof;

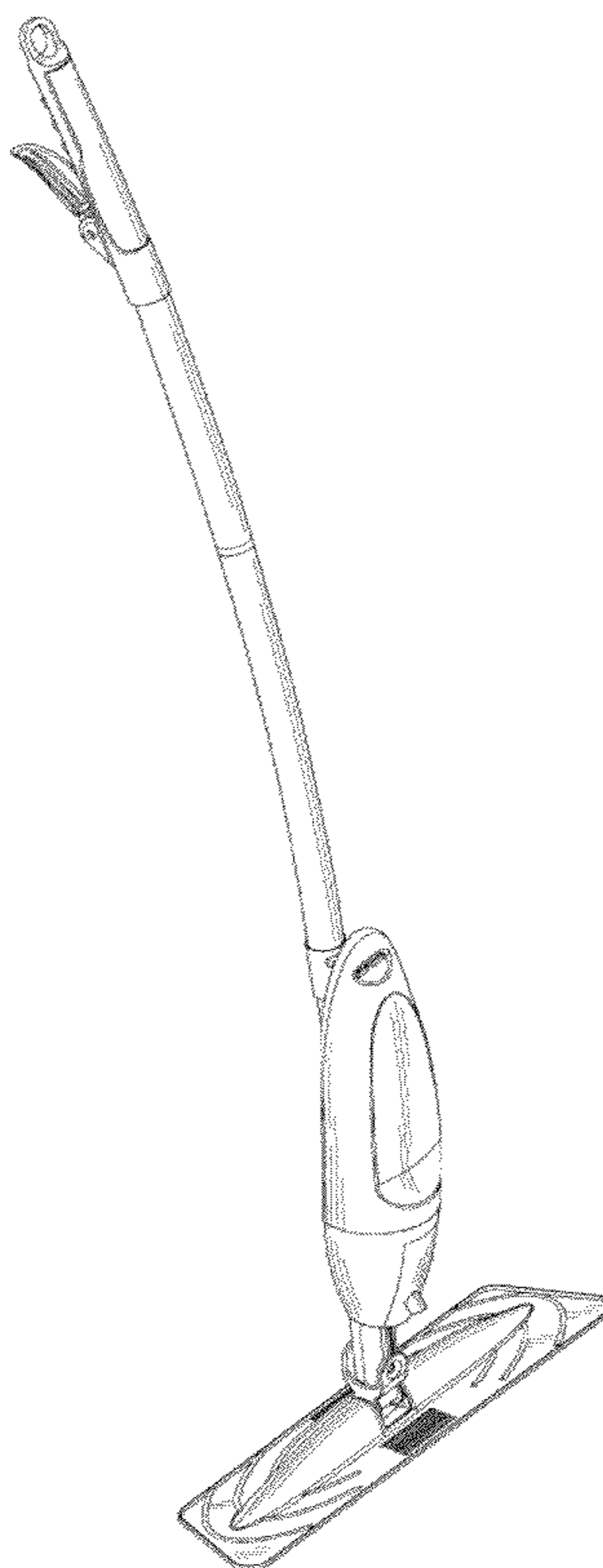
FIG. 5 is a rear elevation view thereof;

FIG. 6 is left side elevation view thereof; and,

FIG. 7 is a right side elevation view thereof.

Features of the drawing figures shown in dashed lines are for illustrative purposes only and form no part of the claimed design.

1 Claim, 4 Drawing Sheets



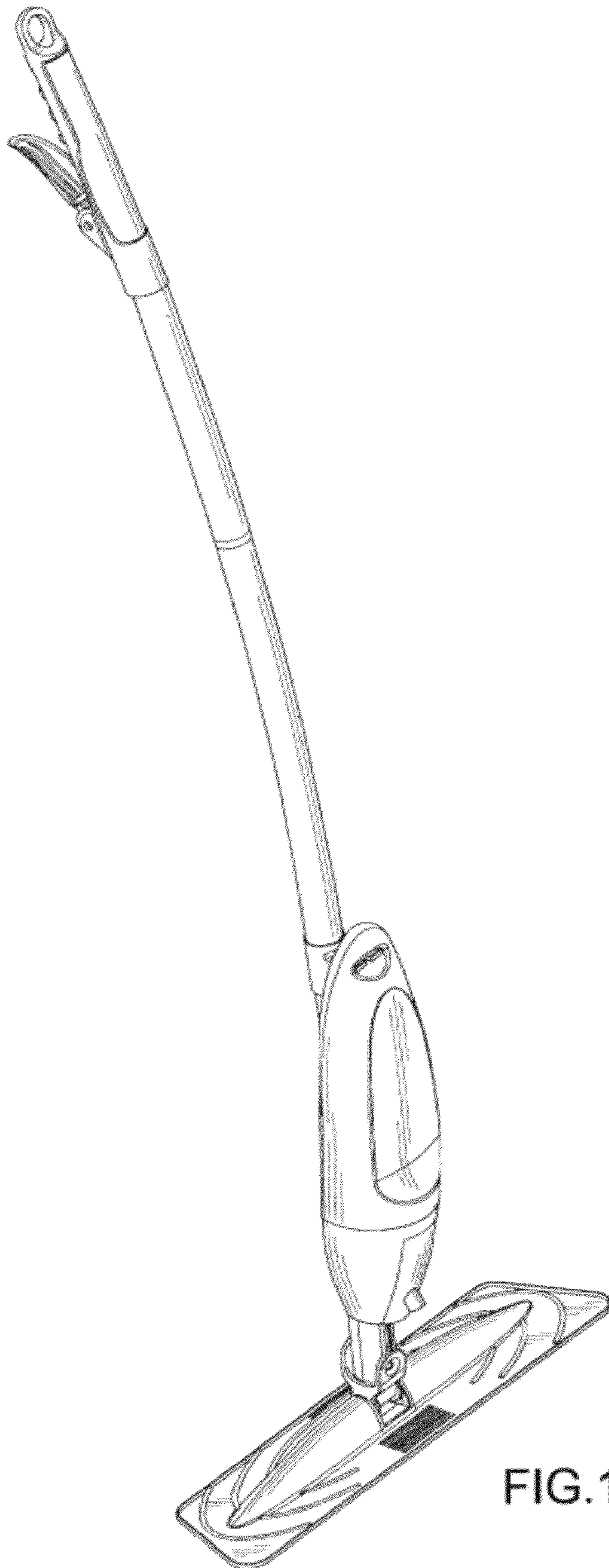


FIG. 1

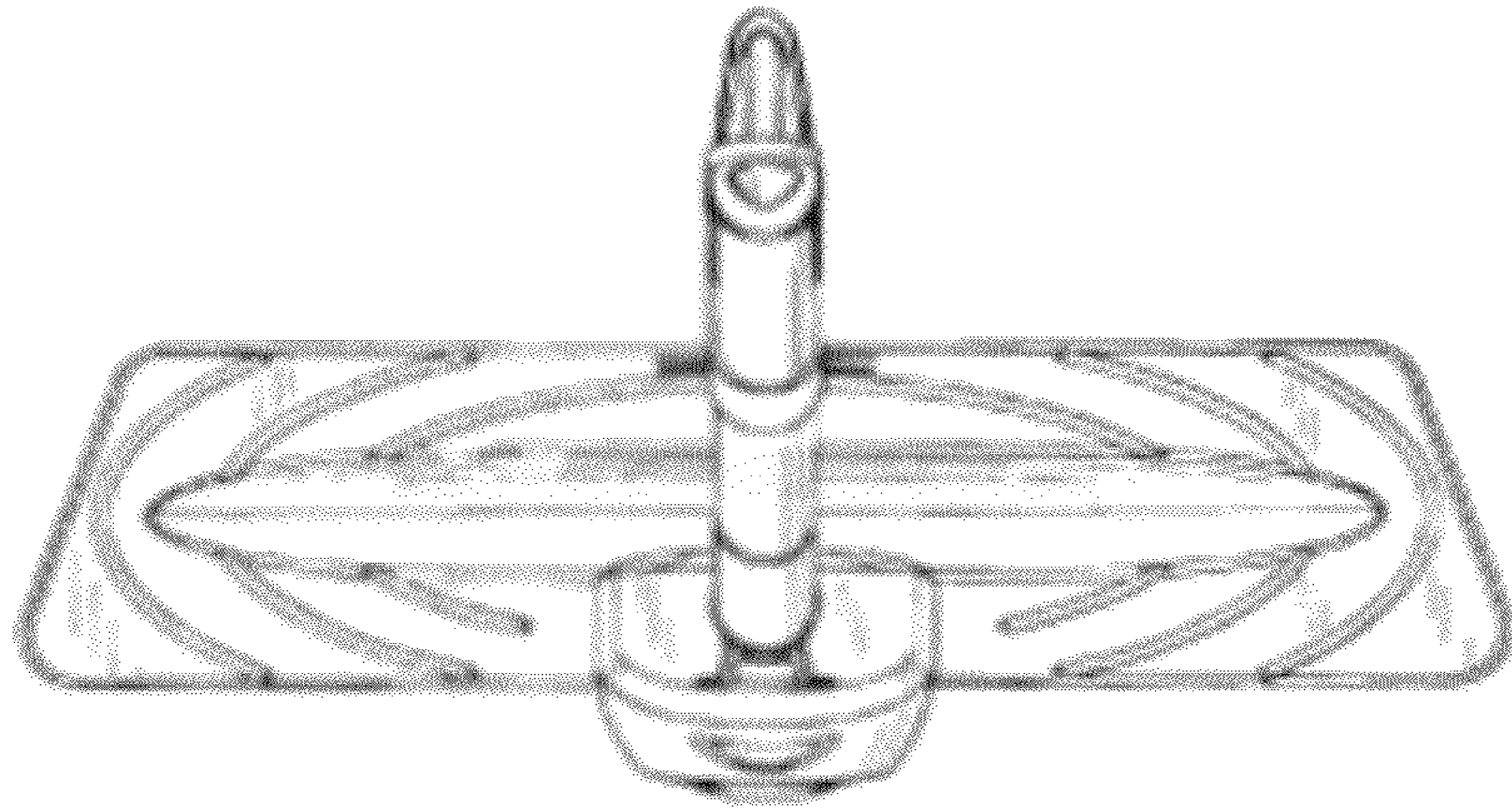


FIG. 2

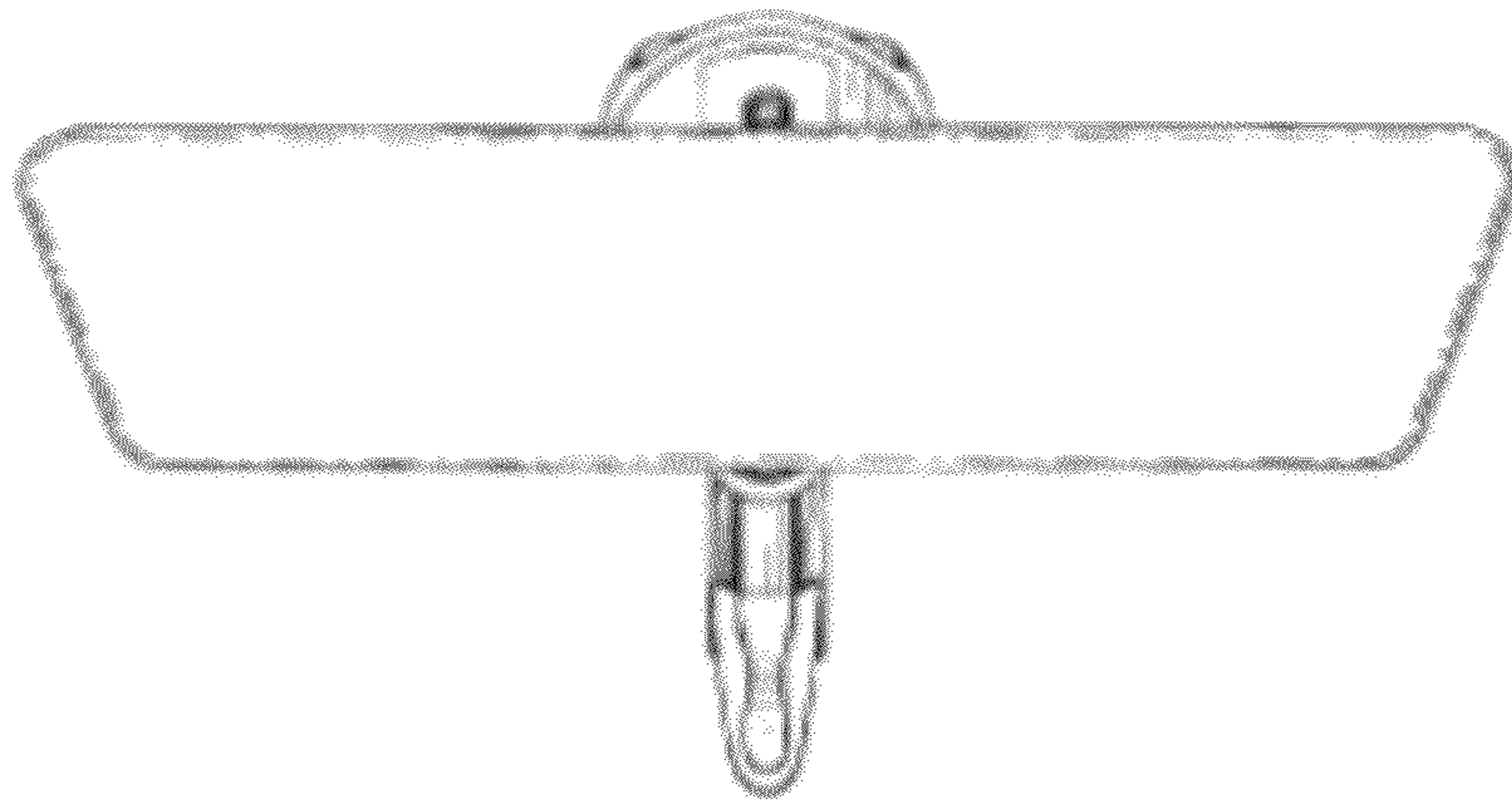


FIG. 3



FIG.4




FIG.5




FIG. 6




FIG. 7