

US00D673737S

(12) **United States Design Patent**
Cantwell et al.

(10) **Patent No.:** **US D673,737 S**
(45) **Date of Patent:** **** Jan. 1, 2013**

(54) **WIRE ANIMAL CONTAINMENT SYSTEM**

(75) Inventors: **Brad Cantwell**, Muncie, IN (US);
Michael E. Greene, Muncie, IN (US);
Terrance L. Jones, Muncie, IN (US);
Stew Kerr, Muncie, IN (US)

(73) Assignee: **Mid-West Metal Products Co., Inc.**,
Muncie, IN (US)

(**) Term: **14 Years**

(21) Appl. No.: **29/402,485**

(22) Filed: **Sep. 23, 2011**

Related U.S. Application Data

(63) Continuation-in-part of application No. 13/014,402,
filed on Jan. 26, 2011.

(51) **LOC (9) Cl.** **30-02**

(52) **U.S. Cl.** **D30/114**

(58) **Field of Classification Search** D30/108-109,
D30/112-118, 158, 160; 119/28.5, 416,
119/421, 452, 474-475, 497-498, 428, 462-463,
119/482, 702-703, 706-707

See application file for complete search history.

(56) **References Cited**

U.S. PATENT DOCUMENTS

D357,558	S *	4/1995	Johnson	D30/114
5,549,073	A *	8/1996	Askins et al.	119/474
D427,730	S *	7/2000	Powers et al.	D30/114
6,192,834	B1 *	2/2001	Kolozsvari	119/498
6,460,486	B1 *	10/2002	Powers et al.	119/452
6,681,720	B1 *	1/2004	Skurdalsvold et al.	119/474

6,832,580	B2 *	12/2004	Marchioro	119/452
6,883,463	B2 *	4/2005	Link	119/474
7,721,678	B2 *	5/2010	Jakubowski et al.	119/474
7,918,188	B1 *	4/2011	Harper	119/481
D652,998	S *	1/2012	Cantwell et al.	D30/114
D652,999	S *	1/2012	Jakubowski et al.	D30/114
D653,405	S *	1/2012	Cantwell et al.	D30/114
D653,814	S *	2/2012	Cantwell et al.	D30/114

OTHER PUBLICATIONS

<http://www.midwesthomes4pets.com/category/default.aspx?maincatid=1&subcat=1&submenu=0&catid=172>; Ovation Single Door Crate with Up & Away Door; Copyright 2006.*
Pet Gear Inc.; "Travel Lite Steel Crates"; www.petgearinc.com/product_13_info.asp?id=189; Pub.2011 ("Pet Gear Inc." publication); pp. 1-2, USA.

* cited by examiner

Primary Examiner — Cathy A MacCormac

(74) *Attorney, Agent, or Firm* — Taft, Stettinius & Hollister LLP; Stephen Rost, Esq.

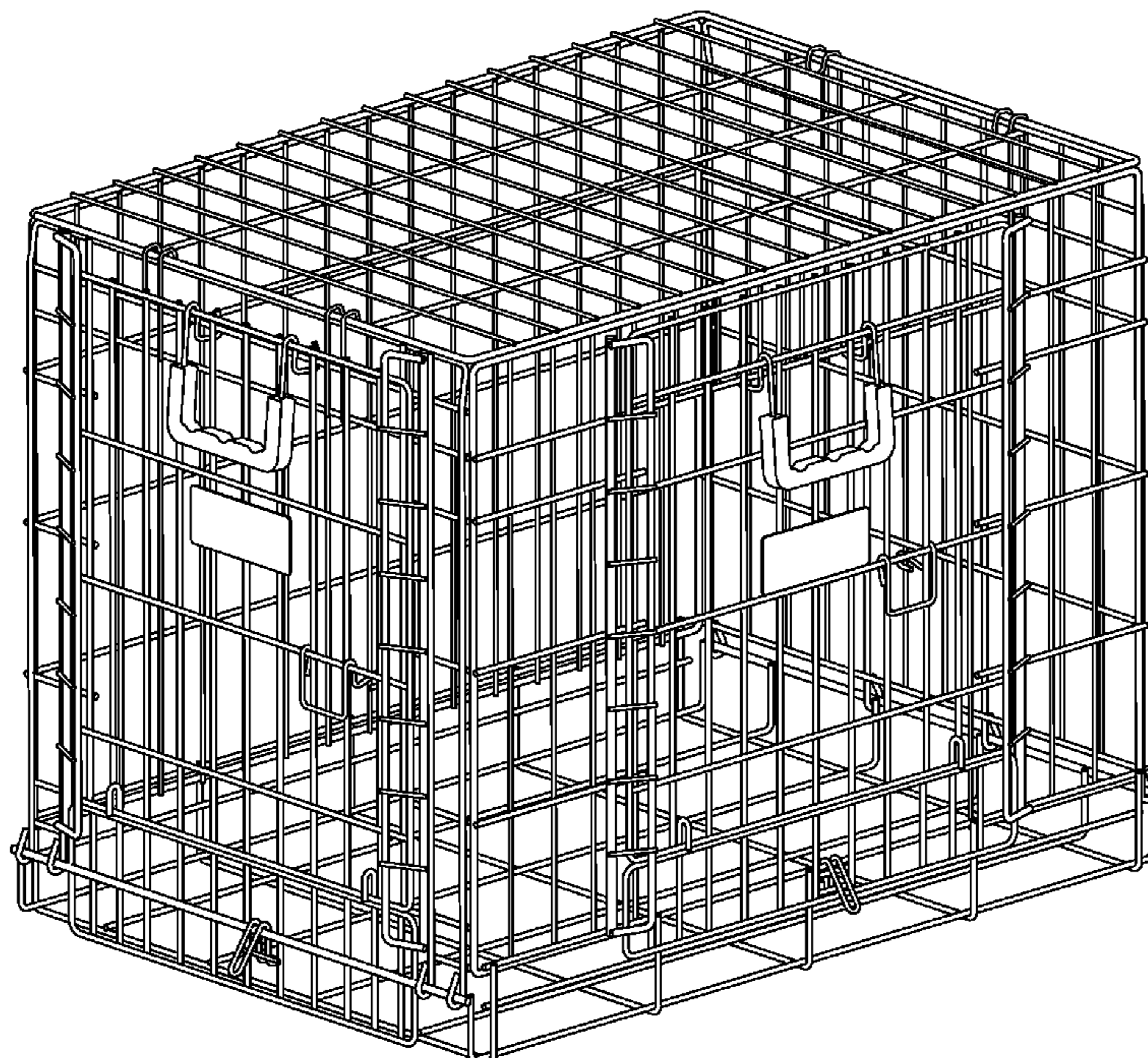
(57) **CLAIM**

The ornamental design for a wire animal containment system, as shown and described.

DESCRIPTION

FIG. 1 is a perspective view of a wire cage for containing an animal that illustrates the novel design;
FIG. 2 is a top view thereof;
FIG. 3 is a left side elevational view thereof;
FIG. 4 is a right side elevational view thereof;
FIG. 5 is a bottom view thereof;
FIG. 6 is a front view thereof; and,
FIG. 7 is a back view thereof.

1 Claim, 7 Drawing Sheets



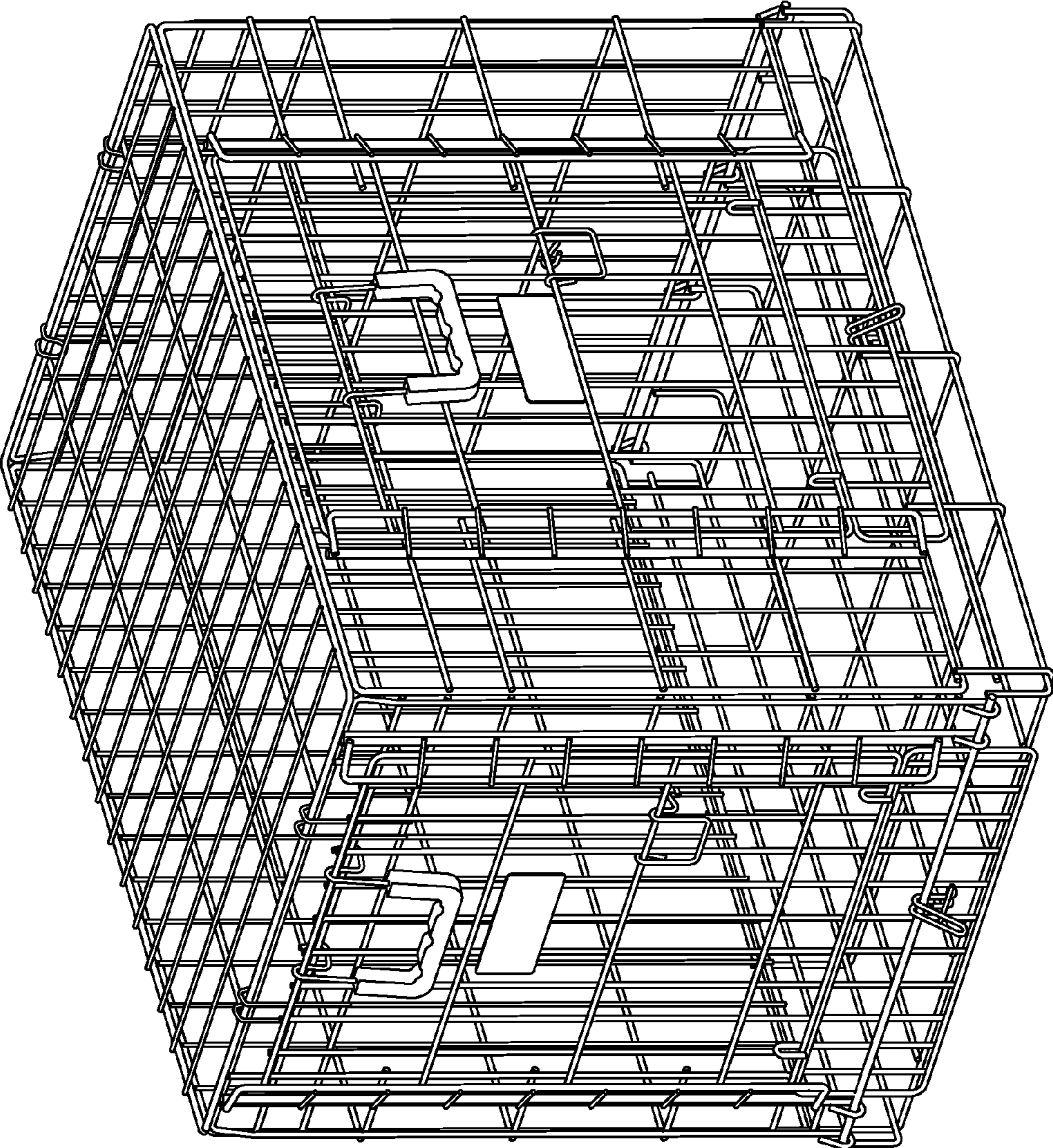


FIGURE 1




FIGURE 2

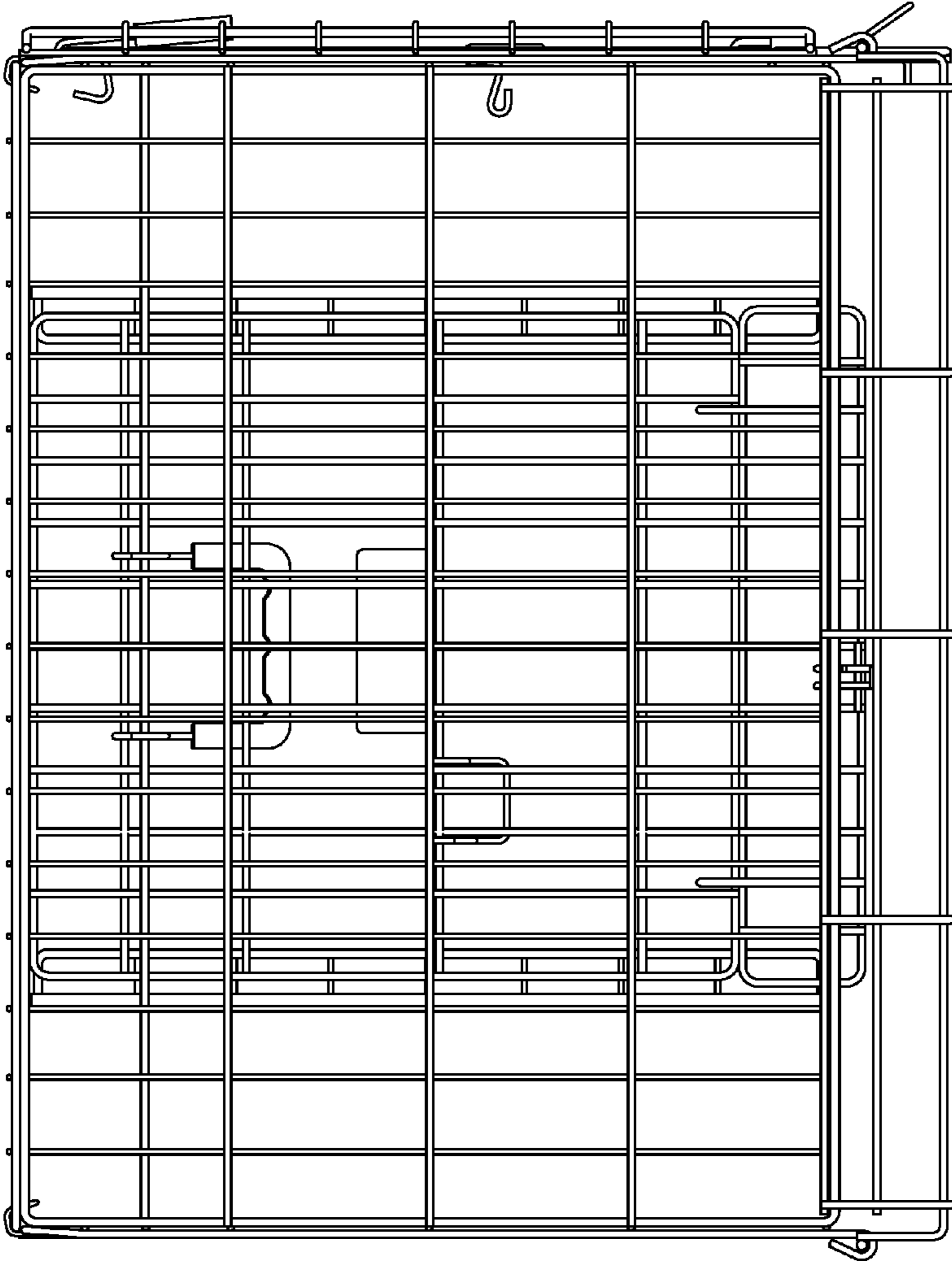


FIGURE 3

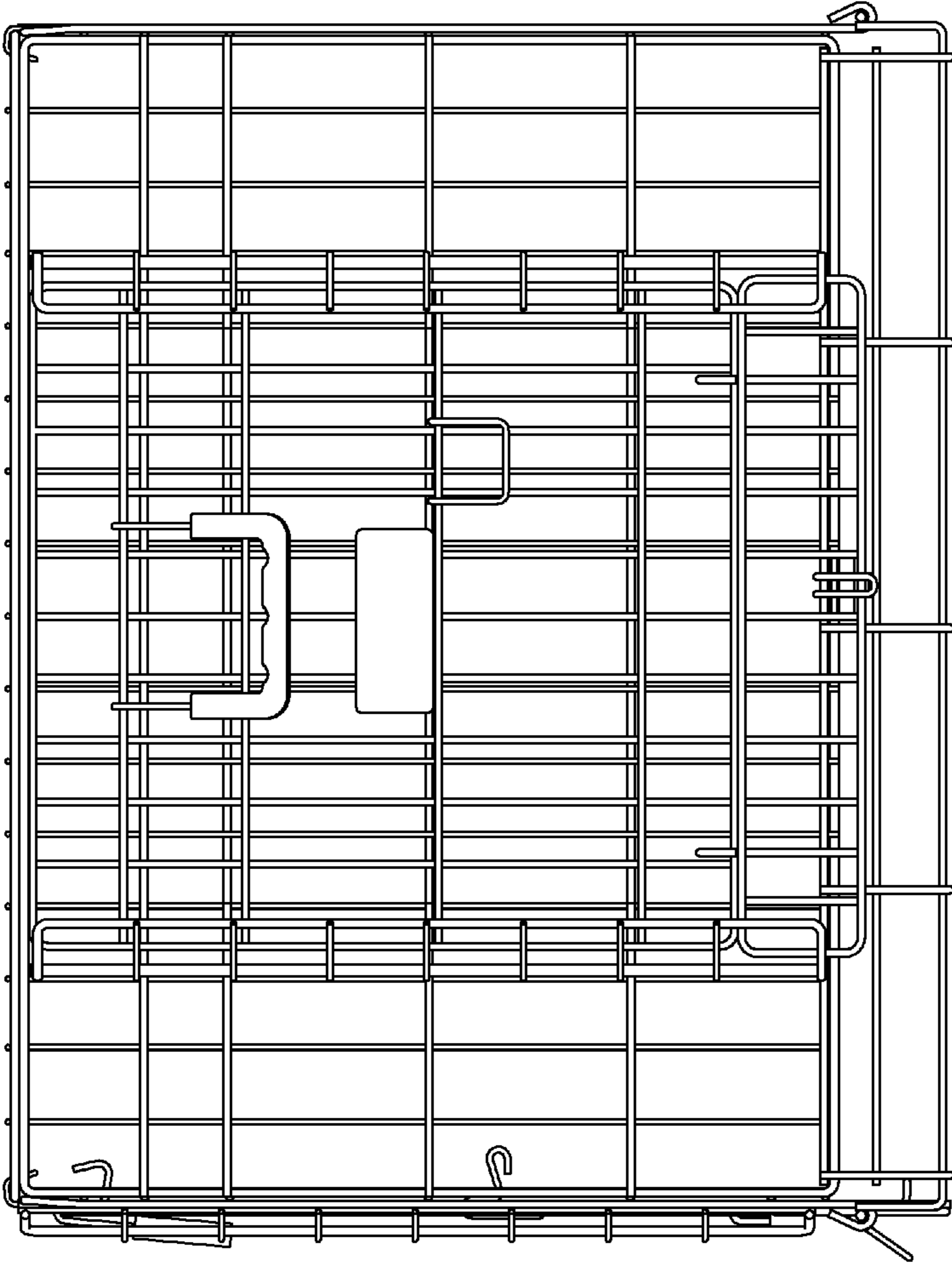


FIGURE 4

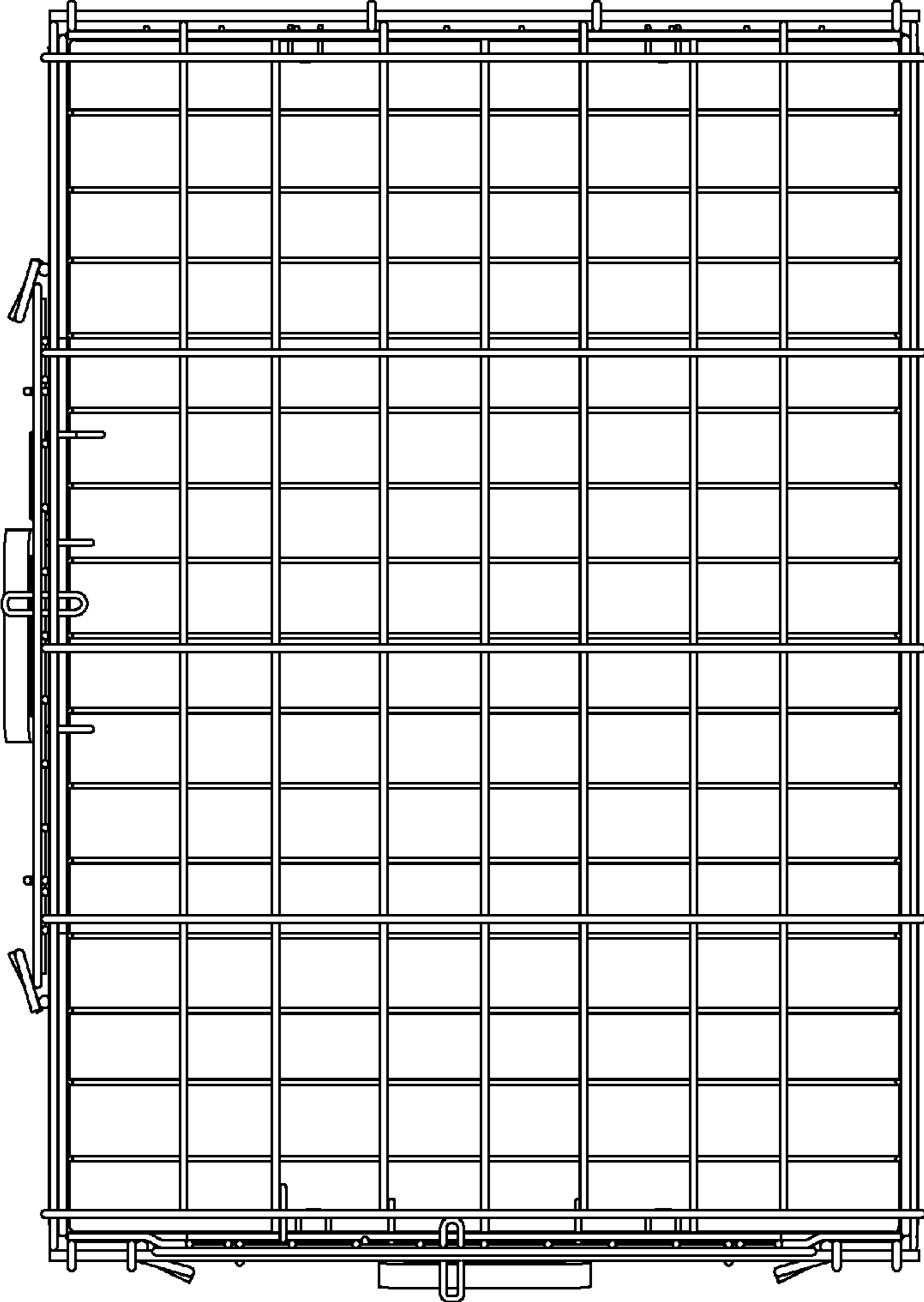


FIGURE 5

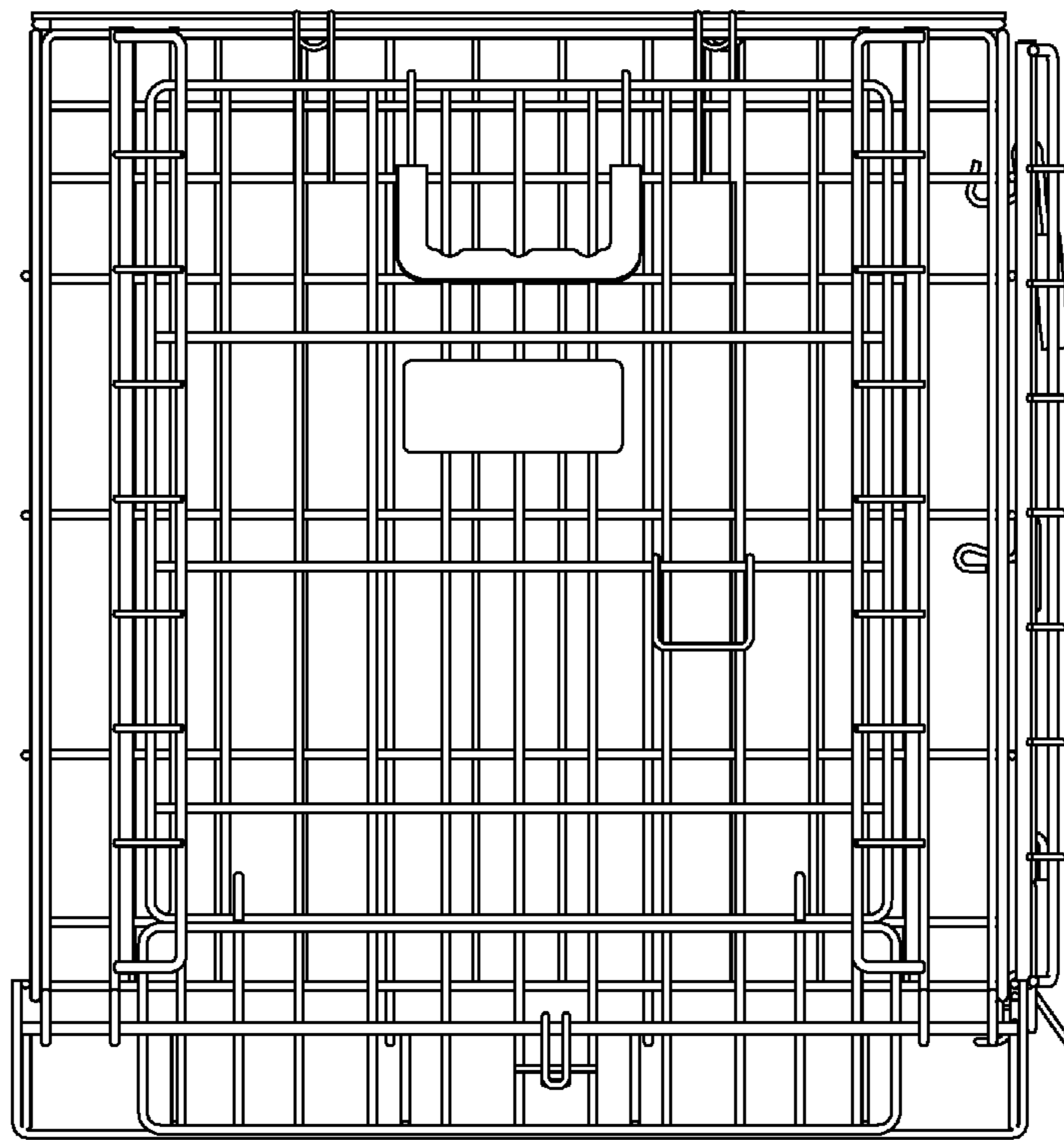


FIGURE 6

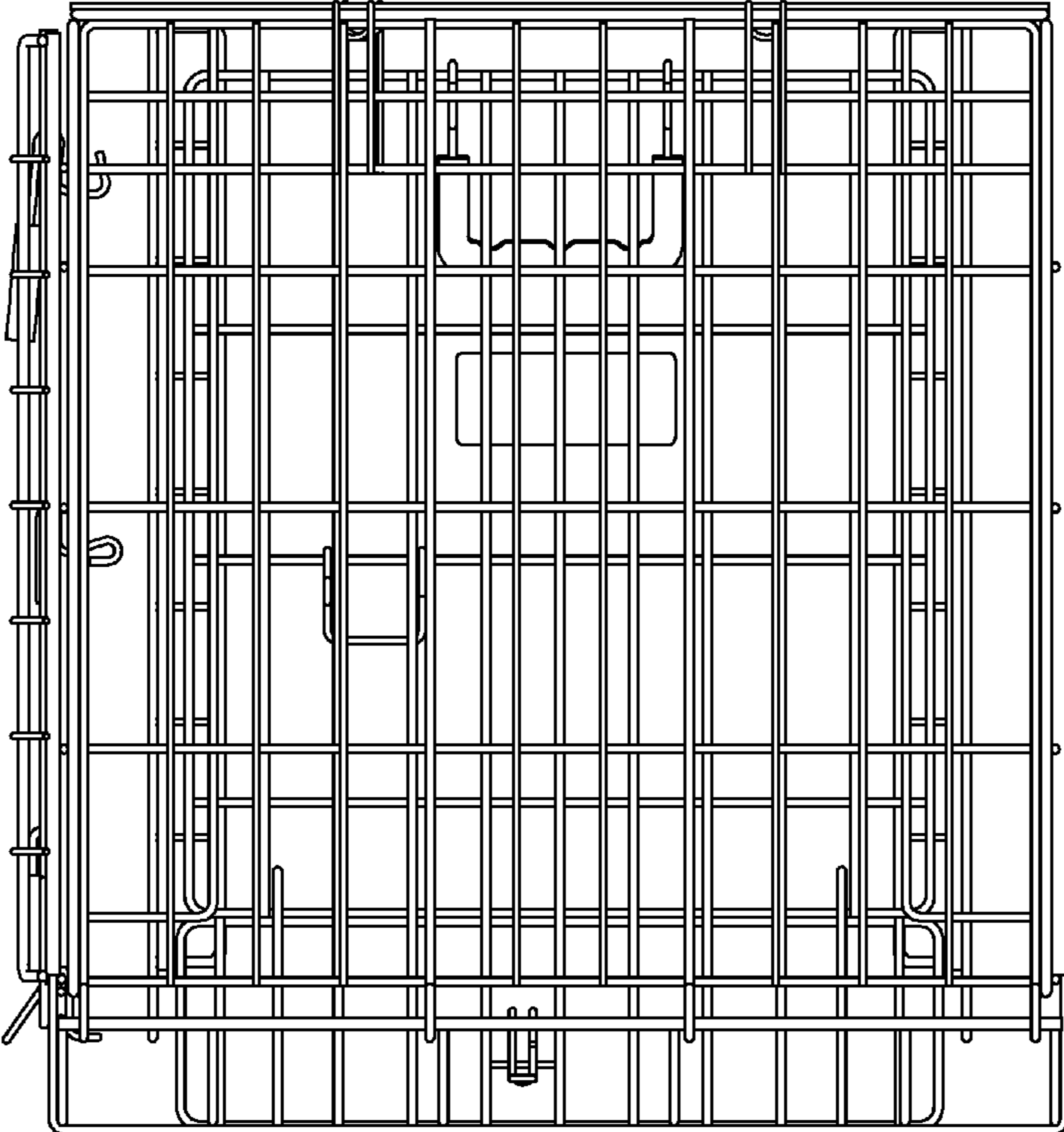


FIGURE 7