



US00D673735S

(12) **United States Design Patent**
JianZhong et al.

(10) **Patent No.:** **US D673,735 S**
(45) **Date of Patent:** **** Jan. 1, 2013**

(54) **DISPOSABLE GLOVE**
(75) Inventors: **Di JianZhong**, ZhangJiaGang (CN);
Robert Temkin, Bedford Hills, NY (US)
(73) Assignee: **Robert Temkin Associates, Inc.**,
Bedford Hills, NY (US)

5,869,072 A * 2/1999 Berry 424/402
6,039,829 A * 3/2000 French 156/251
6,253,383 B1 * 7/2001 Mallernee et al. 2/161.7
6,272,687 B1 * 8/2001 Cunningham 2/161.7
6,298,491 B1 * 10/2001 Blustin et al. 2/163
6,360,373 B1 * 3/2002 Rehn et al. 2/161.6
6,497,340 B2 * 12/2002 Grinberg 221/45
6,578,729 B2 * 6/2003 Grinberg 221/26

(Continued)

(**) Term: **14 Years**

(21) Appl. No.: **29/400,677**

(22) Filed: **Aug. 31, 2011**

(51) **LOC (9) Cl.** **29-02**

(52) **U.S. Cl.** **D29/117.1**

(58) **Field of Classification Search** D2/610,
D2/614, 615, 616, 617, 618, 619, 620, 621,
D2/622, 623; D21/400, 807; D28/63; D29/113,
D29/114, 116.2, 117.1, 117.2, 120.1, 122,
D29/123; D32/40, 41, 42, 43; 2/16, 20,
2/21, 158, 159, 160, 162, 161.1, 161.2, 161.3,
2/161.4, 161.5, 161.6, 161.7, 161.8, 167,
2/168, 169, 170; 15/104.94, 227

See application file for complete search history.

(56) **References Cited**

U.S. PATENT DOCUMENTS

1,008,117 A * 11/1911 Copeland et al. 441/57
3,178,725 A * 4/1965 Ross 2/167
3,191,187 A * 6/1965 Comer et al. 2/167
3,235,881 A * 2/1966 Chisholm 2/167
3,681,784 A * 8/1972 Lindley
4,476,588 A * 10/1984 Long 2/169
4,660,228 A * 4/1987 Ogawa et al. 2/167
4,783,857 A * 11/1988 Suzuki et al. 2/167
4,847,918 A * 7/1989 Sturm 2/161.6
4,937,881 A * 7/1990 Heise 2/16
5,644,798 A * 7/1997 Shah 2/167
5,655,226 A * 8/1997 Williams 2/239

FOREIGN PATENT DOCUMENTS

CN 85300133 * 11/1985

(Continued)

Primary Examiner — Karen E Eldridge Powers

(74) *Attorney, Agent, or Firm* — Seth Natter; Natter & Natter

(57) **CLAIM**

The ornamental design for a disposable glove, as shown and described.

DESCRIPTION

FIG. 1 is a top plan view of a disposable glove showing their new design; the bottom view being a mirror image thereof; FIG. 2 is a top plan view of a first alternate embodiment of the disposable glove; the bottom view being a mirror image thereof;


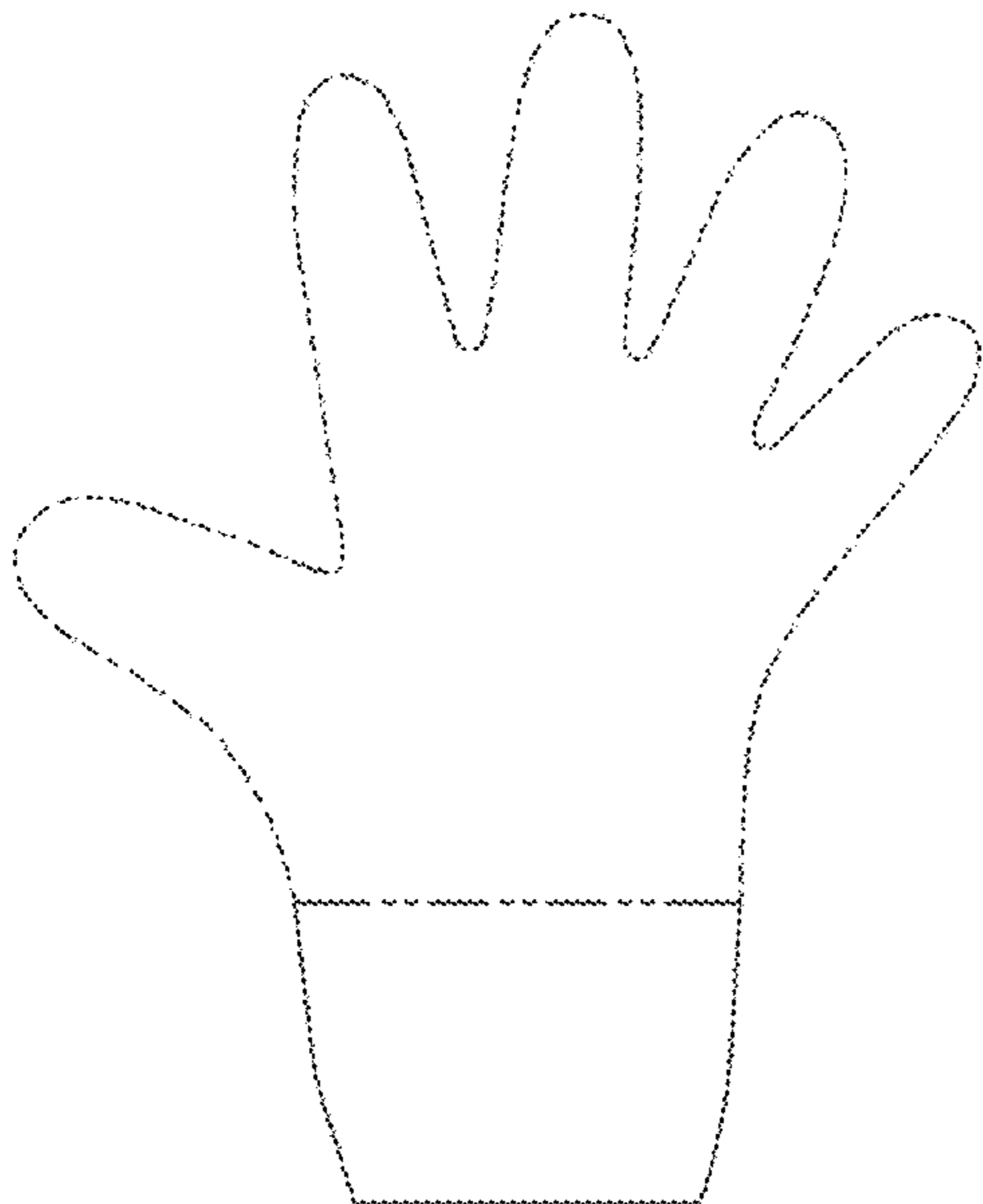
FIG. 3 is a top plan view of a second alternate embodiment; the bottom view being a mirror image thereof; and, FIG. 4 is a top plan view of a third alternate embodiment; the bottom view being a mirror image thereof.

The thickness of the disposable glove forms no part of the claimed design.

The broken lines indicate unclaimed portions of the disposable glove.

The long-short-short broken lines in the drawings which define the bounds of the claimed design form no part thereof.

1 Claim, 4 Drawing Sheets



US D673,735 S

Page 2

U.S. PATENT DOCUMENTS

6,662,377 B2 * 12/2003 Williams 2/239
6,708,840 B2 * 3/2004 Grinberg 221/34
6,955,276 B2 * 10/2005 Grinberg 221/34
D549,399 S * 8/2007 Davis D29/117.1
7,895,768 B2 * 3/2011 Vossoughi et al. 34/60
8,092,008 B2 * 1/2012 Goldschmiedt 351/122
D654,635 S * 2/2012 Reaux D29/117.1
2005/0204452 A1 * 9/2005 Yung 2/167

2009/0293175 A1 * 12/2009 Cox 2/161.8
2012/0066810 A1 * 3/2012 Marcus 2/16
2012/0079642 A1 * 4/2012 Goldschmedt 2/167
2012/0124711 A1 * 5/2012 Tuttle 2/16

FOREIGN PATENT DOCUMENTS

JP D1188365 * 10/2003

* cited by examiner

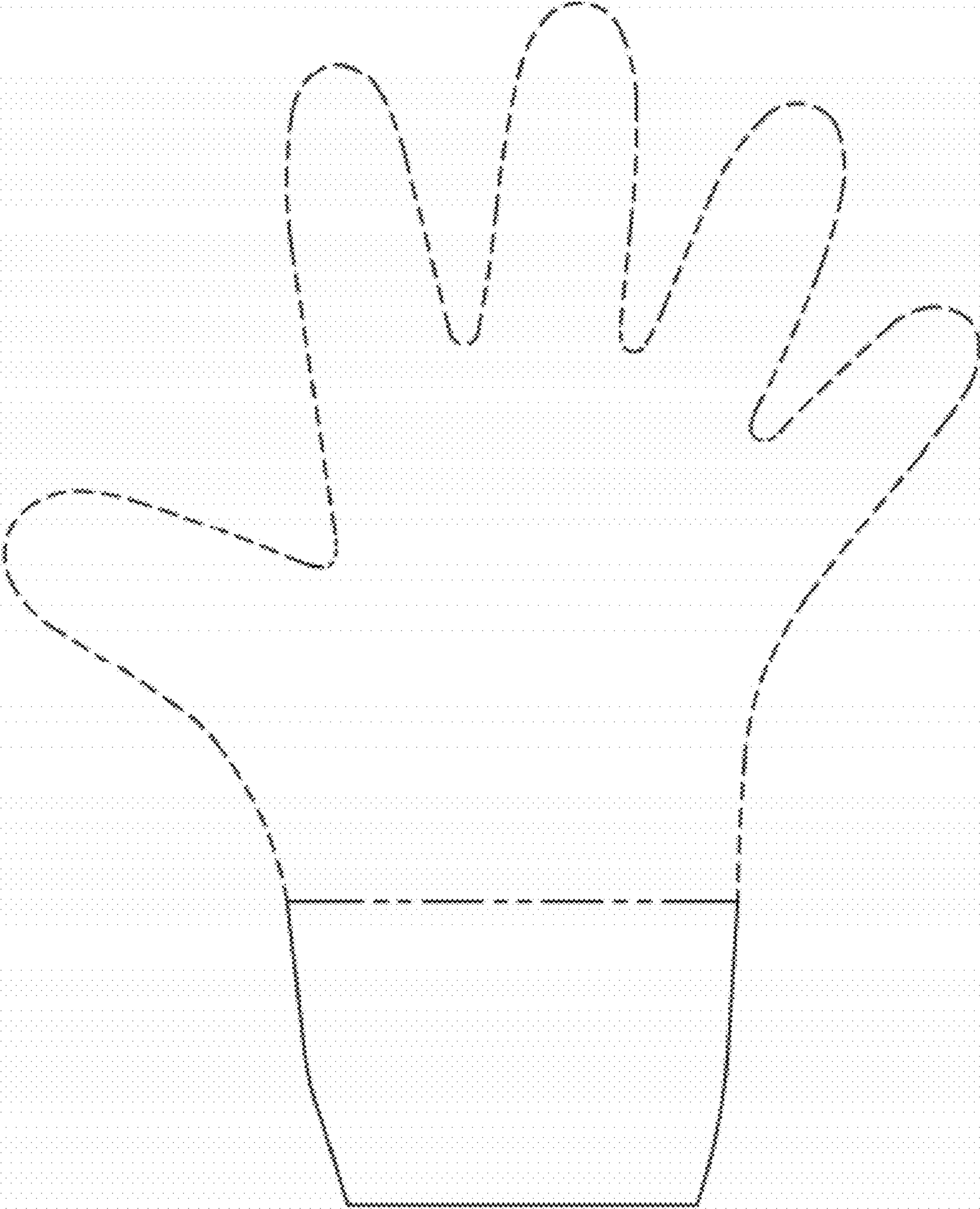


Fig. 1

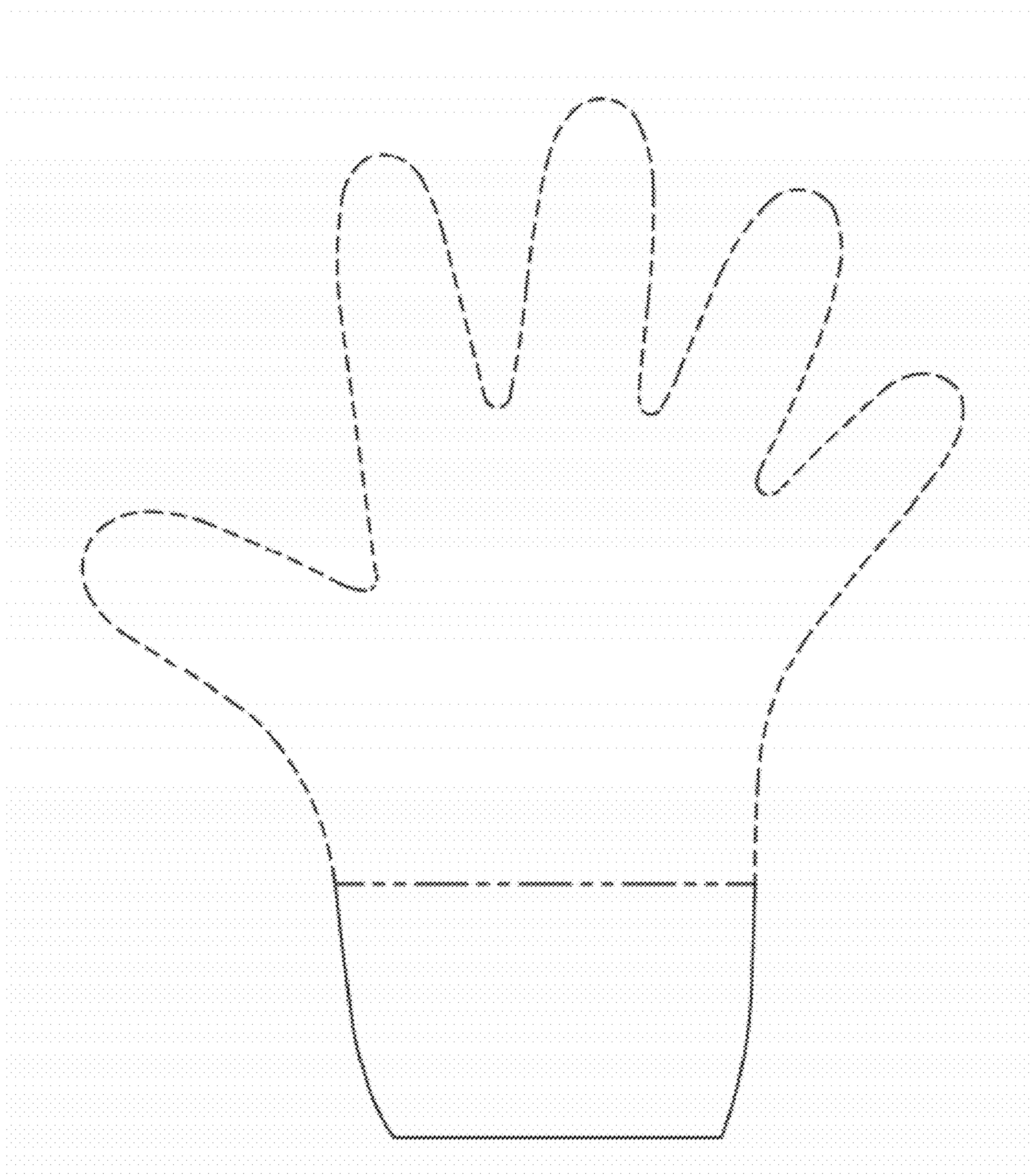


Fig. 2




Fig. 3




Fig. 4