



US00D673733S

(12) **United States Design Patent**  
**Webb**

(10) **Patent No.:** **US D673,733 S**  
(45) **Date of Patent:** **\*\* Jan. 1, 2013**

(54) **NAIL CLIPPER CLIPPING CATCHER**

(76) Inventor: **Jack D. Webb**, Frankfort, KY (US)

(\*\*) Term: **14 Years**

(21) Appl. No.: **29/395,412**

(22) Filed: **Jan. 17, 2012**

(51) **LOC (9) Cl.** ..... **28-03**

(52) **U.S. Cl.** ..... **D28/62**

(58) **Field of Classification Search** ..... D28/60,  
D28/62; 132/73, 75, 75.4, 75.5, 76.5; 30/26–29  
See application file for complete search history.

D519,677 S	4/2006	Ayo-Ariyo	
7,062,855 B2	6/2006	Merheje	
D546,502 S *	7/2007	Lund et al. ....	D28/60
D554,289 S	10/2007	Johnson et al.	
D584,453 S	1/2009	Rollo et al.	
D591,908 S	5/2009	Pacio	
7,575,335 B2	8/2009	Neal et al.	
D625,884 S	10/2010	Ashok et al.	
D634,066 S *	3/2011	Mengri .....	D28/60
7,913,391 B1 *	3/2011	Eul .....	30/28
2004/0200073 A1 *	10/2004	Sakai .....	30/28
2008/0148572 A1 *	6/2008	Samson .....	30/28
2008/0313908 A1 *	12/2008	Han et al. ....	30/28
2011/0061668 A1 *	3/2011	Saenim .....	30/28

\* cited by examiner

*Primary Examiner* — Jennifer Rivard

(74) *Attorney, Agent, or Firm* — Carrithers Law Office PLLC

(56) **References Cited**

U.S. PATENT DOCUMENTS

504,601 A	9/1893	Mason	
612,990 A	10/1898	Kiefaber	
1,809,556 A	6/1931	Jolidon	
2,515,852 A	7/1950	Bilsky	
D192,590 S	4/1962	Leopoldi	
3,744,131 A	7/1973	Manes	
3,943,948 A	3/1976	Sartore	
4,574,475 A	3/1986	Lee	
4,644,644 A	2/1987	Elsholz	
4,996,771 A	3/1991	Williams	
D347,296 S	5/1994	Adelman	
5,392,518 A	2/1995	Means	
5,546,658 A	8/1996	MacLeod et al.	
5,570,509 A	11/1996	Killian	
5,632,288 A *	5/1997	Webb .....	132/75.5
5,704,125 A	1/1998	Lee	
5,832,610 A *	11/1998	Chaplick .....	30/28
6,220,251 B1	4/2001	Jeong et al.	
D446,352 S	8/2001	Grayson	
D498,333 S	11/2004	Di Bitonto et al.	
D506,289 S	6/2005	Moncayo	

(57) **CLAIM**

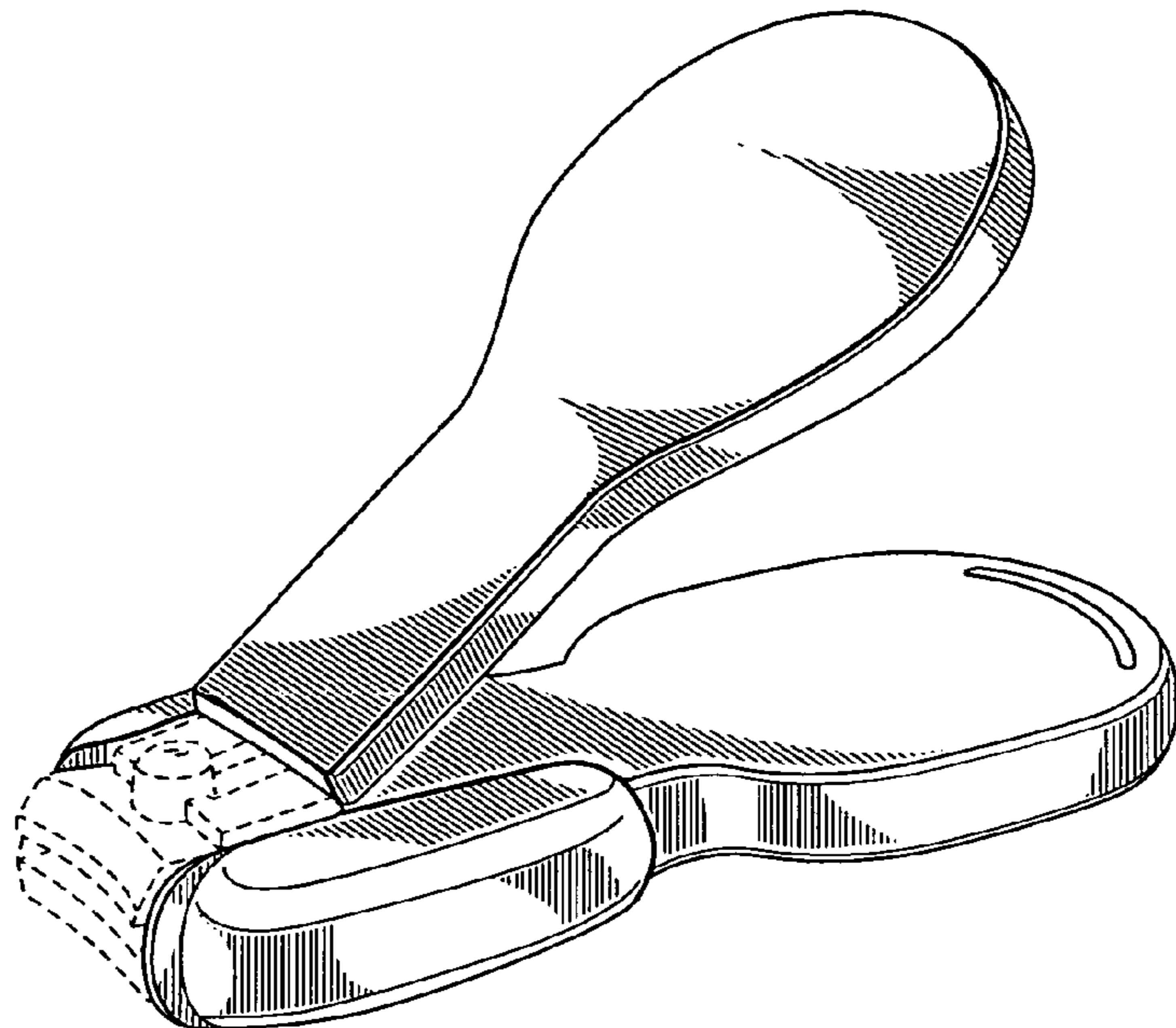
The ornamental design for a nail clipper clippings catcher, as shown and described.

**DESCRIPTION**

FIG. 1 is a perspective view of the nail clipper clippings catcher showing my new design; FIG. 2 is a top view thereof; FIG. 3 is a bottom view thereof; FIG. 4 is a left side view thereof; FIG. 5 is a right side view thereof; FIG. 6 is a front view thereof; and, FIG. 7 is a rear top view thereof.

The broken line illustration of unclaimed portions of the nail clipper clippings catcher forms no part of the claimed design.

**1 Claim, 2 Drawing Sheets**



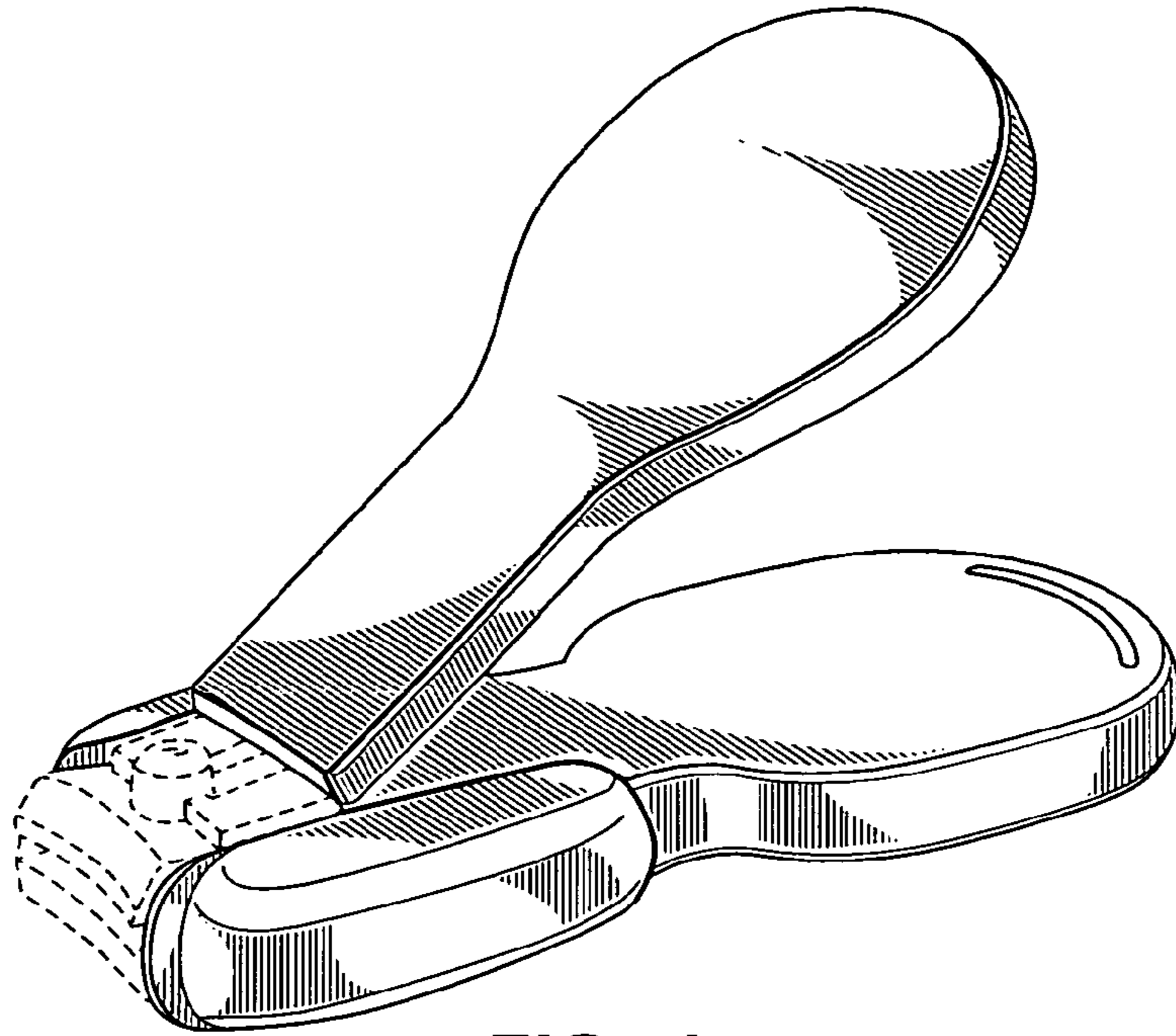


FIG. 1

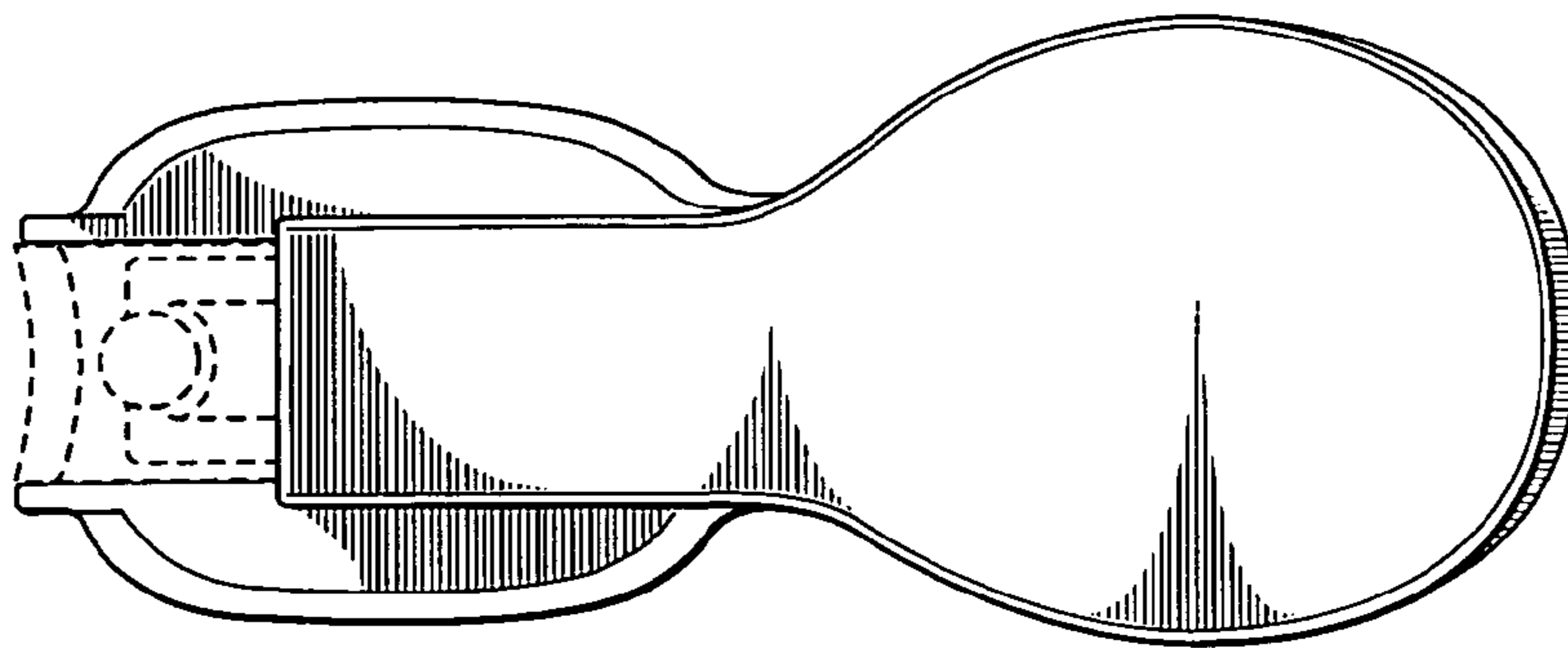


FIG. 2

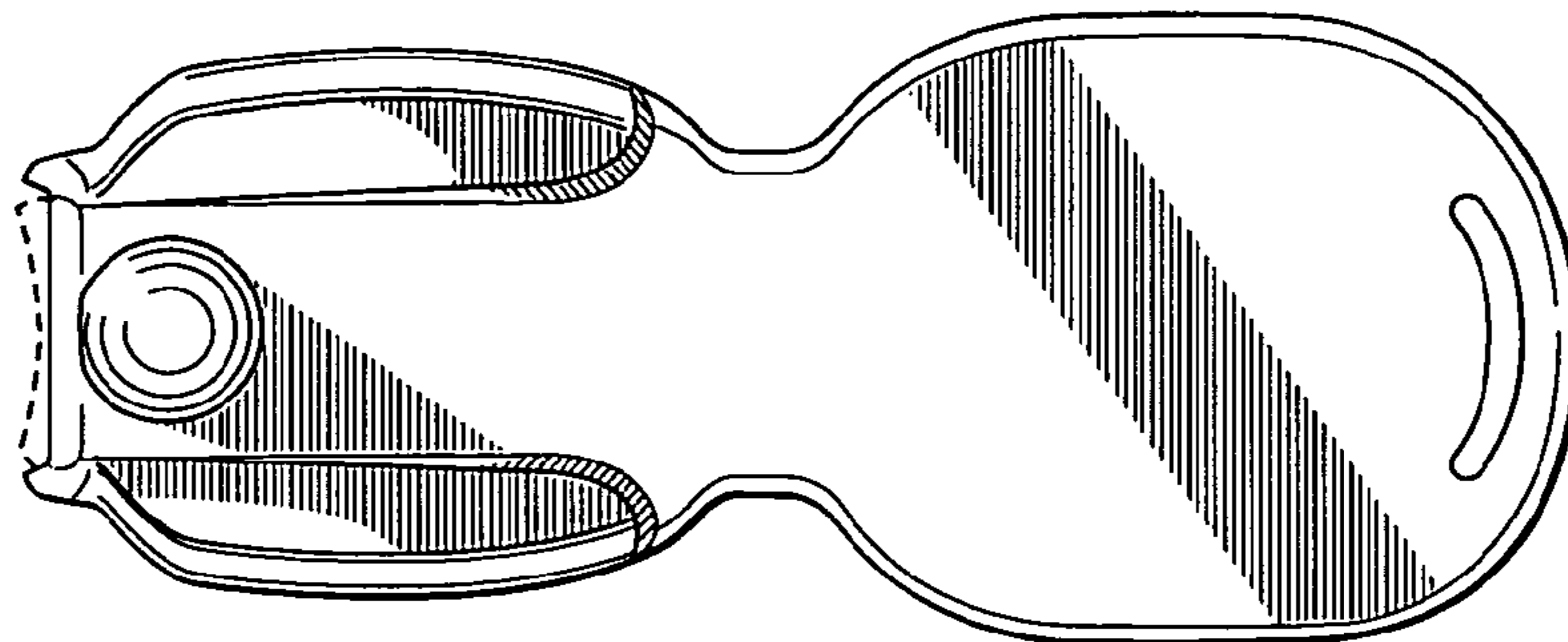


FIG. 3

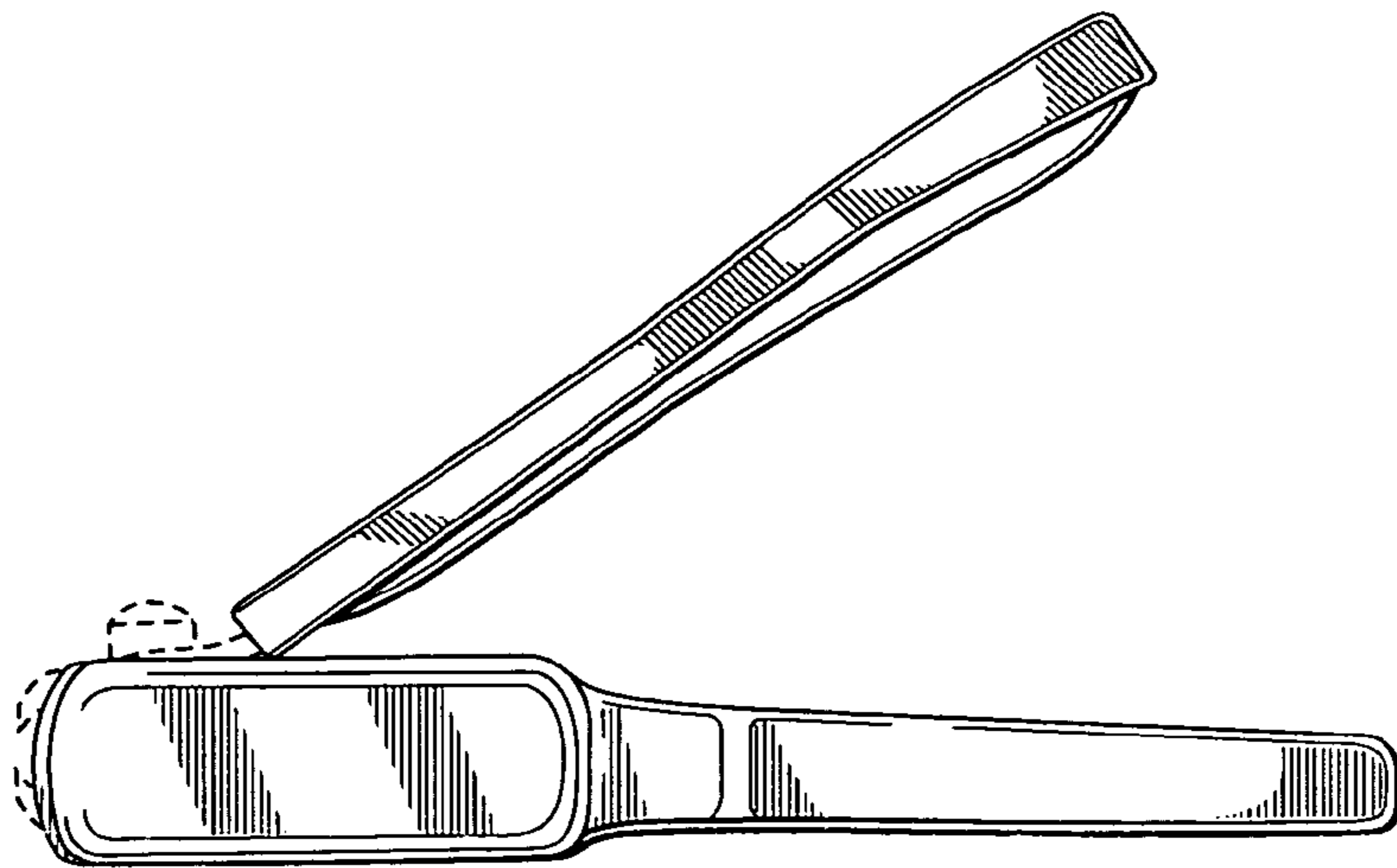


FIG. 4

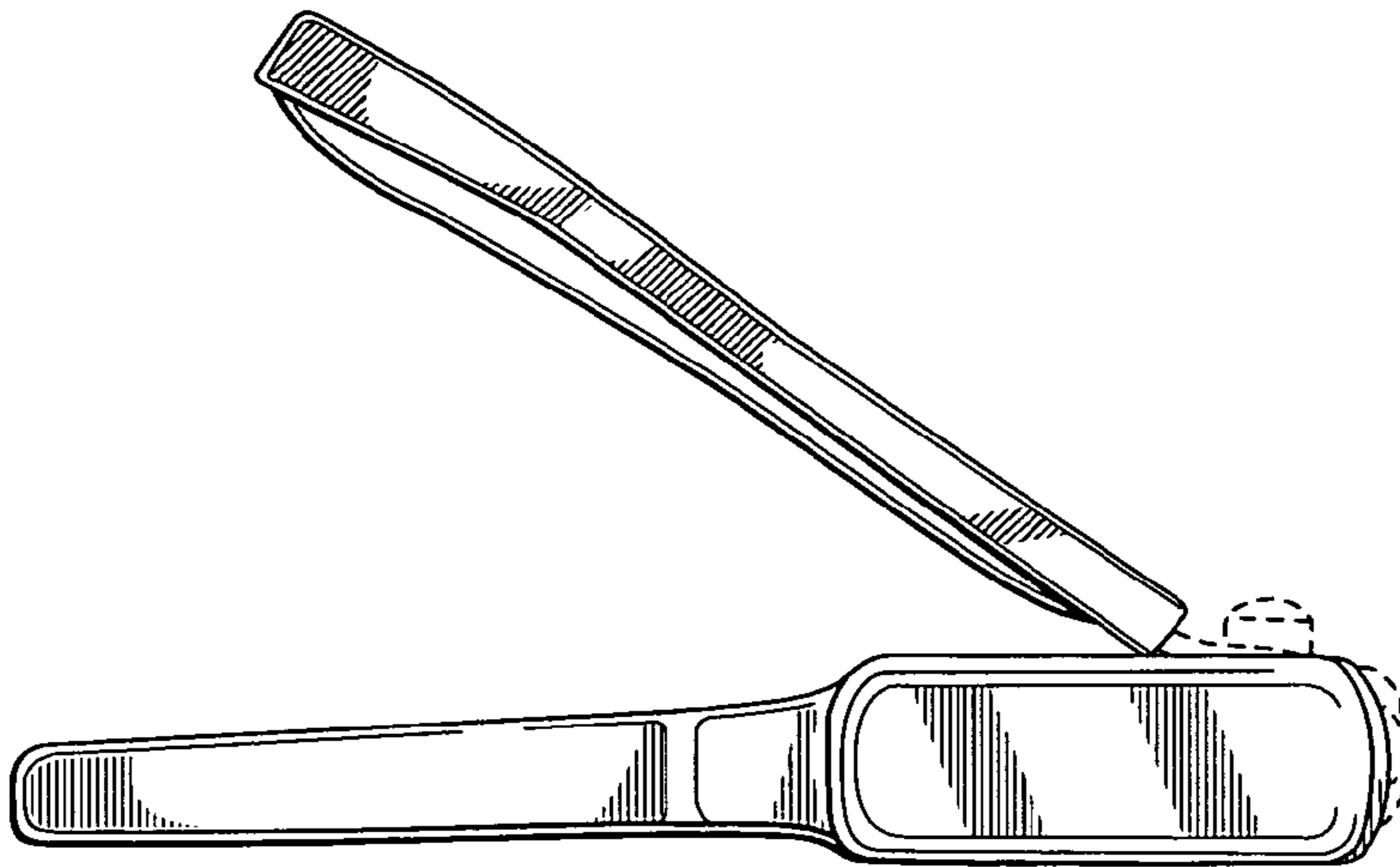


FIG. 5




FIG. 6

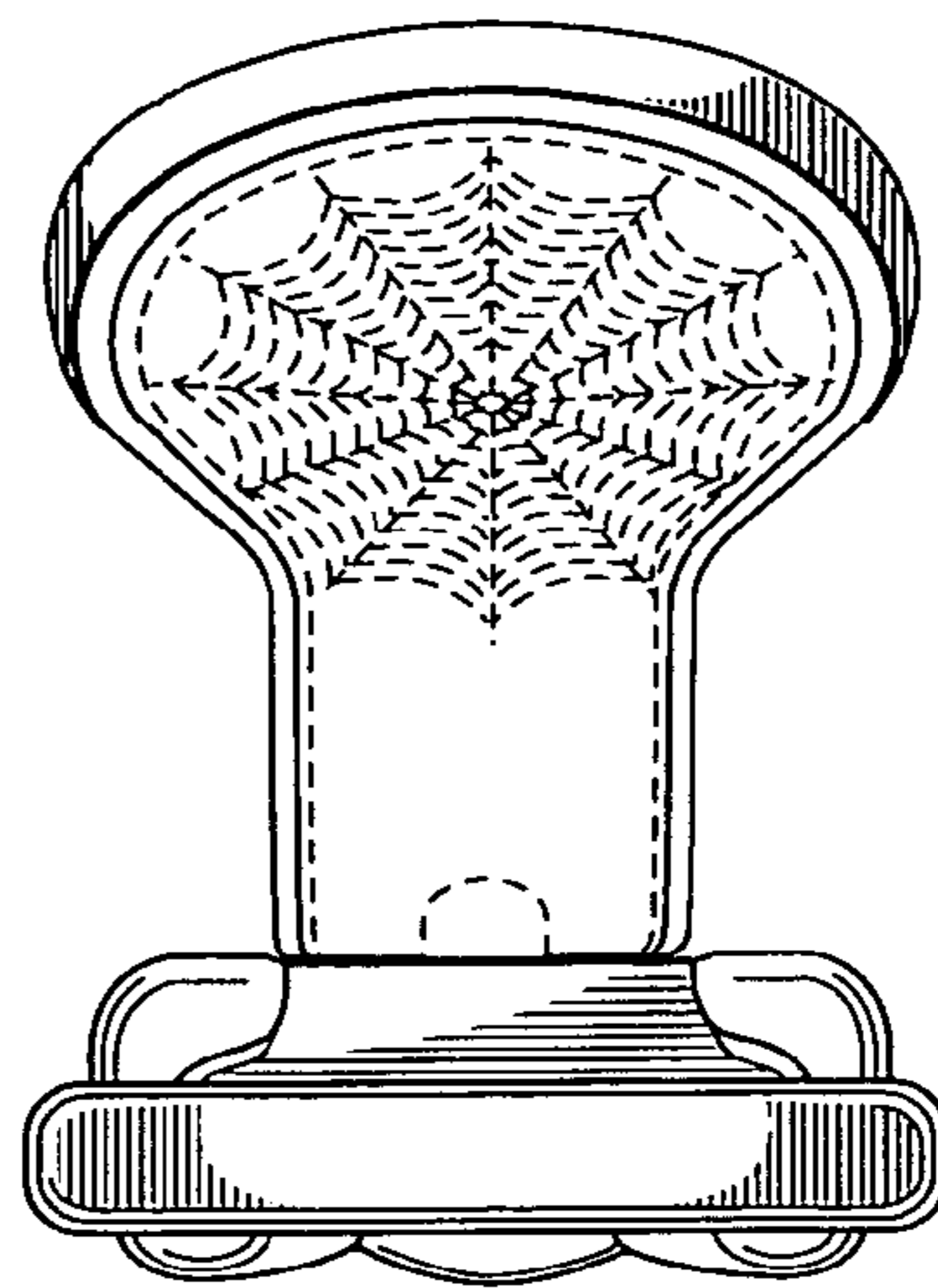


FIG. 7