



US00D673732S

(12) **United States Design Patent**
Remy et al.

(10) **Patent No.:** **US D673,732 S**
(45) **Date of Patent:** **** Jan. 1, 2013**

(54) **TWEEZERS**

(75) Inventors: **Veronique Remy**, New York, NY (US);
Nicole Sokol, New York, NY (US);
Krystyne M. Biser, Brooklyn, NY (US);
Mariana Lee, Brooklyn, NY (US)

(73) Assignee: **Revlon Consumer Products Corporation**, New York, NY (US)

(**) Term: **14 Years**

(21) Appl. No.: **29/384,054**

(22) Filed: **Jan. 26, 2011**

(51) **LOC (9) Cl.** **28-03**

(52) **U.S. Cl.** **D28/55**

(58) **Field of Classification Search** D28/55;
D24/143; 606/210-211; 294/99.4

See application file for complete search history.

(56) **References Cited**

U.S. PATENT DOCUMENTS

D89,315 S * 2/1933 Segal D28/55
2,406,393 A * 8/1946 Neugass 606/133

D515,742 S * 2/2006 Anderson et al. D28/55
D559,458 S * 1/2008 Garland et al. D28/55
2008/0077177 A1* 3/2008 Goldin 606/210

* cited by examiner

Primary Examiner — Jennifer Rivard

(74) *Attorney, Agent, or Firm* — Revlon Consumer Products Corporation

(57) **CLAIM**

The ornamental design for a tweezer, as shown and described.

DESCRIPTION

FIG. 1 is a front perspective view of a tweezer showing our new design;

FIG. 2 is a side elevation view of a tweezer, the opposite side being a mirror image thereof;

FIG. 3 is a top plan view of a tweezer;

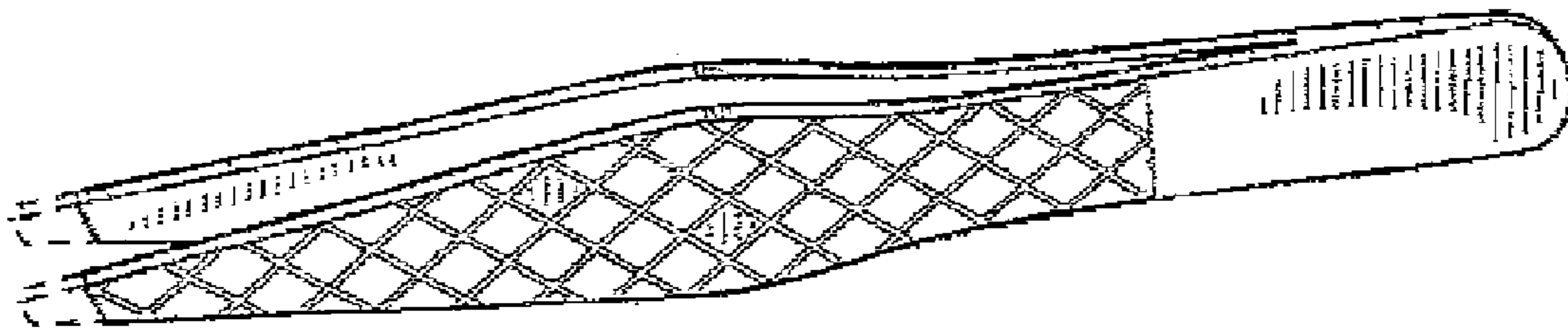
FIG. 4 is a bottom plan view of a tweezer;

FIG. 5 is a rear view of a tweezer; and,

FIG. 6 is a front view of a tweezer.

The broken lines illustrating the tip of a tweezer form no part of the claimed design.

1 Claim, 1 Drawing Sheet



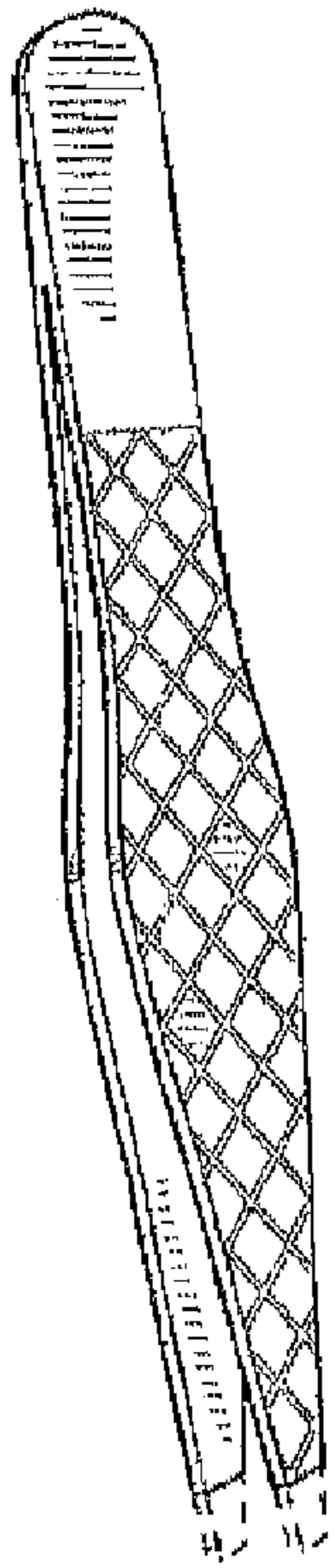


FIG. 1

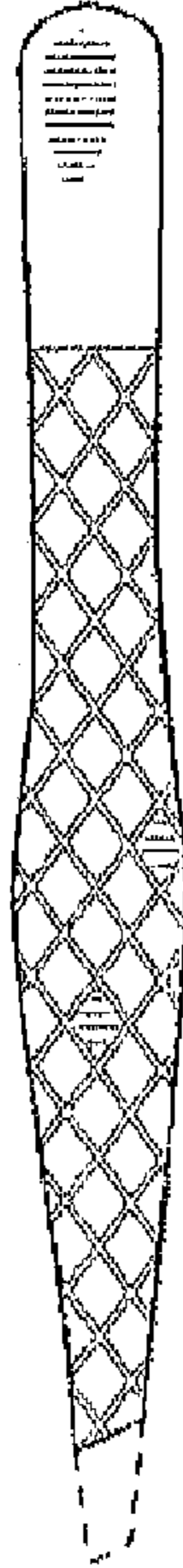


FIG. 2

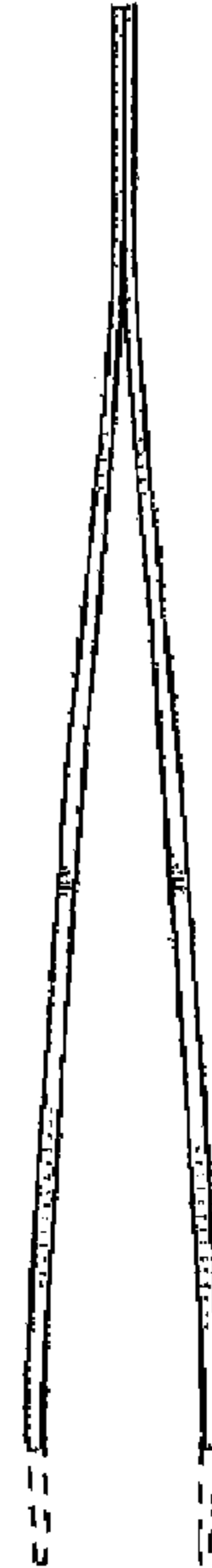


FIG. 3

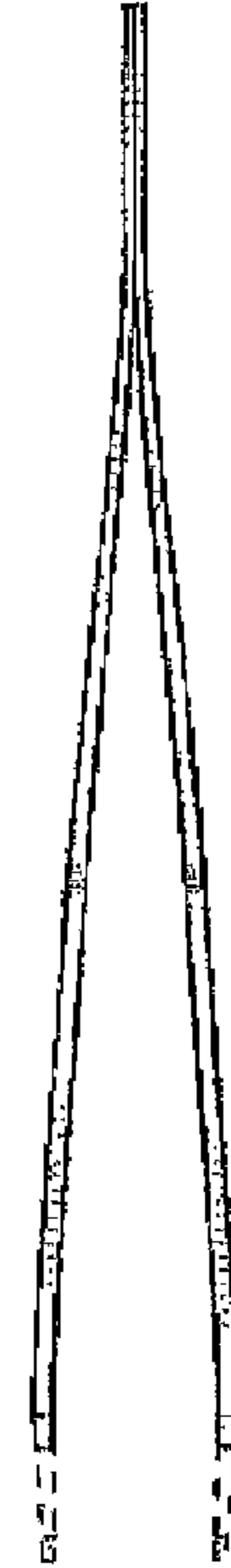


FIG. 4

FIG. 5



FIG. 6

