



US00D673728S

(12) **United States Design Patent**  
**Cartwright**

(10) **Patent No.:** **US D673,728 S**

(45) **Date of Patent:** **\*\* Jan. 1, 2013**

(54) **FINIAL**

(76) **Inventor:** **Carolyn Cartwright**, New York, NY  
(US)

(\*\*) **Term:** **14 Years**

(21) **Appl. No.:** **29/425,255**

(22) **Filed:** **Jun. 21, 2012**

(51) **LOC (9) Cl.** ..... **26-99**

(52) **U.S. Cl.** ..... **D26/142**

(58) **Field of Classification Search** ..... D26/26,  
D26/118, 154, 155, 156, 145, 138, 139, 140,  
D26/142, 141, 143, 144, 152, 153, 151, 150,  
D26/148, 149, 76, 77, 78, 79, 62, 64, 63,  
D26/65, 66, 67, 71, 72, 2, 113, 119, 120,  
D26/121, 103, 110, 20, 9, 10, 93, 87, 11;  
362/362, 326, 147, 294; D9/500, 543; D11/146,  
D11/155, 154, 153, 152, 121, 125, 131; D8/378,  
D8/312; D23/238, 241, 252  
See application file for complete search history.

(56) **References Cited**

**U.S. PATENT DOCUMENTS**

D110,858 S *	8/1938	Egerton	.....	D21/458
D205,028 S *	6/1966	Greenberg	.....	D8/312
D269,665 S *	7/1983	Lehr	.....	D11/141
D271,241 S *	11/1983	Vrignaud	.....	D26/85
4,637,941 A *	1/1987	Rochte	.....	428/8
D294,012 S *	2/1988	Patricko	.....	D11/128
D304,164 S *	10/1989	Rochte	.....	D11/131
D305,356 S *	1/1990	Delepine	.....	D23/250
5,130,169 A *	7/1992	DeJaynes	.....	428/7
D340,404 S *	10/1993	Prezner	.....	D8/378

D375,605 S *	11/1996	Balish, Jr.	.....	D26/87
D389,041 S *	1/1998	Smiley et al.	.....	D8/378
D391,476 S *	3/1998	Gourlay	.....	D8/376
D392,764 S *	3/1998	Balish, Jr.	.....	D26/110
D395,227 S *	6/1998	Smiley et al.	.....	D8/378
D417,609 S *	12/1999	Englof	.....	D8/378
D429,835 S *	8/2000	Hammar	.....	D26/81
D461,399 S *	8/2002	Kumar	.....	D8/379
D468,044 S *	12/2002	Lam	.....	D26/72
D490,696 S *	6/2004	Calig et al.	.....	D8/378
D492,582 S *	7/2004	Graves et al.	.....	D8/378
D493,703 S *	8/2004	Graves et al.	.....	D8/378
D495,593 S *	9/2004	Graves et al.	.....	D8/378
D498,701 S *	11/2004	Libuda et al.	.....	D11/125
D507,964 S *	8/2005	File et al.	.....	D8/378
D535,776 S *	1/2007	Dolan	.....	D26/84
D536,478 S *	2/2007	McMinn	.....	D26/118
D567,436 S *	4/2008	Bentivoglio et al.	.....	D26/154
D570,613 S *	6/2008	Ricereto	.....	D6/323
D585,151 S *	1/2009	Izardel	.....	D26/60
D586,031 S *	2/2009	Urquiola	.....	D26/105
D605,811 S *	12/2009	Salatto-Rose	.....	D26/94

\* cited by examiner

*Primary Examiner* — Kevin Rudzinski

(57) **CLAIM**

The ornamental design for a finial, as shown and described.

**DESCRIPTION**

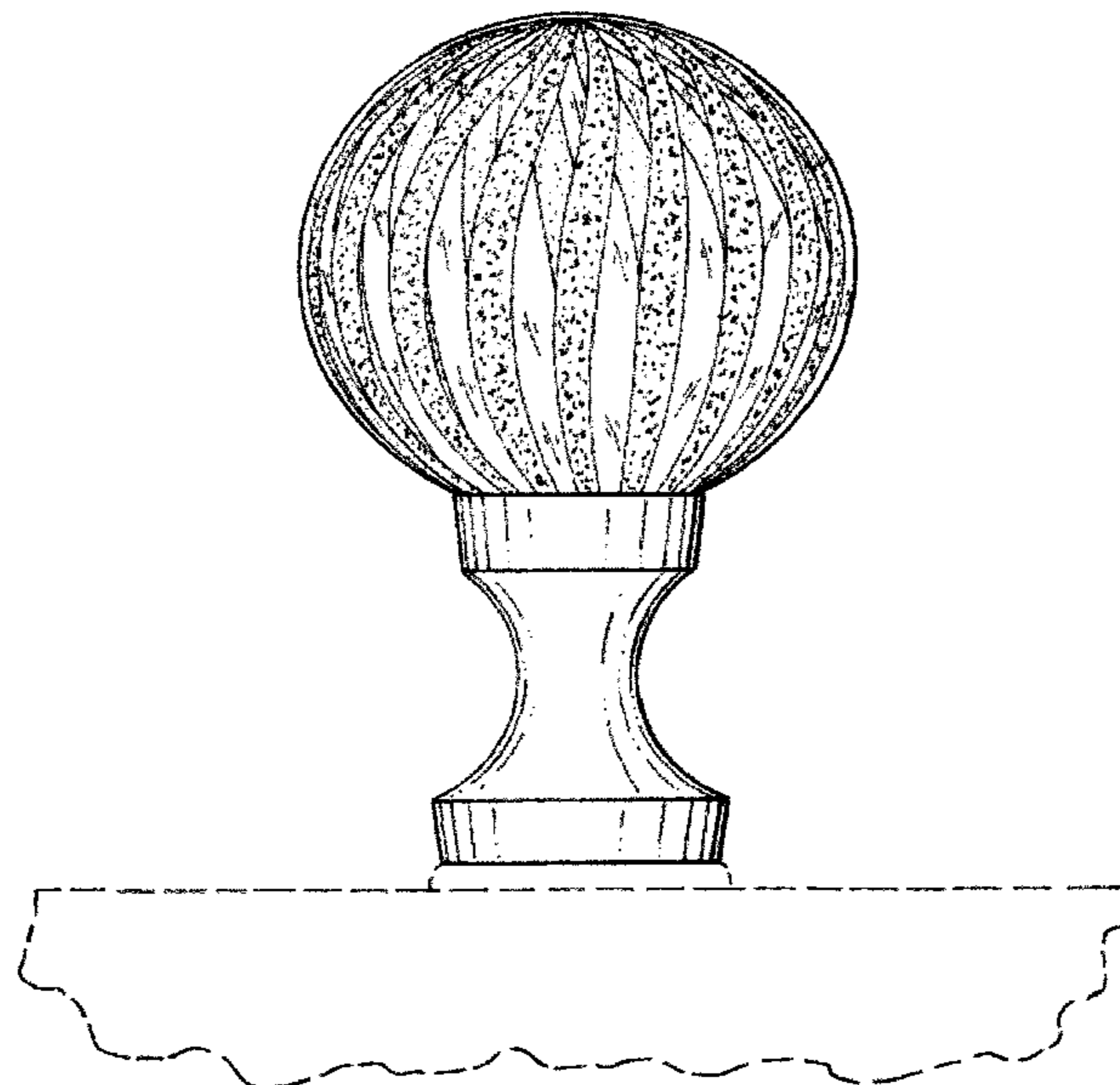
FIG. 1 is a side view of the finial with all sides being the same, the stippling representing a contrasting color.

FIG. 2 is a top view thereof; and,

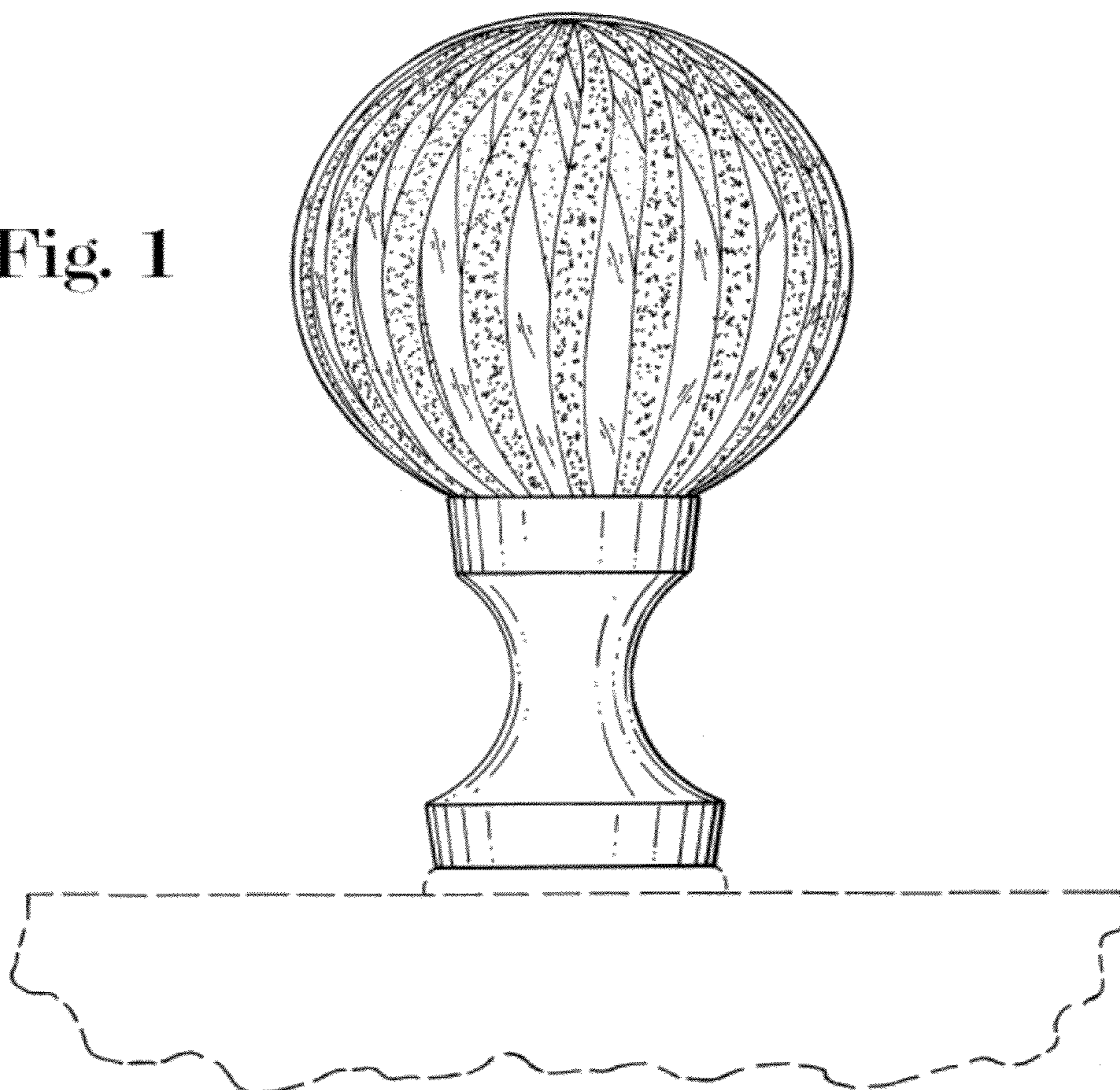
FIG. 3 is a bottom view thereof.

The broken lines represent environment of use and form no part of the claim.

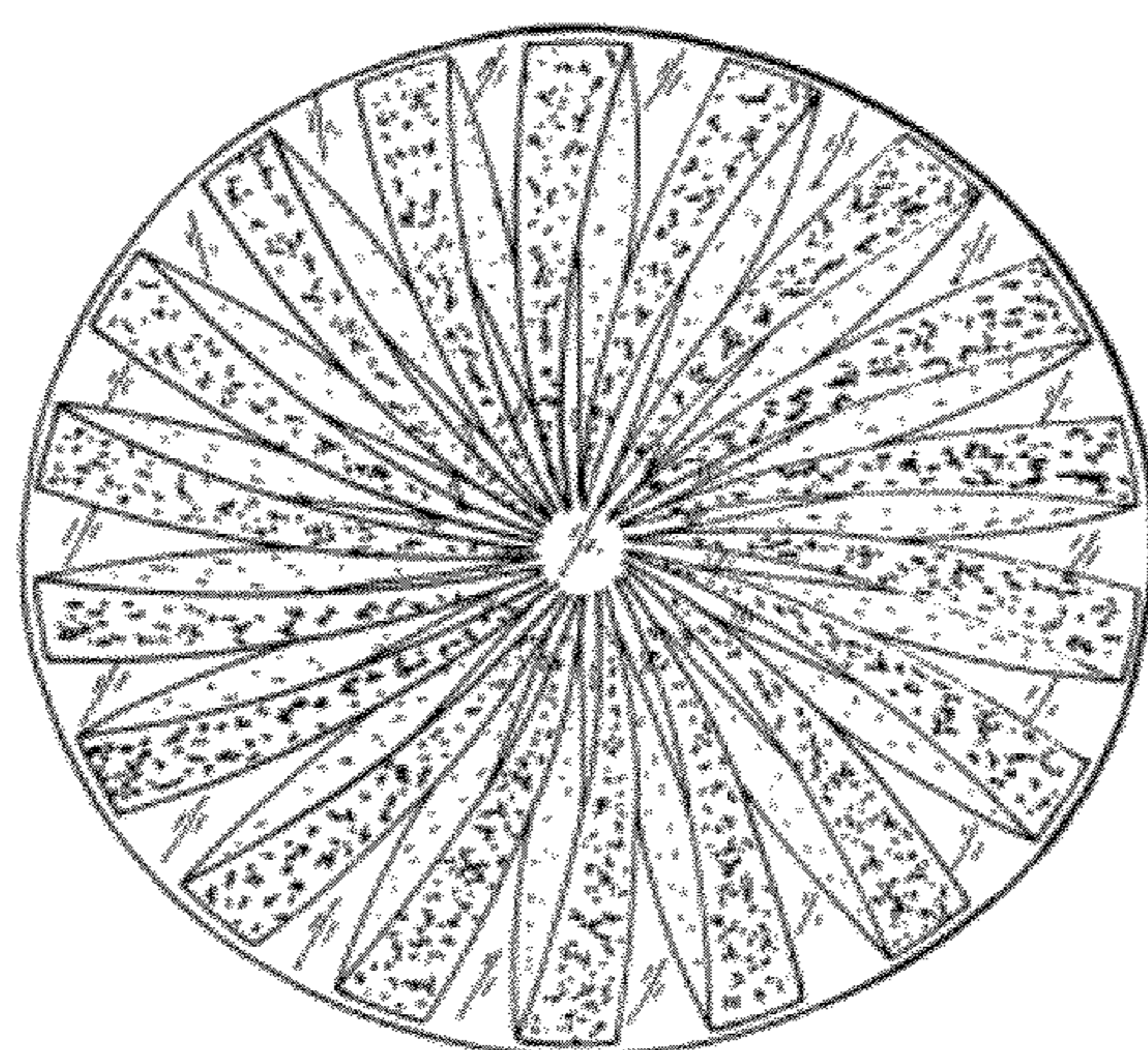
**1 Claim, 2 Drawing Sheets**

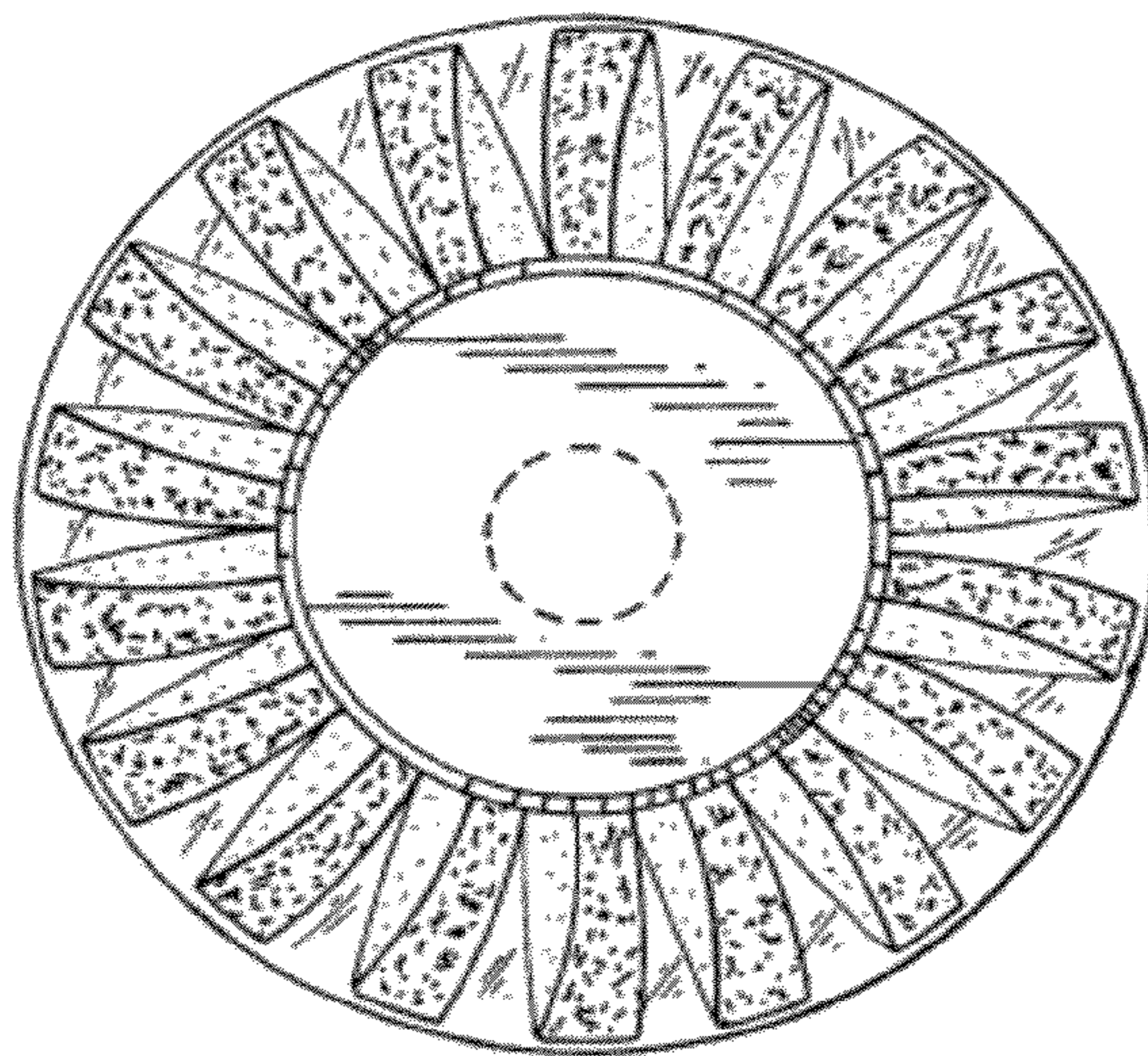


**Fig. 1**



**Fig. 2**





**Fig. 3**