



US00D673723S

(12) **United States Design Patent**
Cartwright

(10) **Patent No.:** **US D673,723 S**
(45) **Date of Patent:** **** Jan. 1, 2013**

(54) **LAMP BASE**

(76) **Inventor:** **Carolyn Cartwright**, New York, NY
(US)

(**) **Term:** **14 Years**

(21) **Appl. No.:** **29/425,202**

(22) **Filed:** **Jun. 20, 2012**

(51) **LOC (9) Cl.** **26-99**

(52) **U.S. Cl.** **D26/142**

(58) **Field of Classification Search** D26/26,
D26/118, 154, 155, 156, 145, 138, 139, 140,
D26/142, 141, 143, 144, 152, 153, 151, 150,
D26/148, 149, 76, 77, 78, 79, 62, 64, 63,
D26/65, 66, 67, 71, 72, 2, 113, 119, 120,
D26/121, 103, 110, 20, 9, 10, 93, 87, 11;
362/362, 326, 147, 294; D9/500, 543; D11/146,
D11/155, 154, 153, 152, 121, 125, 131; D8/378,
D8/312; D23/238, 241, 252
See application file for complete search history.

(56) **References Cited**

U.S. PATENT DOCUMENTS

D63,125 S *	10/1923	Steffen	D26/110
D175,208 S *	7/1955	Borowitz	D26/110
D181,301 S *	10/1957	Loewy	D7/300
D187,335 S *	3/1960	Engel	D26/110
D283,449 S *	4/1986	Greenspan	D26/103
D295,145 S *	4/1988	Jeanjean	D7/300
D358,115 S *	5/1995	Rahr	D11/144
D359,369 S *	6/1995	Caplette et al.	D26/11
D389,947 S *	1/1998	Hutton	D26/110
D413,172 S *	8/1999	Belschner	D26/11
D435,311 S *	12/2000	Dolan	D26/110

D441,489 S *	5/2001	Hutton	D26/110
D448,097 S *	9/2001	Bodum	D26/9
D452,036 S *	12/2001	Johnson	D26/153
D461,021 S *	7/2002	Stokes	D26/110
D462,138 S *	8/2002	Stokes	D26/110
D497,027 S *	10/2004	Leddusire	D26/110
D497,029 S *	10/2004	Leddusire	D26/110
D523,167 S *	6/2006	Dolan	D26/110
D530,444 S *	10/2006	Girard	D26/153
D554,278 S *	10/2007	Williams	D26/9
D560,025 S *	1/2008	Shulem	D26/142
D560,026 S *	1/2008	Shulem	D26/142
D589,178 S *	3/2009	Conway	D26/20
D591,869 S *	5/2009	Hurel	D26/9
D612,659 S *	3/2010	Kehoe	D7/316
D614,343 S *	4/2010	Chiu	D26/93
D653,989 S *	2/2012	Falduto et al.	D11/146
D656,663 S *	3/2012	Son	D26/118
2009/0049743 A1 *	2/2009	Lewis, Jr.	47/41.01

* cited by examiner

Primary Examiner — Kevin Rudzinski

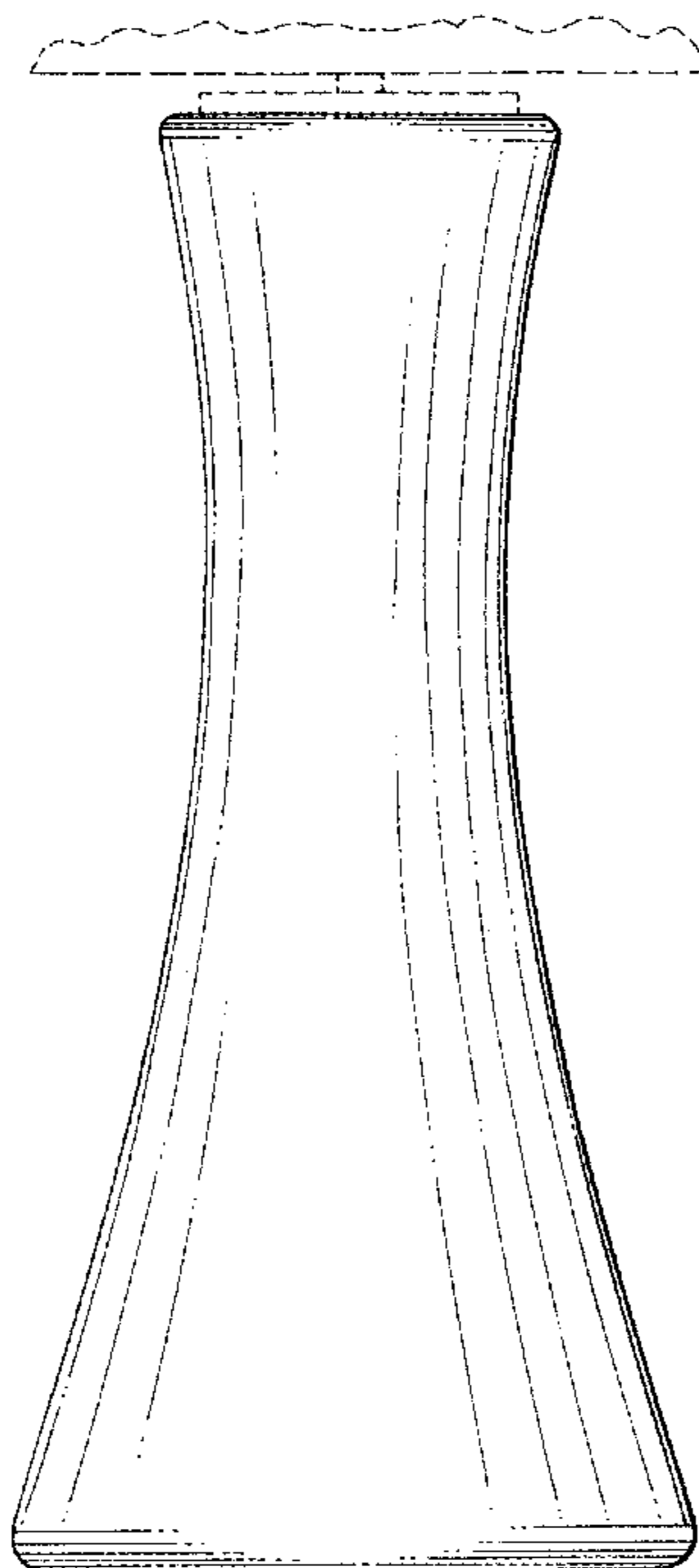
(57) **CLAIM**

The ornamental design for a lamp base, as shown and described.

DESCRIPTION

FIG. 1 is a side view of the lamp base, with all sides being the same;
FIG. 2 is a top view thereof, with the unclaimed cap partially removed in order to allow the shape of the top to be seen; and,
FIG. 3 is a bottom view thereof.
The broken lines represent environment of use and form no part of the claim.

1 Claim, 2 Drawing Sheets



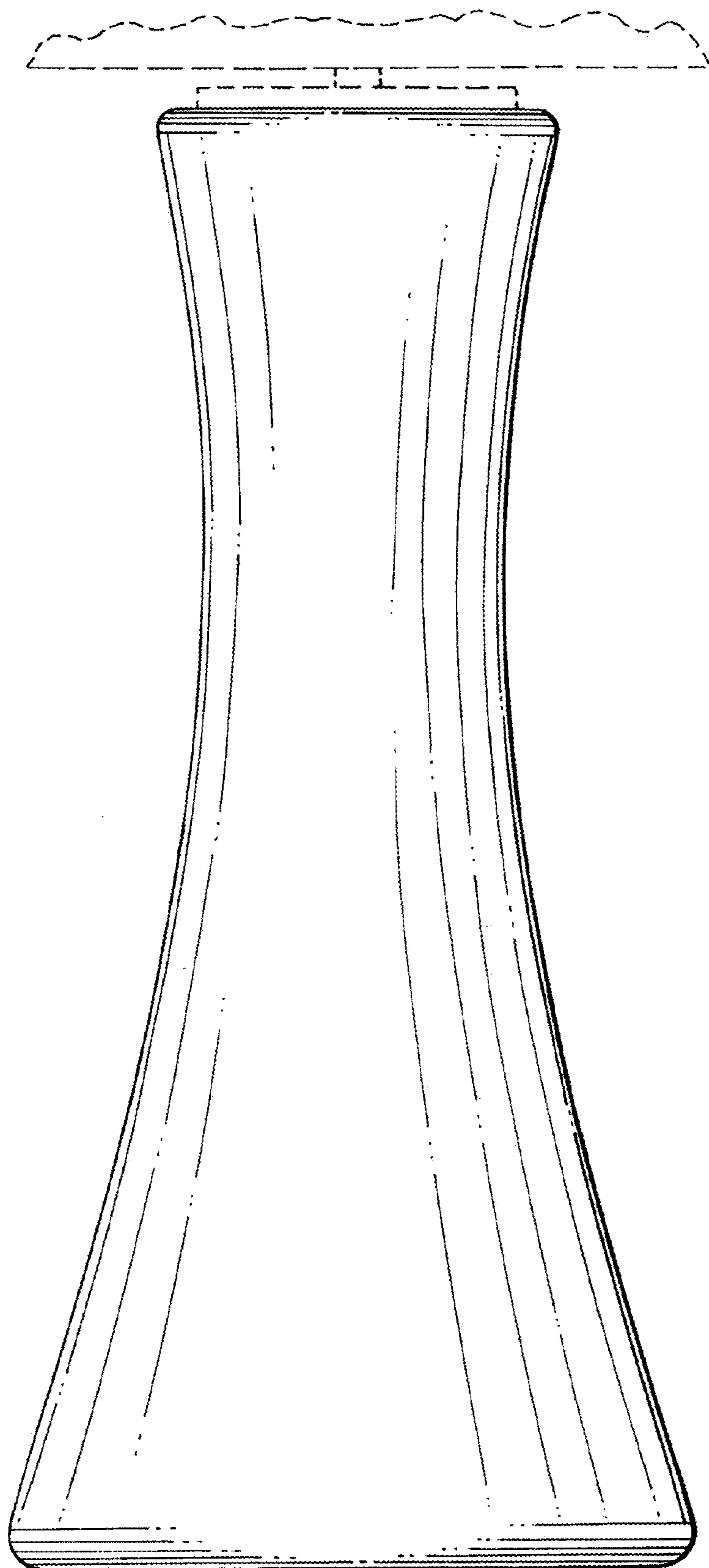


Fig. 1

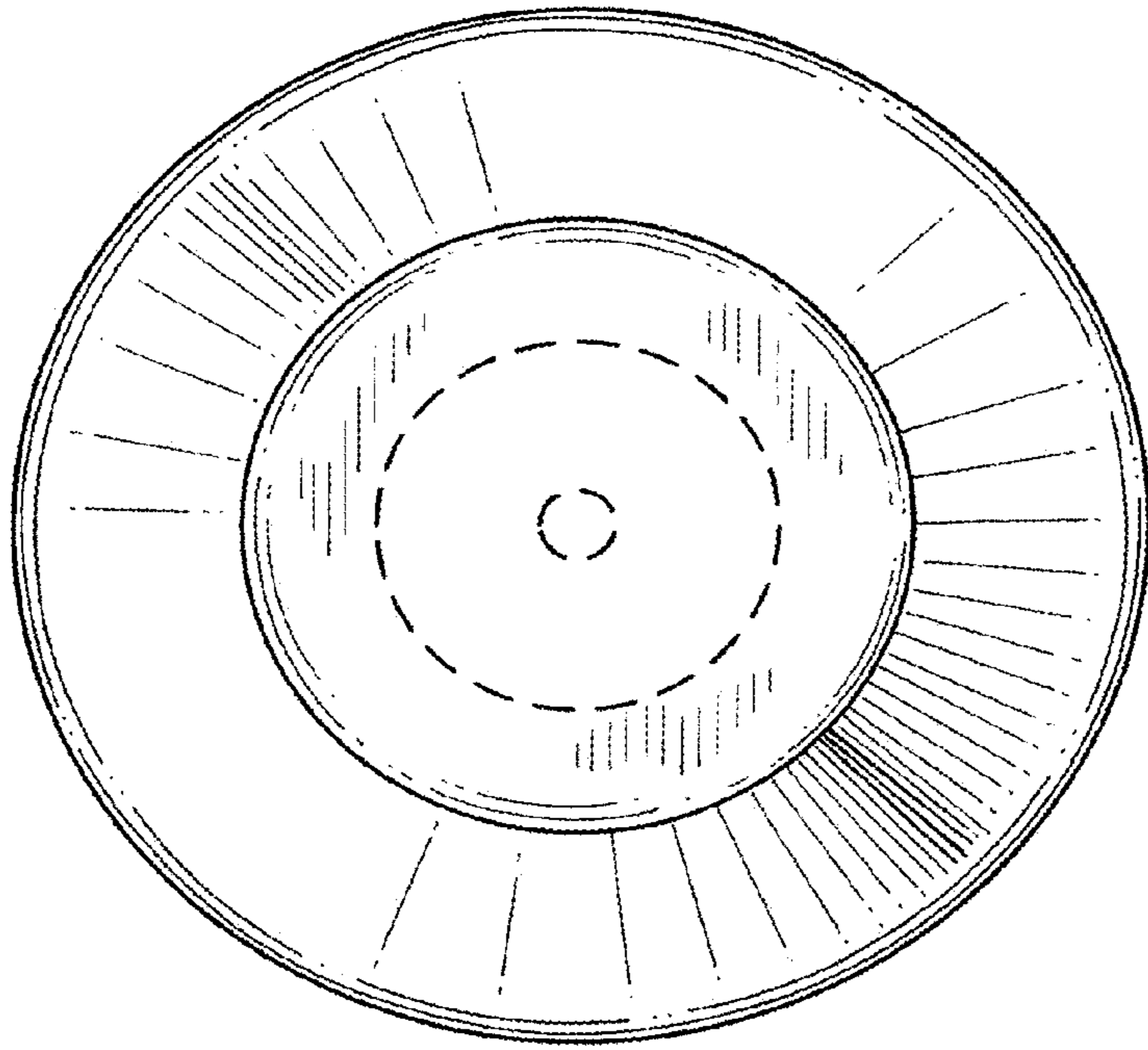


Fig. 2

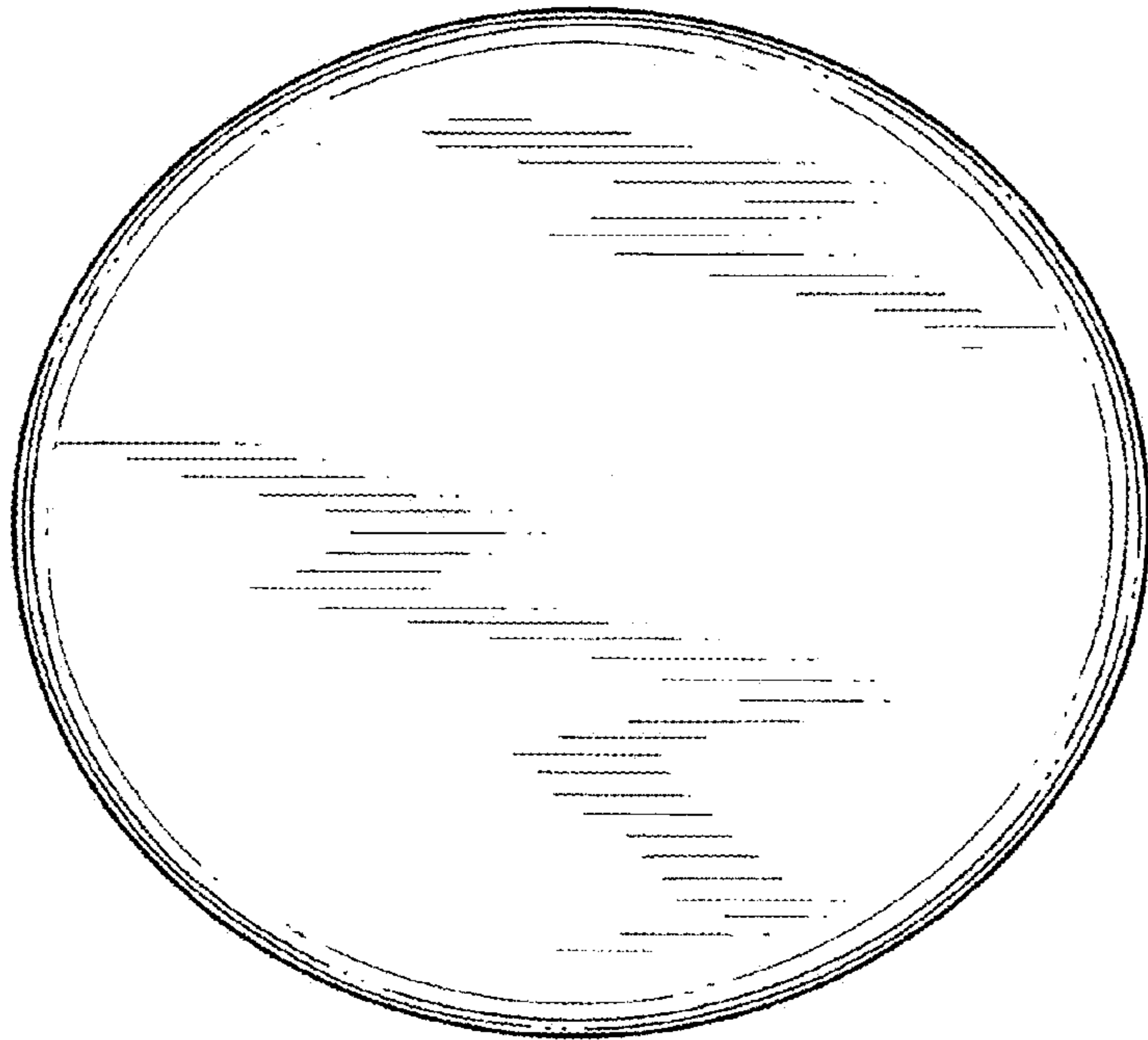


Fig. 3