



US00D673704S

(12) **United States Design Patent**
Davies

(10) **Patent No.:** **US D673,704 S**
(45) **Date of Patent:** **** Jan. 1, 2013**

(54) **ILLUMINATOR**

(75) Inventor: **Paul Davies**, Knoxfield (AU)

(73) Assignee: **Shin Chin Industrial Co., Ltd.**, Tainan (TW)

(**) Term: **14 Years**

(21) Appl. No.: **29/407,260**

(22) Filed: **Nov. 25, 2011**

(51) **LOC (9) Cl.** **26-02**

(52) **U.S. Cl.** **D26/36; D26/89**

(58) **Field of Classification Search** D26/28,
D26/36, 80, 89; 362/147, 488, 489, 490,
362/491, 492, 493

See application file for complete search history.

(56) **References Cited**

U.S. PATENT DOCUMENTS

D79,341 S *	9/1929	Schnell	D26/36
D98,308 S *	1/1936	Floraday	D26/36
2,255,431 A *	9/1941	Marden et al.	313/485
D306,767 S *	3/1990	Ziaylek, Jr.	D26/36
D420,302 S *	2/2000	Barnhart	D26/28
D464,164 S *	10/2002	Thompson	D26/89
6,616,311 B2 *	9/2003	Soga et al.	362/488
D510,147 S *	9/2005	Huang	D26/28
D545,982 S *	7/2007	Bachynsky et al.	D26/28

D546,485 S *	7/2007	Bachynsky et al.	D26/28
D555,824 S *	11/2007	Dickson	D26/124
D560,302 S *	1/2008	Bachynsky et al.	D26/89
D571,034 S *	6/2008	Goetz-Schaefer	D26/85
D634,053 S *	3/2011	Guercio	D26/89
D640,823 S *	6/2011	Hokazono et al.	D26/89
D656,264 S *	3/2012	Janssen	D26/85
D662,648 S *	6/2012	Whiting et al.	D26/89

* cited by examiner

Primary Examiner — Clare E Heflin

(74) *Attorney, Agent, or Firm* — Rosenberg, Klein & Lee

(57) **CLAIM**

The ornamental design for an illuminator, as shown and described.

DESCRIPTION

FIG. 1 is a perspective view of an illuminator showing my new design;

FIG. 2 is a front elevational view thereof;

FIG. 3 is a rear elevational view thereof;

FIG. 4 is a left side elevational view thereof;

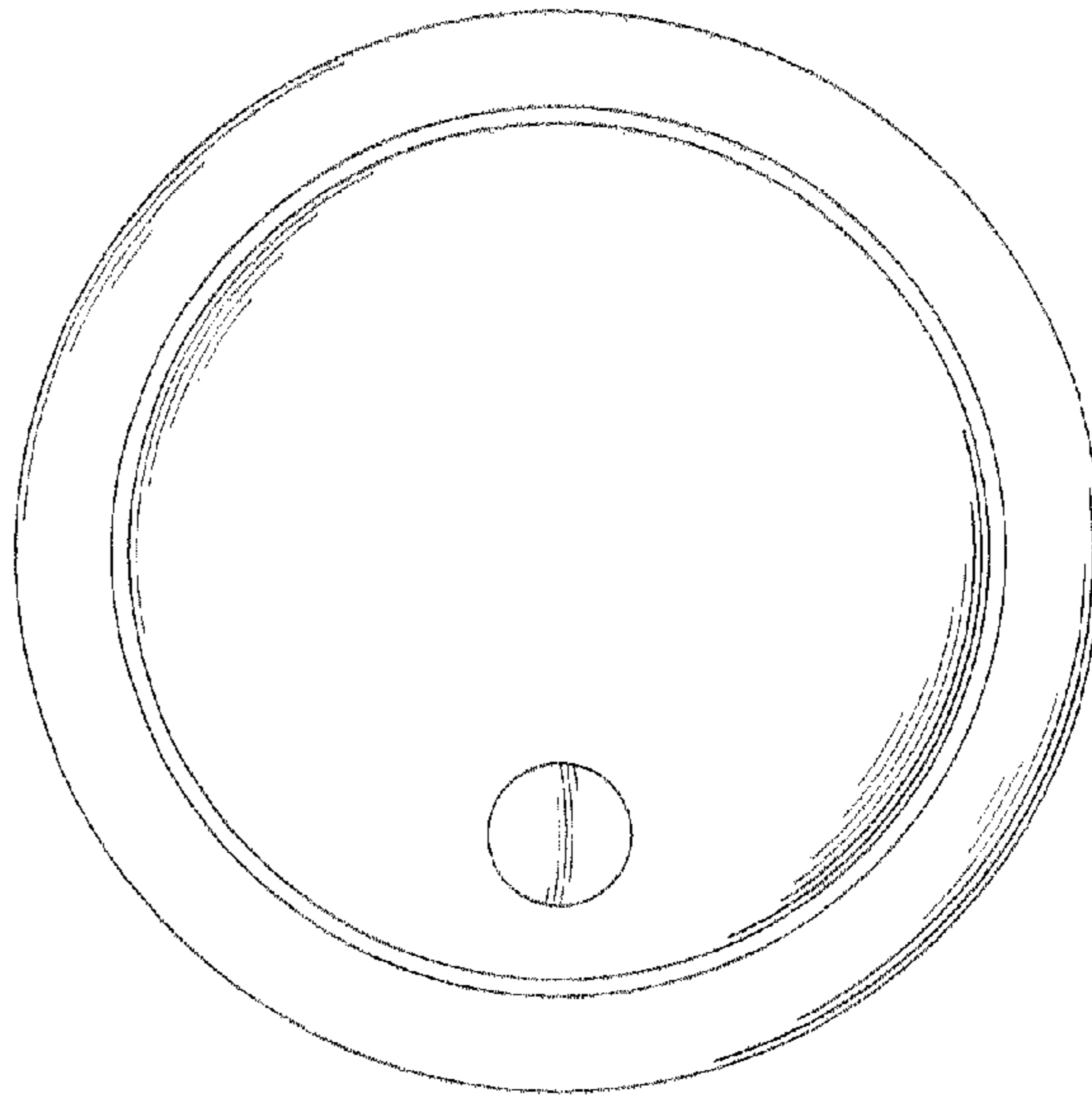
FIG. 5 is a right side elevational view thereof;

FIG. 6 is a top plan view thereof; and,

FIG. 7 is a bottom plan view thereof.

The broken lines shown on the drawings depict portions of the illuminator that form no part of the claimed design.

1 Claim, 7 Drawing Sheets



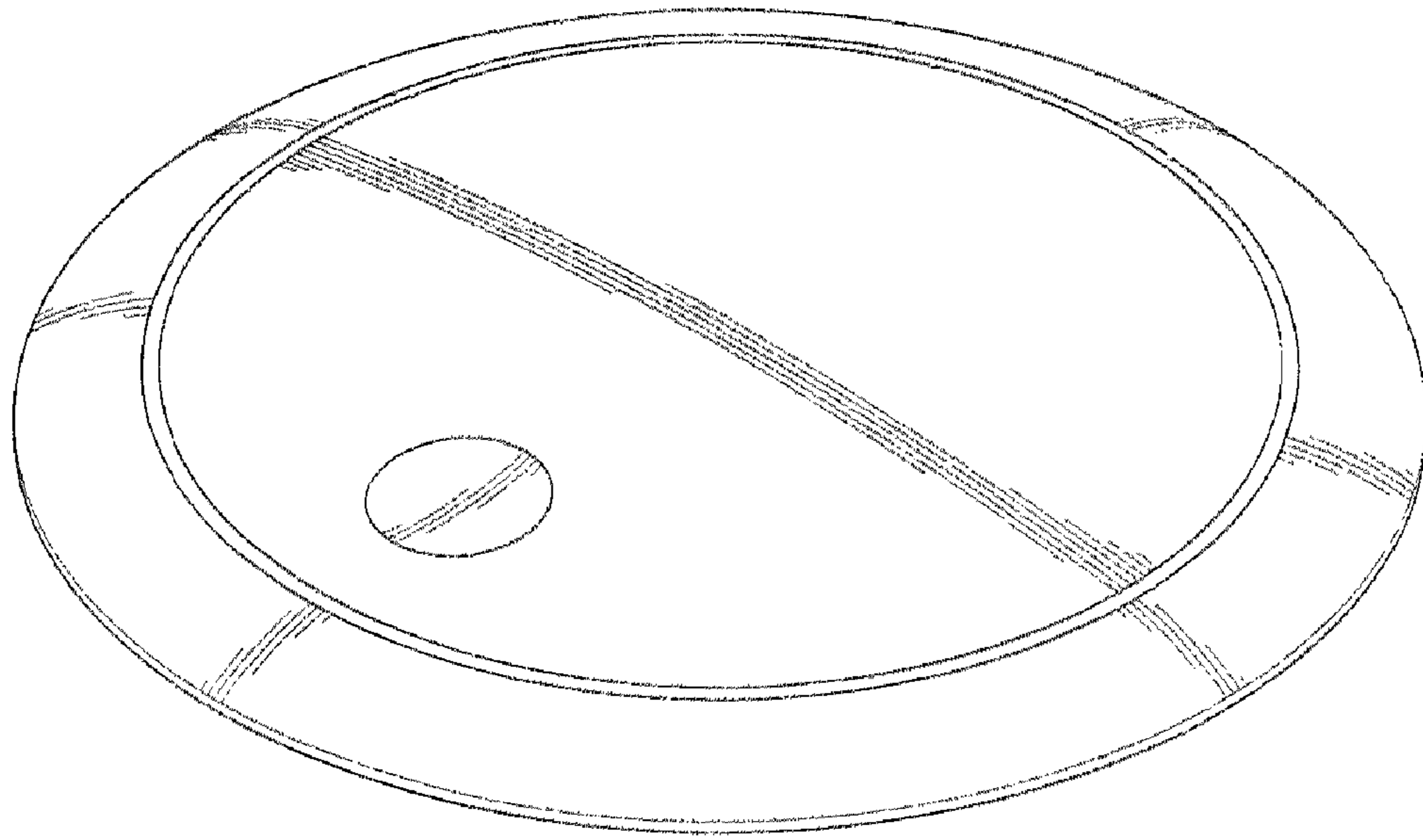


FIG. 1

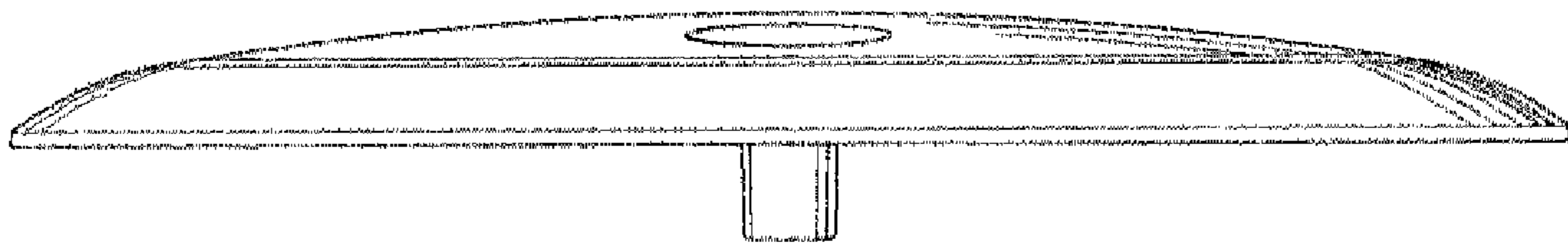


FIG. 2

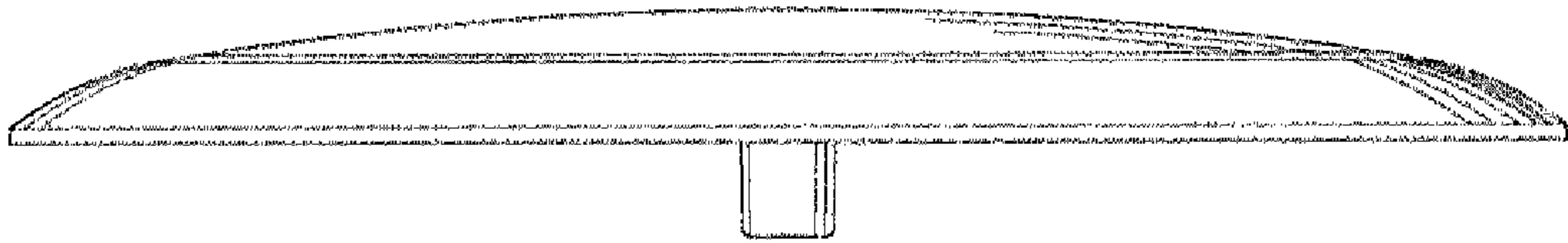


FIG. 3

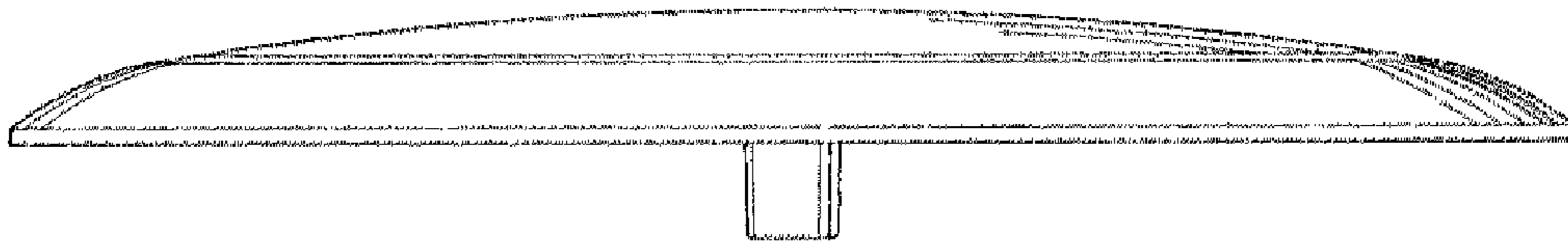


FIG. 4

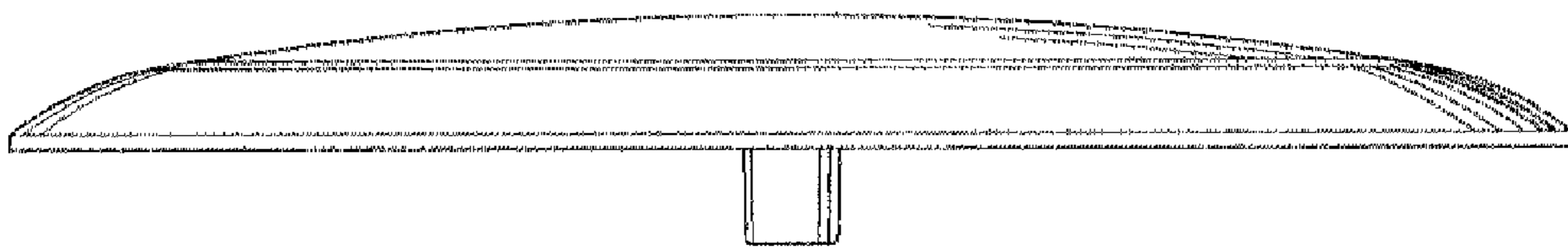


FIG. 5

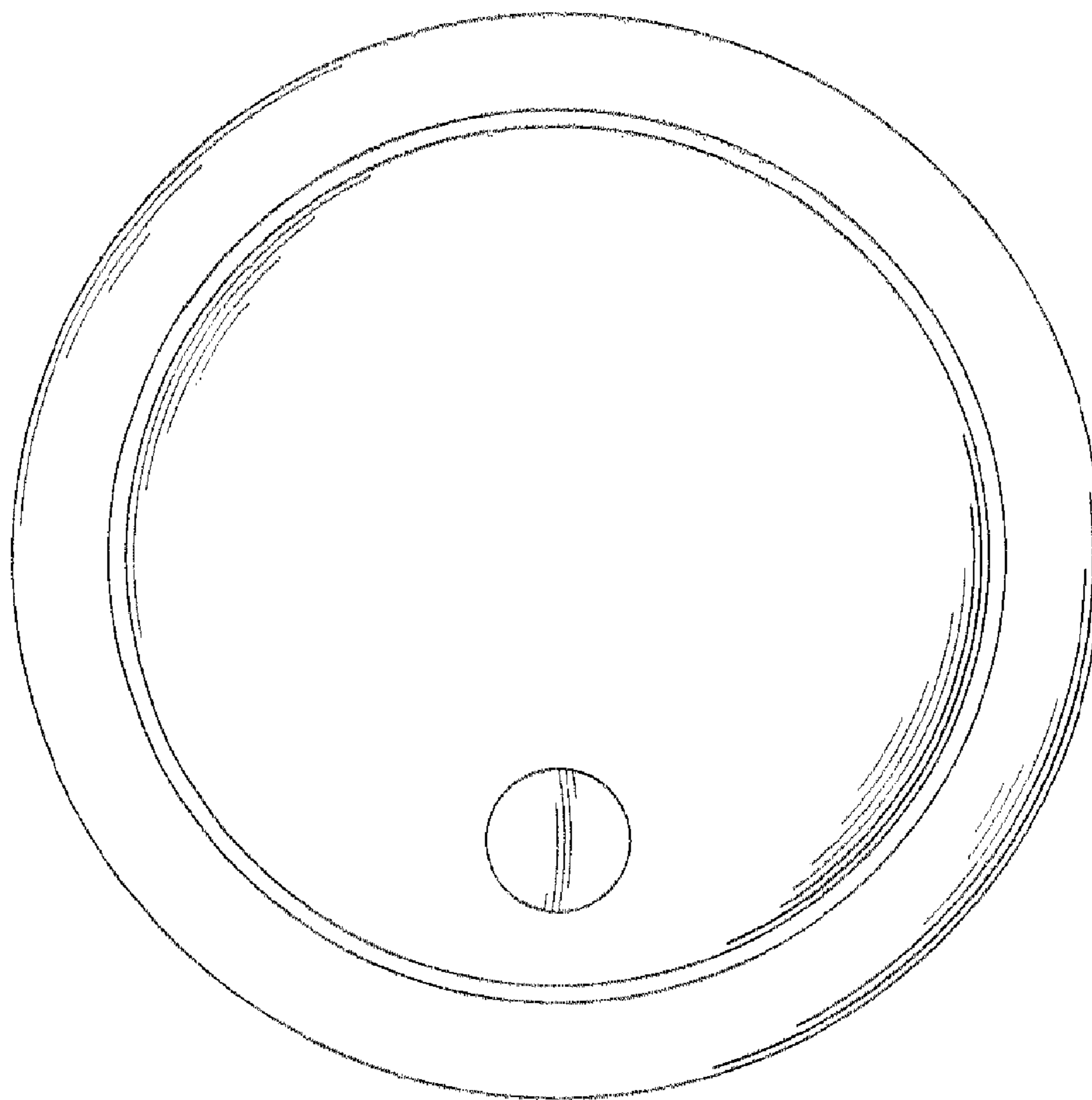


FIG. 6

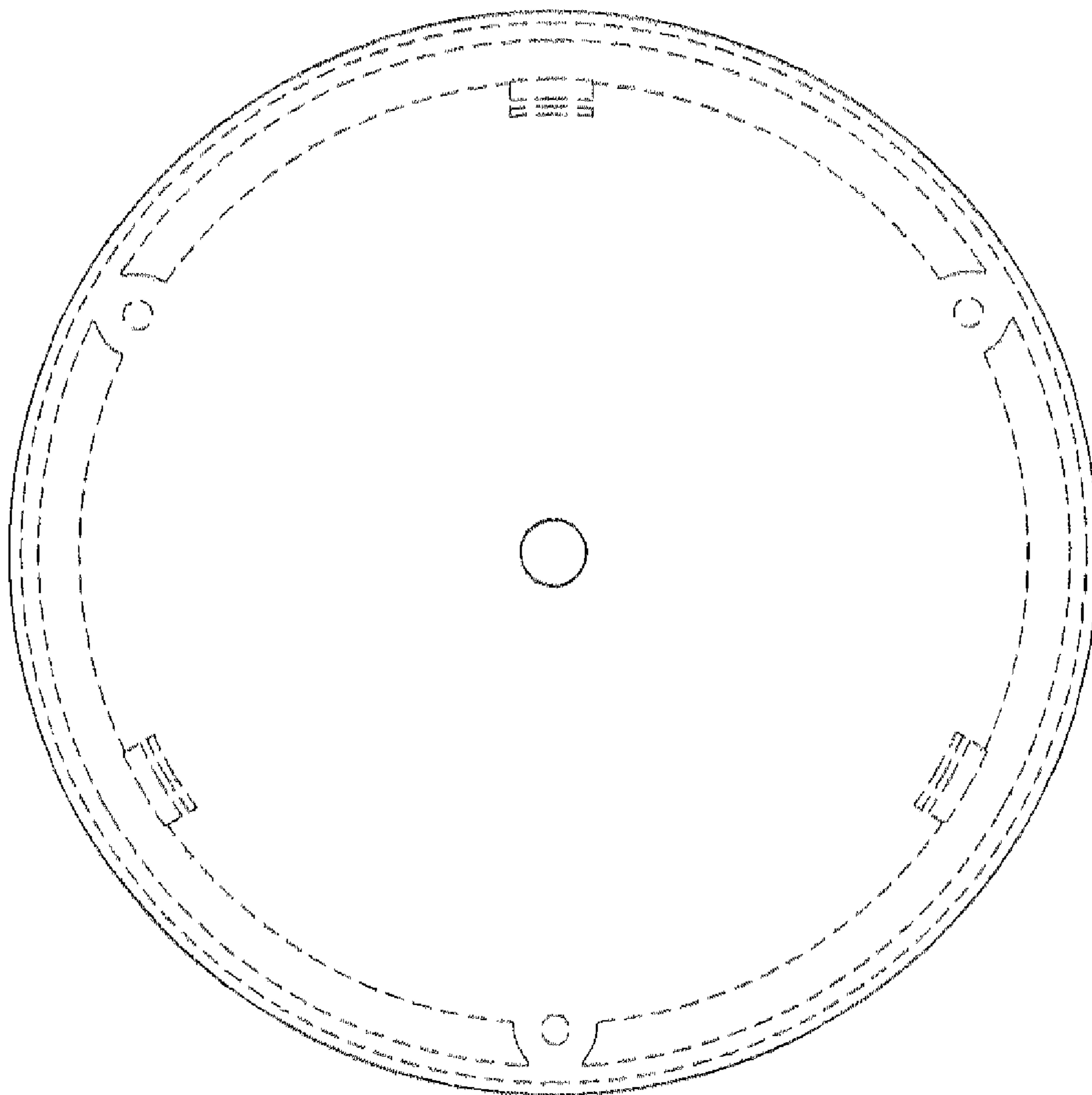


FIG. 7