



US00D673702S

(12) **United States Design Patent**
Davies

(10) **Patent No.:** **US D673,702 S**
(45) **Date of Patent:** **** Jan. 1, 2013**

(54) **ILLUMINATOR**

(75) Inventor: **Paul Davies**, Knoxfield (AU)

(73) Assignee: **Shin Chin Industrial Co., Ltd.**, Tainan (TW)

(**) Term: **14 Years**

(21) Appl. No.: **29/407,261**

(22) Filed: **Nov. 25, 2011**

(51) **LOC (9) Cl.** **26-02**

(52) **U.S. Cl.** **D26/28; D26/89**

(58) **Field of Classification Search** D26/28,
D26/36, 80, 89; 362/147, 488, 489, 490,
362/491, 492, 493

See application file for complete search history.

(56) **References Cited**

U.S. PATENT DOCUMENTS

D230,626 S *	3/1974	Heenan et al.	D26/28
D334,630 S *	4/1993	Paffrath	D26/120
D362,317 S *	9/1995	Payne	D26/28
D463,589 S *	9/2002	Troyer et al.	D26/28
6,594,417 B1 *	7/2003	Hulse	385/31
D483,888 S *	12/2003	Pokorny et al.	D26/28
D512,790 S *	12/2005	Handsaker et al.	D26/28

D518,203 S *	3/2006	Phillips et al.	D26/28
D545,461 S *	6/2007	Itaya et al.	D26/28
D561,361 S *	2/2008	Pan et al.	D26/28
D578,683 S *	10/2008	Huang	D26/28
D592,780 S *	5/2009	Calvin et al.	D26/28
D640,181 S *	6/2011	Calvin et al.	D12/345

* cited by examiner

Primary Examiner — Clare E Heflin

(74) *Attorney, Agent, or Firm* — Rosenberg, Klein & Lee

(57) **CLAIM**

The ornamental design for an illuminator, as shown and described.

DESCRIPTION

FIG. 1 is a perspective view of an illuminator showing our new design;

FIG. 2 is a front elevational view thereof;

FIG. 3 is a rear elevational view thereof;

FIG. 4 is a left side elevational view thereof;

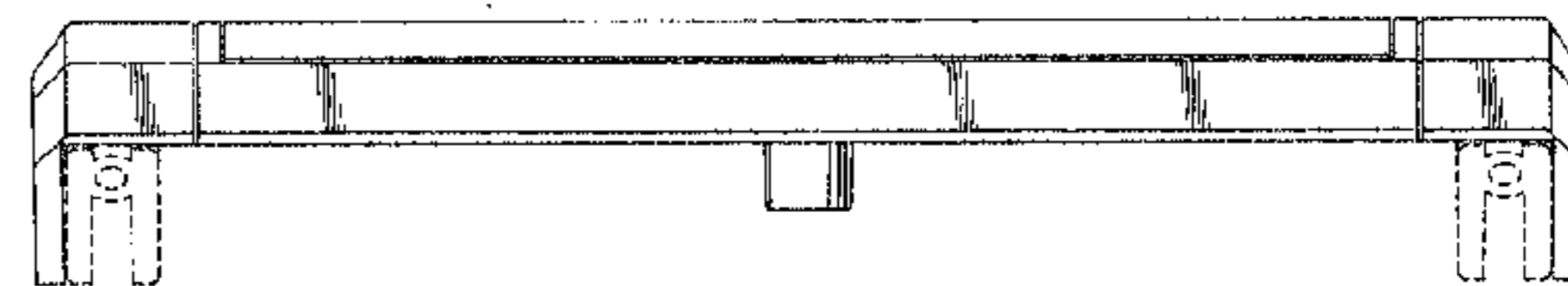
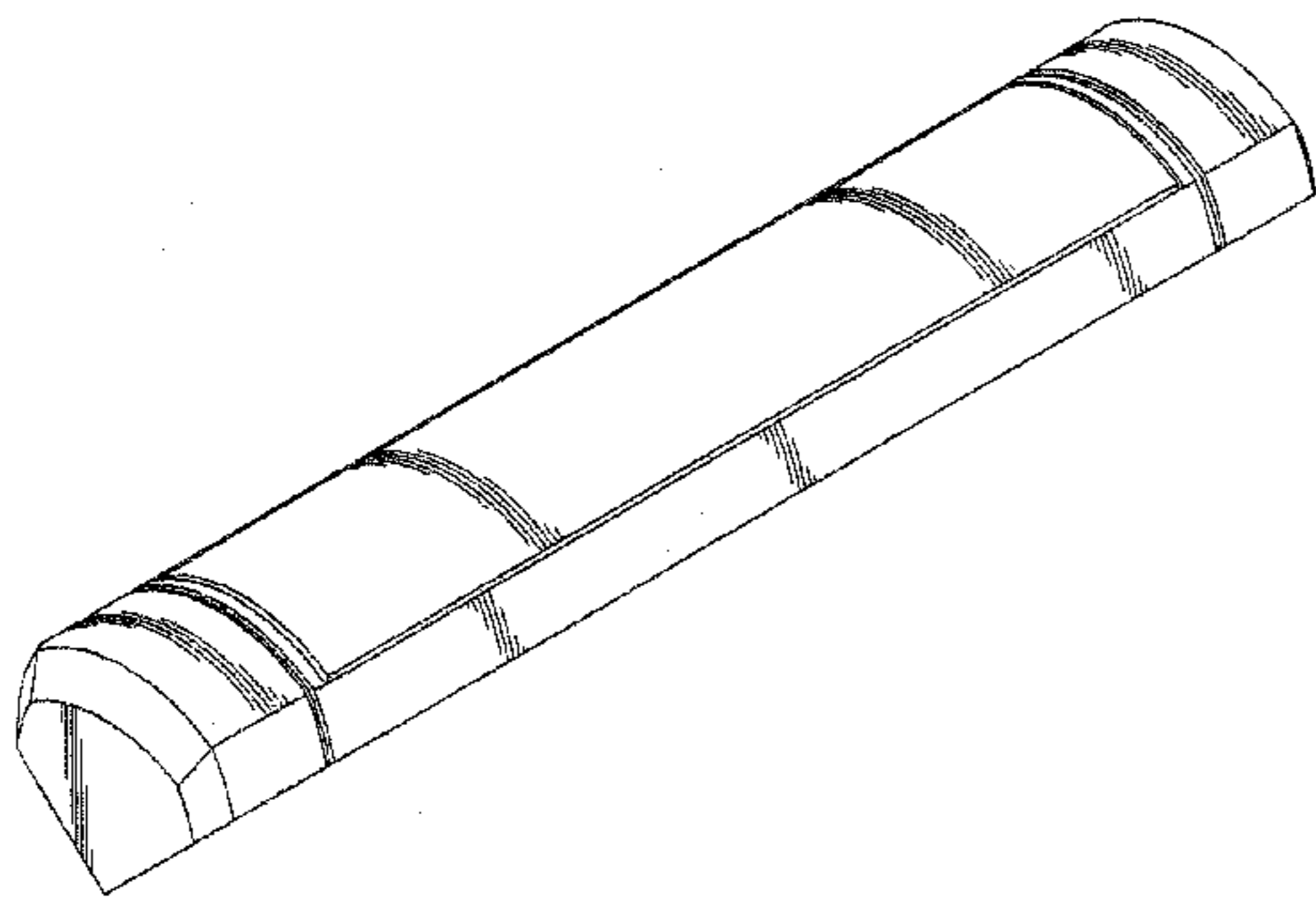
FIG. 5 is a right side elevational view thereof;

FIG. 6 is a top plan view thereof; and,

FIG. 7 is a bottom plan view thereof.

The broken lines shown on the drawings depict portions of the illuminator that form no part of the claimed design.

1 Claim, 7 Drawing Sheets



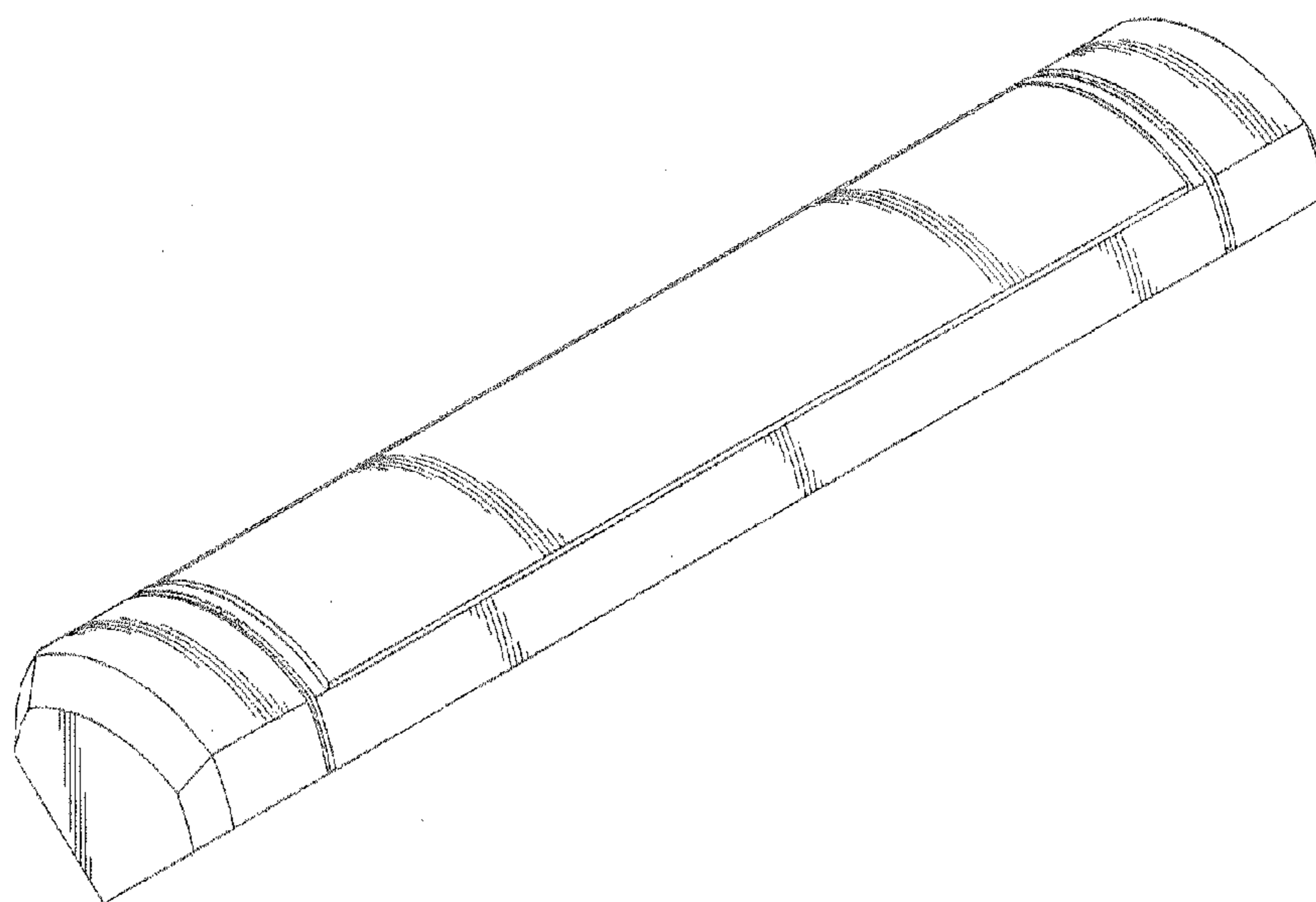


FIG. 1

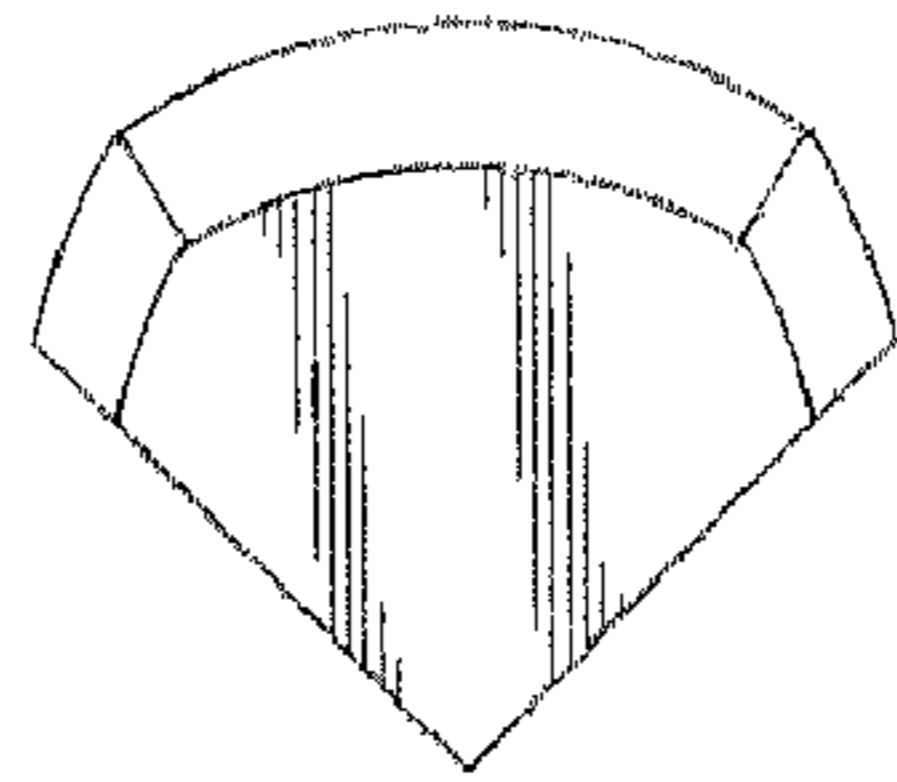


FIG. 2

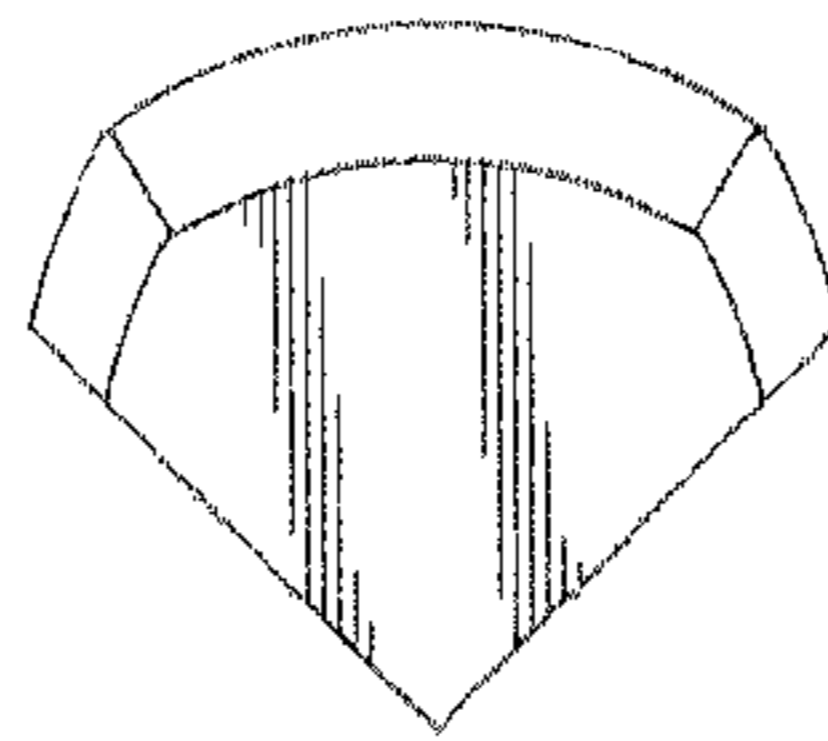


FIG. 3




FIG. 4




FIG. 5




FIG. 6

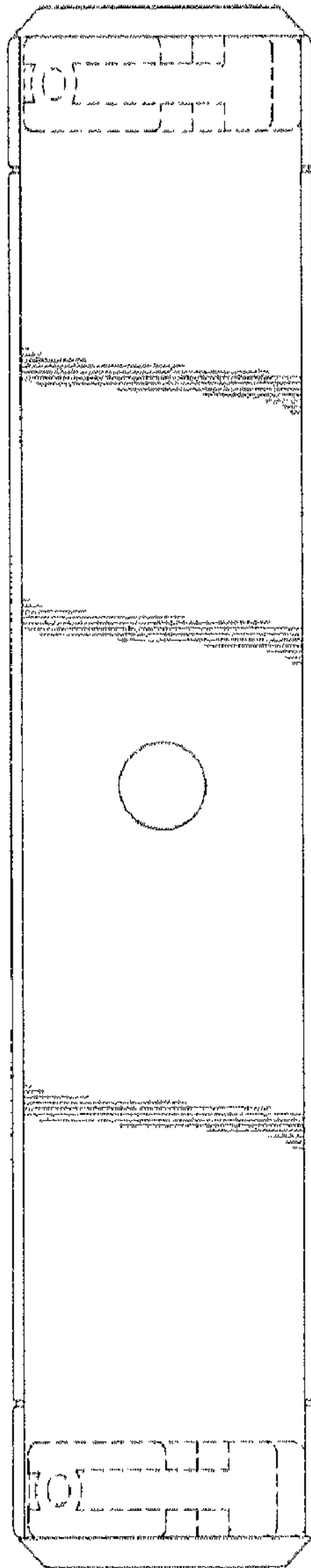


FIG. 7