



US00D673686S

(12) **United States Design Patent**  
**Rust Huthmaker**

(10) **Patent No.:** **US D673,686 S**

(45) **Date of Patent:** **\*\* Jan. 1, 2013**

(54) **FOOT SLEEVE WITH BUNION CUSHION**

(75) Inventor: **Kathleen Elisabeth Rust Huthmaker**,  
Alpharetta, GA (US)

(73) Assignee: **Benchmark Brands, Inc.**, Norcross, GA  
(US)

(\*\*) Term: **14 Years**

(21) Appl. No.: **29/408,395**

(22) Filed: **Dec. 12, 2011**

(51) **LOC (9) Cl.** ..... **24-01**

(52) **U.S. Cl.** ..... **D24/192**

(58) **Field of Classification Search** ..... D24/190,  
D24/192; 602/28, 30, 63, 65, 66; 128/894,  
128/898; D2/896, 961, 980, 989; 36/4, 11.5,  
36/28, 96, 145; 2/238-239, 242, 409; D29/120.1,  
D29/121.2

See application file for complete search history.

(56) **References Cited**

U.S. PATENT DOCUMENTS

1,001,161	A *	8/1911	Packard	602/30
1,389,767	A	9/1921	Ludwig	
1,471,041	A *	10/1923	Levitt	128/894
1,566,063	A *	12/1925	Barry	602/30
1,746,865	A *	2/1930	Page	602/30
1,785,185	A *	12/1930	Day	602/30
2,292,643	A	8/1942	Layana	
2,322,532	A	6/1943	MacDonald et al.	
2,412,087	A	12/1946	Herbert	
2,416,823	A *	3/1947	Day	602/30
2,492,312	A *	12/1949	Muller	602/30
4,085,745	A	4/1978	Alenares	
4,522,044	A	6/1985	Lineberry et al.	
5,473,781	A	12/1995	Greenberg	

5,665,060	A *	9/1997	Fabricant	602/30
6,315,749	B1	11/2001	Sunayama	
6,324,874	B2	12/2001	Fujimoto	
6,800,063	B2	10/2004	Iwata	
D499,807	S *	12/2004	Stauffer	D24/192
7,051,457	B1	5/2006	Huggins et al.	
D546,550	S	7/2007	Viveros et al.	
7,673,396	B2 *	3/2010	Terlizzi et al.	36/8.3
D613,491	S	4/2010	Hollingsworth et al.	
D613,909	S *	4/2010	Oban	D29/121.2
D643,207	S	8/2011	Hollingsworth et al.	
2006/0155233	A1 *	7/2006	Huber et al.	602/30
2006/0288609	A1 *	12/2006	Wilkenfeld et al.	36/8.3
2009/0165190	A1	7/2009	Araki et al.	
2009/0235422	A1	9/2009	Lueking	

\* cited by examiner

*Primary Examiner* — Susan E Krakower

(74) *Attorney, Agent, or Firm* — Pearne & Gordon LLP

(57) **CLAIM**

The ornamental design for a foot sleeve with bunion cushion, as shown and described.

**DESCRIPTION**

FIG. 1 is a perspective view of a foot sleeve with bunion cushion showing my new design in condition of use on a human foot;

FIG. 2 is a front view of my new design;

FIG. 3 is a top view thereof;

FIG. 4 is a right side view thereof;

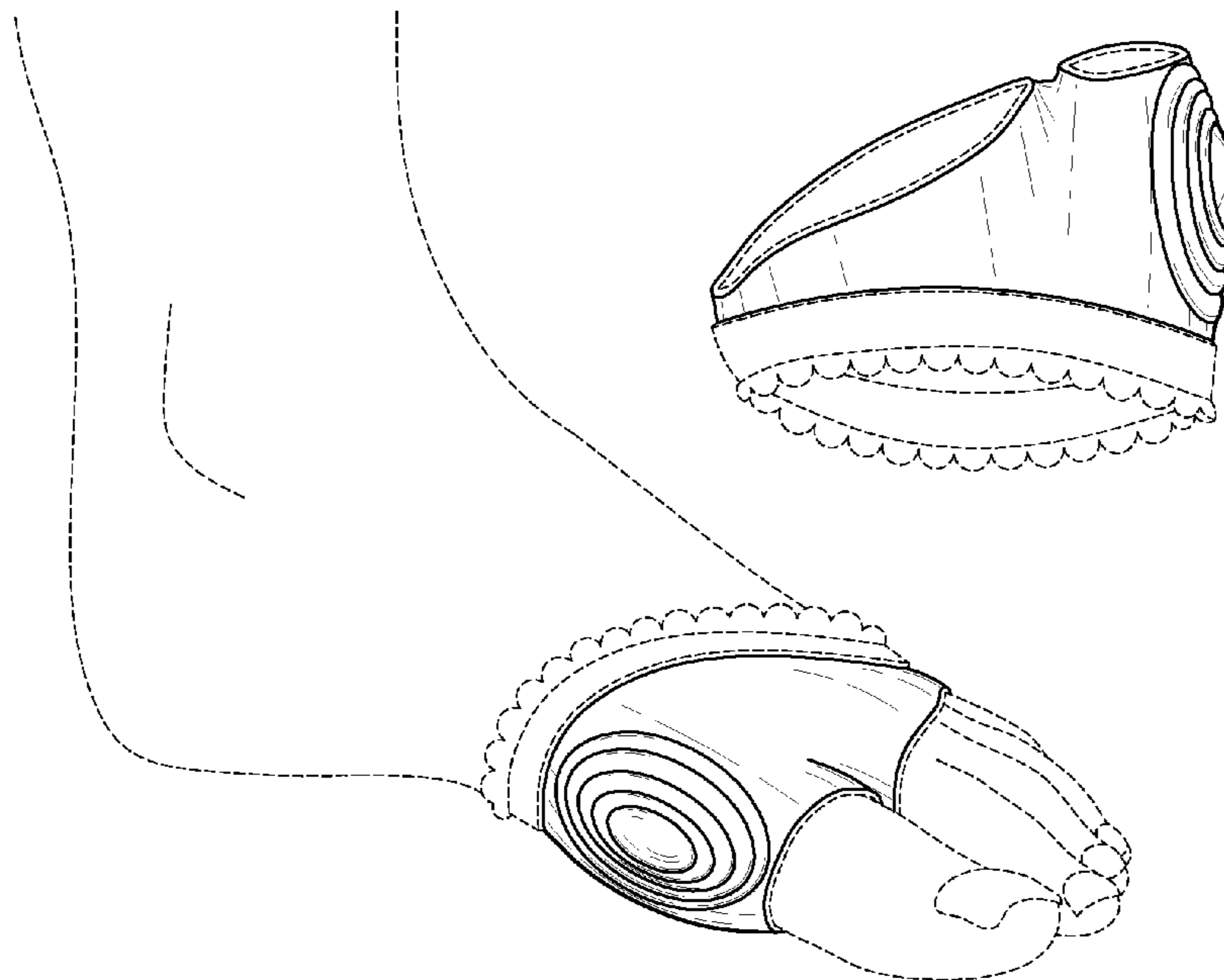
FIG. 5 is a rear view thereof;

FIG. 6 is a left side view thereof; and,

FIG. 7 is a bottom view thereof.

The broken lines in FIGS. 1-7 illustrate portions of the foot sleeve with bunion cushion and environmental structure which form no part of the claimed design.

**1 Claim, 2 Drawing Sheets**



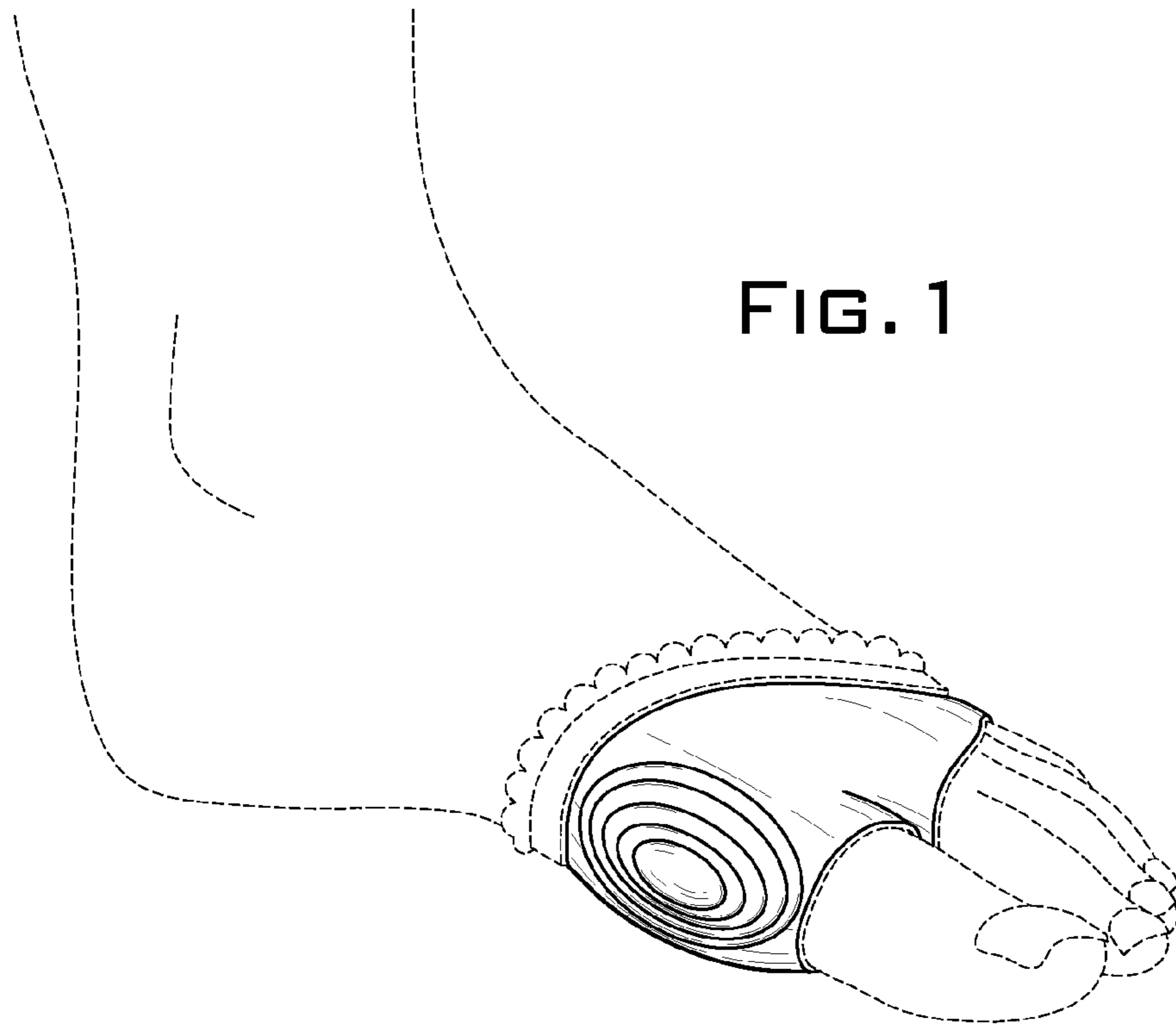


FIG. 1




FIG. 3




FIG. 2

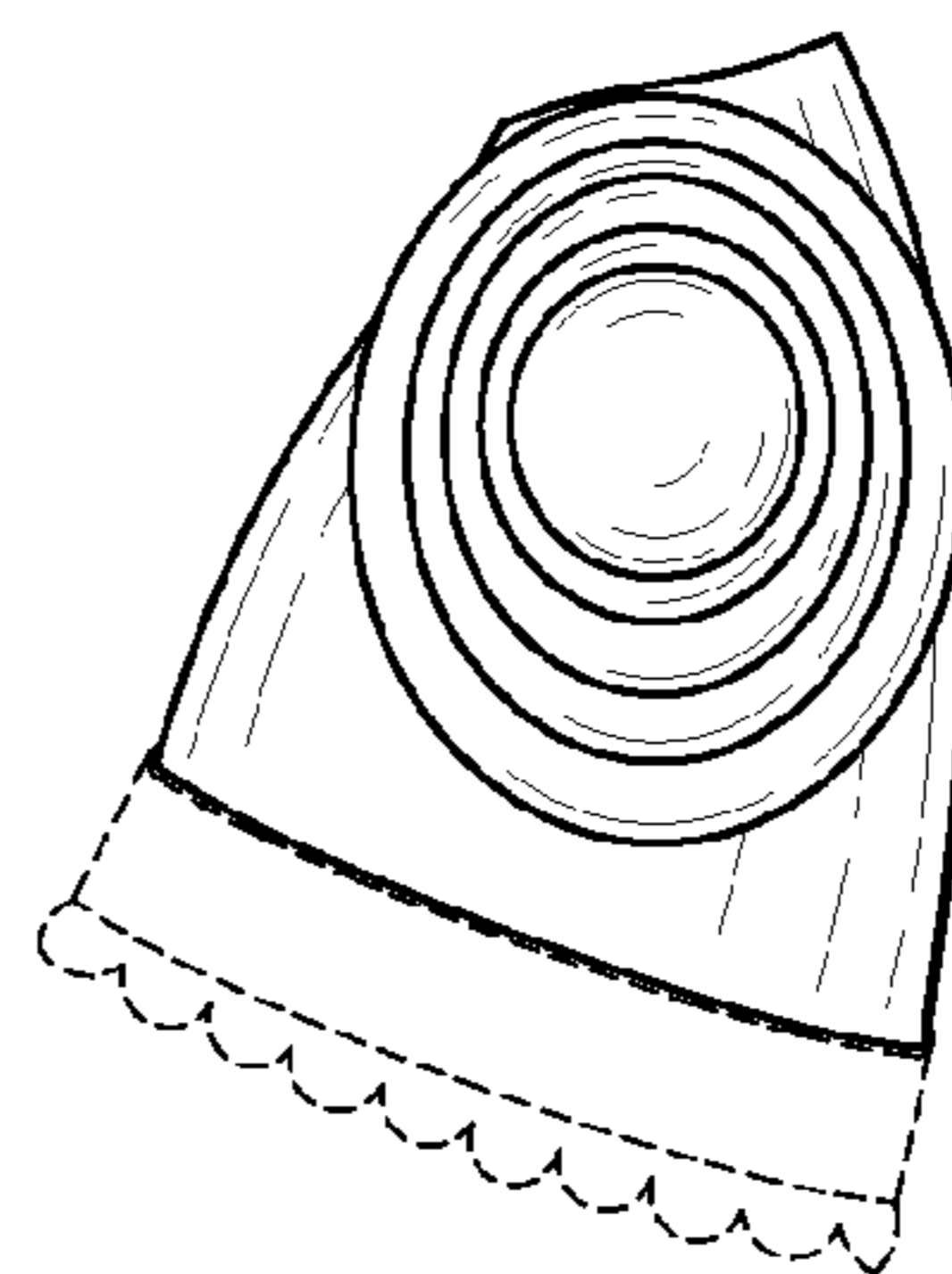


FIG. 4

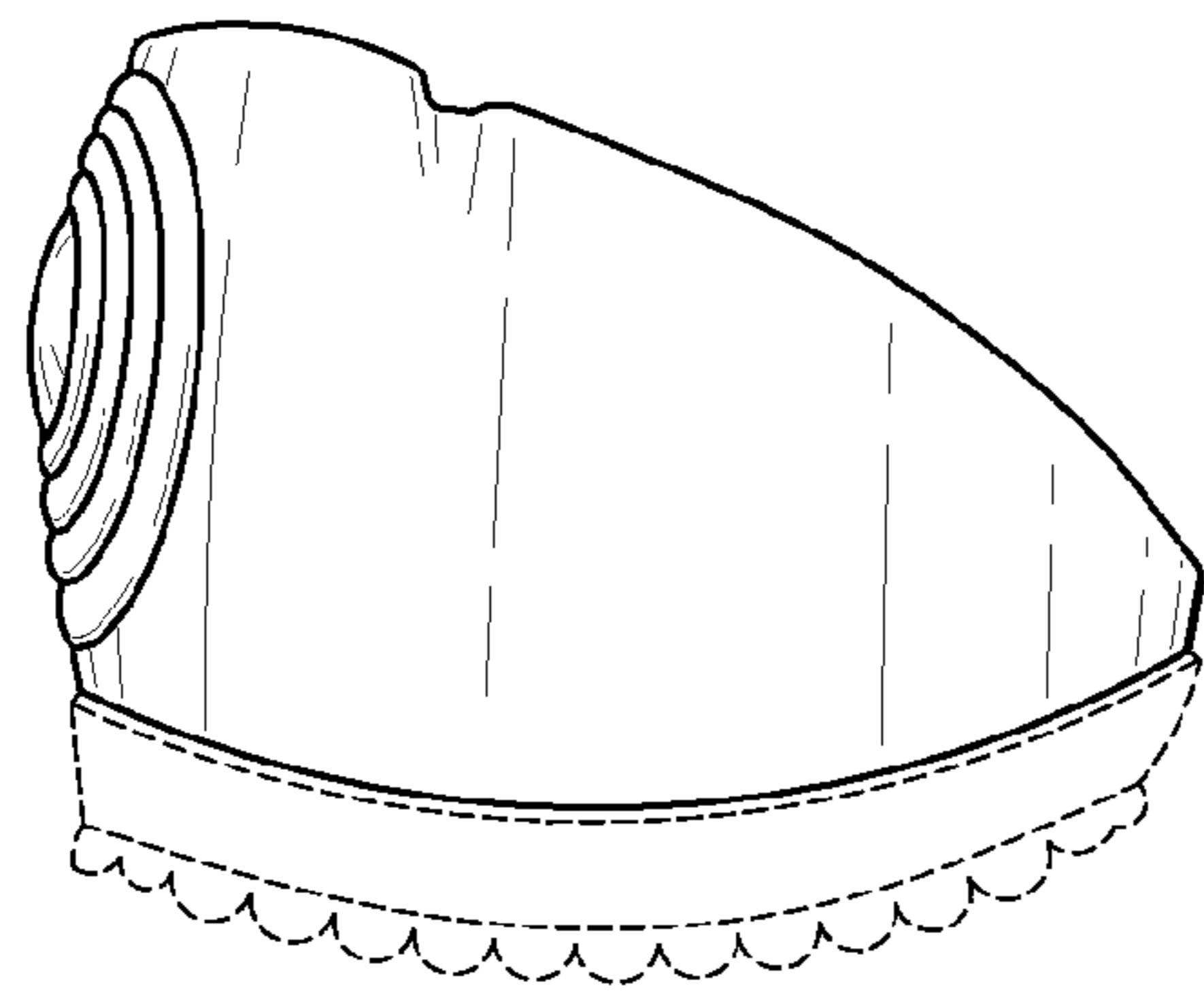


FIG. 5

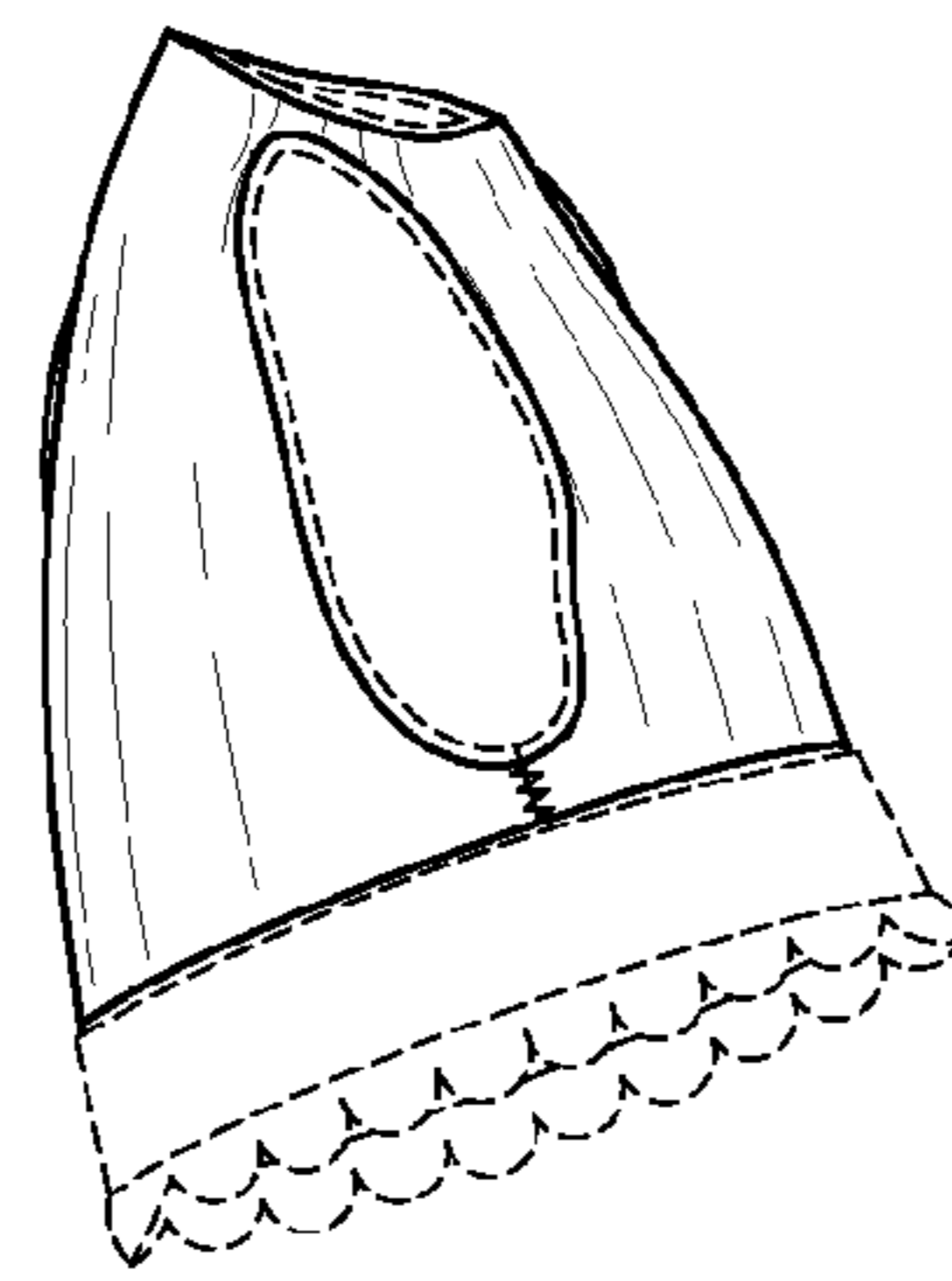


FIG. 6

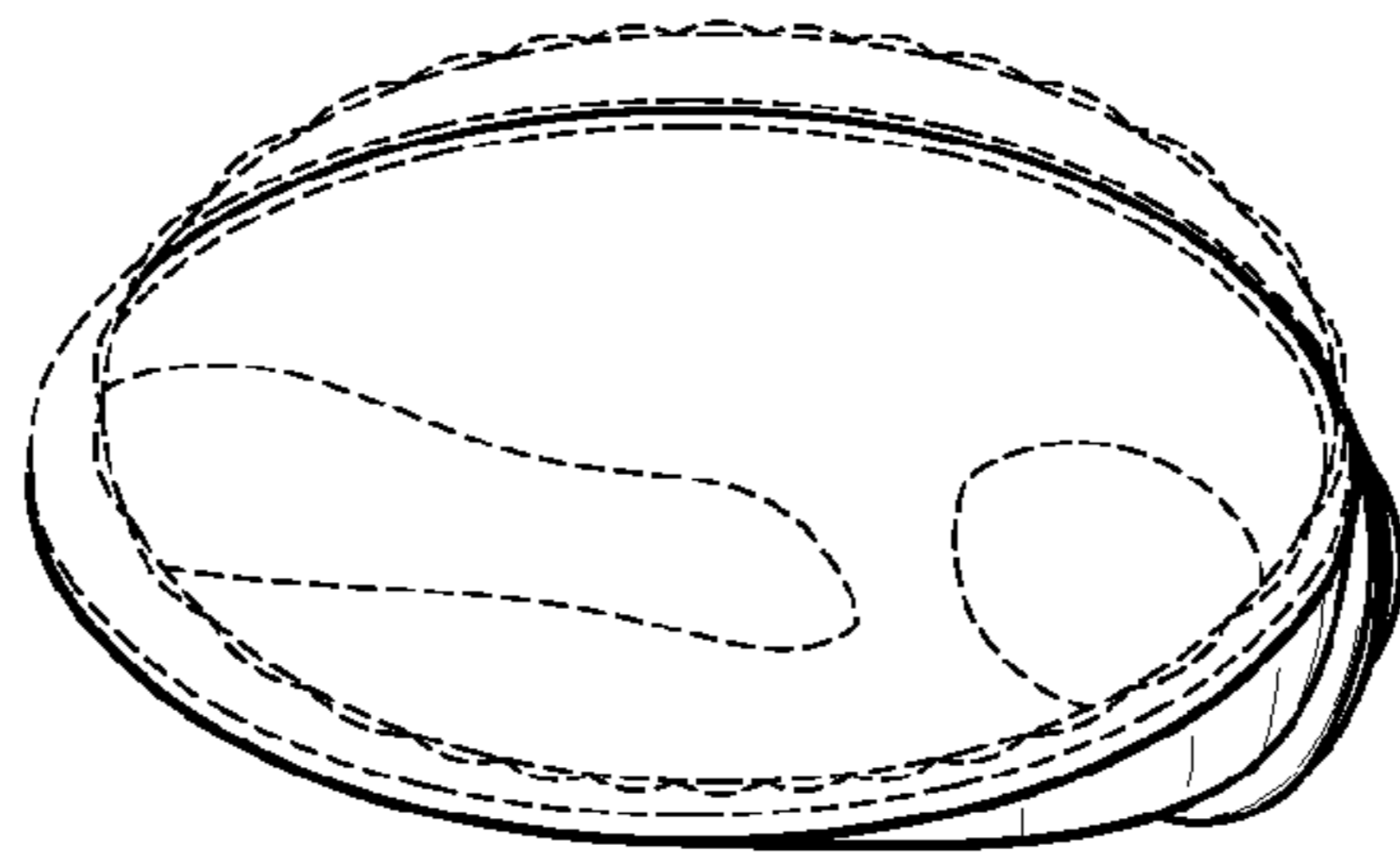


FIG. 7