



US00D673676S

(12) **United States Design Patent**
Goudreau et al.

(10) **Patent No.:** **US D673,676 S**

(45) **Date of Patent:** **** Jan. 1, 2013**

(54) **HANDLE**

(75) Inventors: **Paul M. Goudreau**, St. Paul, MN (US);
Andrew N. Smith, Shoreview, MN
(US); **Michael K. H. Loushin**,
Shoreview, MN (US); **Keith J. Leland**,
Medina, MN (US)

(73) Assignee: **Preceptis Medical, Inc.**, Plymouth, MN
(US)

(**) Term: **14 Years**

(21) Appl. No.: **29/424,810**

(22) Filed: **Jun. 15, 2012**

(51) **LOC (9) Cl.** **24-02**

(52) **U.S. Cl.** **D24/133**

(58) **Field of Classification Search** D24/133,
D24/137, 138, 143, 144, 145, 146, 147, 148,
D24/149; D8/51, 57, 107; 606/1, 80, 85,
606/167, 169, 170, 171, 176, 180; 604/22,
604/27

See application file for complete search history.

(56) **References Cited**

U.S. PATENT DOCUMENTS

5,484,434	A *	1/1996	Cartmell et al.	606/37
D389,915	S *	1/1998	Emerson et al.	D24/144
D439,337	S *	3/2001	Jones	D24/144
D453,833	S *	2/2002	Hess	D24/144
6,443,970	B1 *	9/2002	Schulze et al.	606/171
D490,152	S *	5/2004	Myall et al.	D24/133

D521,641	S *	5/2006	Reschke et al.	D24/144
D538,936	S *	3/2007	Bohmel et al.	D24/152
D619,579	S *	7/2010	Flores Rodrigues Vieira	D14/411
7,879,033	B2 *	2/2011	Sartor et al.	606/45
D664,657	S *	7/2012	Vieira et al.	D24/144
2008/0234708	A1 *	9/2008	Houser et al.	606/169
2012/0179187	A1 *	7/2012	Loushin et al.	606/185

* cited by examiner

Primary Examiner — Bridget L Eland

(74) *Attorney, Agent, or Firm* — Leanne Taveggia Farrell;
Westman, Champlin & Kelly, P.A.

(57) **CLAIM**

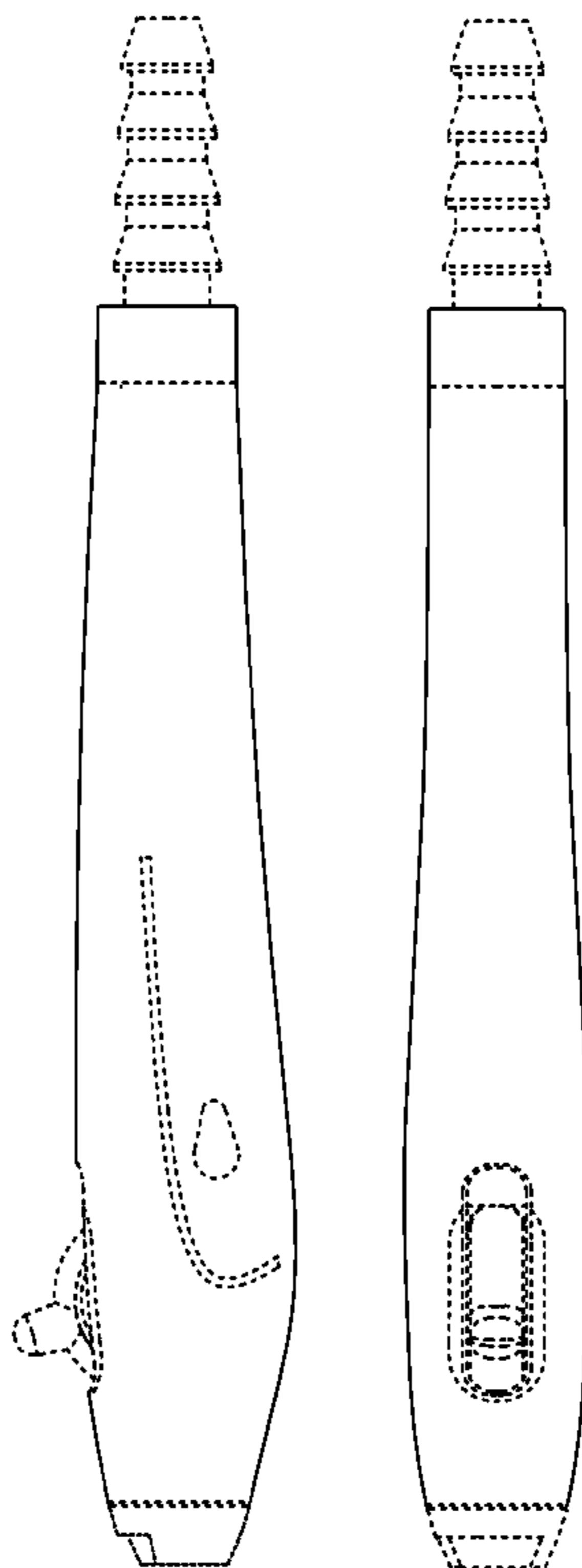
The ornamental design for a handle, as shown and described.

DESCRIPTION

FIG. 1 is a perspective view of a handle;
FIG. 2 is a right side view thereof;
FIG. 3 is a left side view thereof;
FIG. 4 is a front view thereof;
FIG. 5 is a back view thereof;
FIG. 6 is a top view thereof; and,
FIG. 7 is a bottom view thereof.

The broken line surrounding the unclaimed switch structure and tear-drop shape immediately adjacent to the claimed areas represent the bounds of the claimed design while all other broken lines are directed to environment and are for illustrative purposes only; the broken lines form no part of the claimed design.

1 Claim, 2 Drawing Sheets



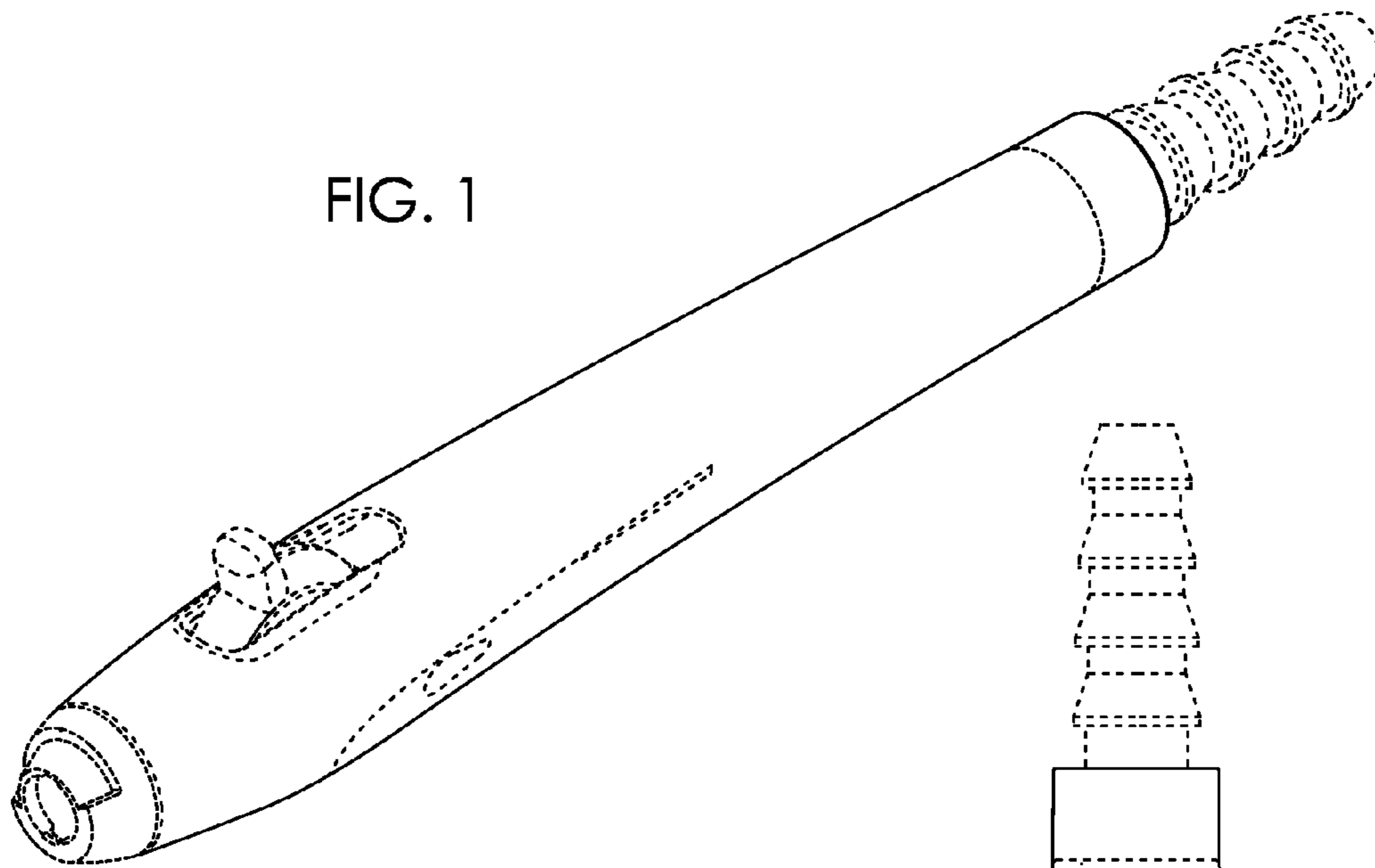


FIG. 4

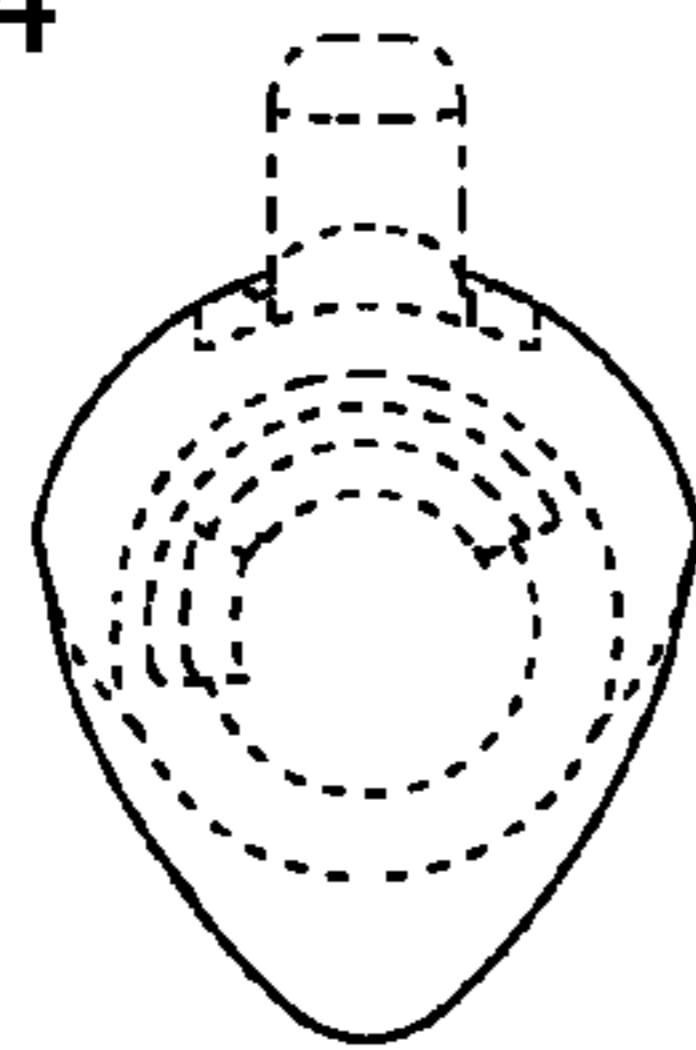


FIG. 5

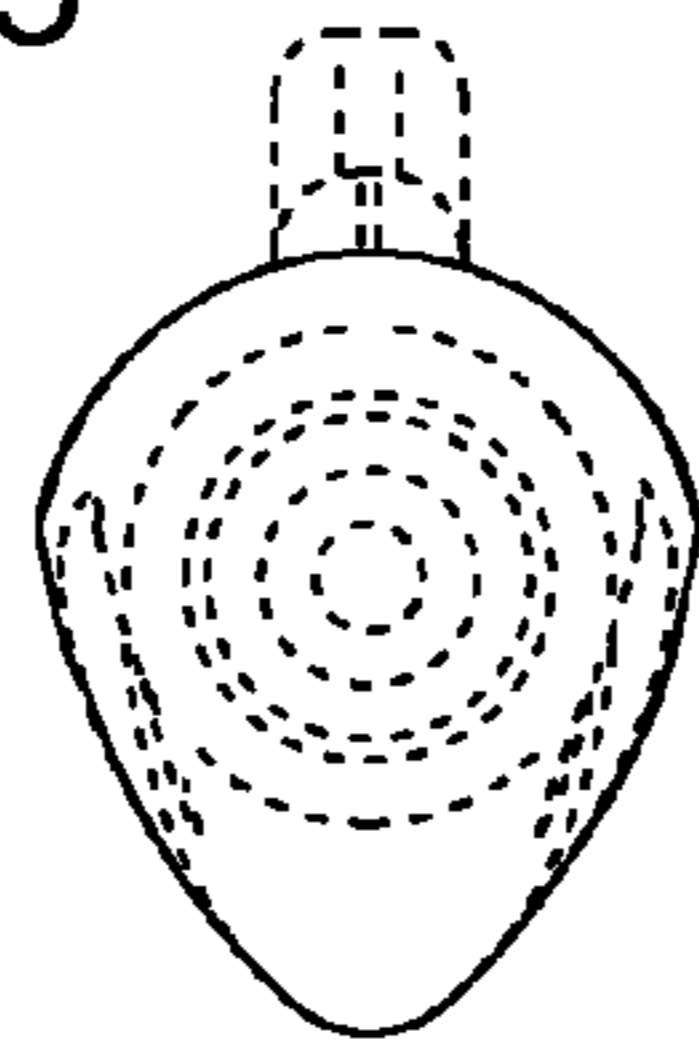


FIG. 2

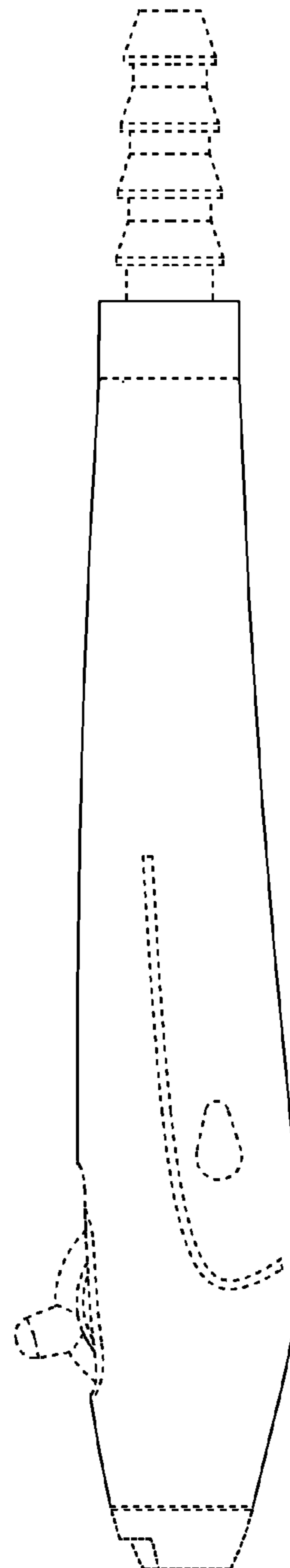


FIG. 3

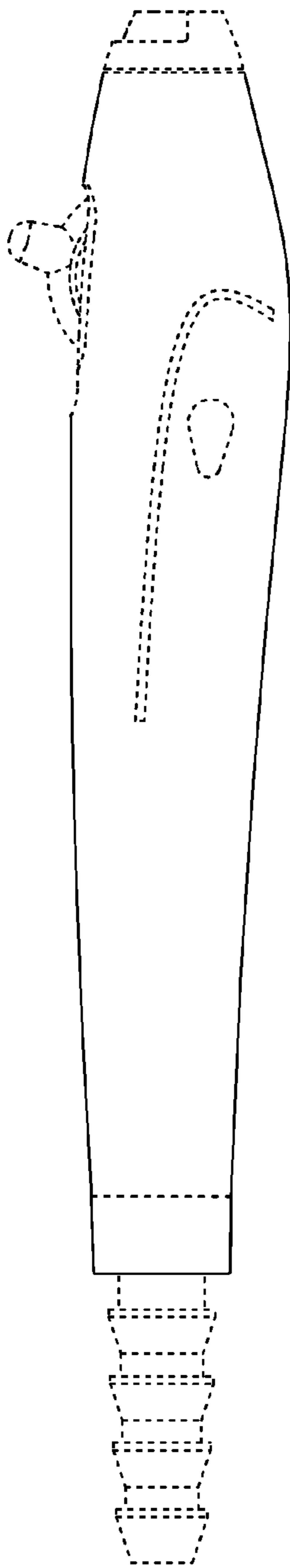


FIG. 6

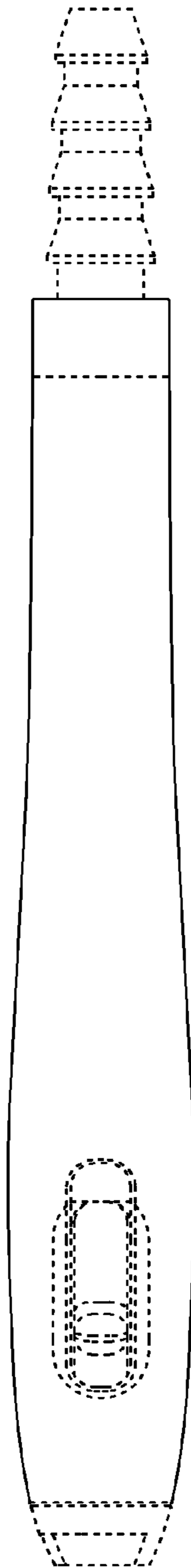


FIG. 7

