

US00D673672S

(12) **United States Design Patent**  
**Dieringer et al.**

(10) **Patent No.:** **US D673,672 S**  
(45) **Date of Patent:** **\*\* Jan. 1, 2013**

(54) **FEMININE PAD WITH RECESSED STRUCTURE**

(76) Inventors: **Jessica Annette Ives Dieringer**, Neenah, WI (US); **Cheri Lee Schultz**, Kimberly, WI (US)

(\*\*) Term: **14 Years**

(21) Appl. No.: **29/414,851**

(22) Filed: **Mar. 5, 2012**

(51) **LOC (9) Cl.** ..... **24-04**

(52) **U.S. Cl.** ..... **D24/125**

(58) **Field of Classification Search** ..... D24/124-125;  
604/358, 378, 385.07, 393, 391, 395-399,  
604/361, 366, 363, 364, 368-375, 385.01,  
604/385.03, 385.14, 385.23, 387, 390, 389,  
604/386; D5/8, 25, 37-43, 53, 56, 57, 58,  
D5/60-62, 47

See application file for complete search history.

(56) **References Cited**

**U.S. PATENT DOCUMENTS**

4,758,240	A	7/1988	Glassman	
D320,274	S *	9/1991	Douglas	D24/125
5,057,096	A *	10/1991	Faglione	604/385.17
5,484,430	A	1/1996	Osborn, III	
5,545,156	A	8/1996	Dipalma et al.	
5,562,680	A	10/1996	Hasson	
5,591,148	A	1/1997	McFall	
5,702,380	A *	12/1997	Walker	604/385.17
5,743,896	A *	4/1998	Parker	604/385.01
5,810,798	A	9/1998	Finch	
6,160,197	A	12/2000	Lassen	
6,168,583	B1	1/2001	Tanji et al.	
6,221,460	B1	4/2001	Weber et al.	
D469,868	S *	2/2003	Bruce et al.	D24/125
6,562,192	B1	5/2003	Hamilton et al.	
D483,485	S *	12/2003	Phillips-Nicholas	D24/125
6,660,903	B1	12/2003	Chen	

(Continued)

**FOREIGN PATENT DOCUMENTS**

EP 0 119 919 A1 9/1984

(Continued)

**OTHER PUBLICATIONS**

Co-pending U.S. Appl. No. 13/412,103, filed Mar. 3, 2012, by Dieringer et al. for "Absorbent Article with Recessed Body Conforming Structure."

(Continued)

*Primary Examiner* — T. Chase Nelson

*Assistant Examiner* — Michelle E Wilson

(74) *Attorney, Agent, or Firm* — Randall W. Fieldhack; David J. Arteman

(57) **CLAIM**

The ornamental design for a feminine pad with recessed structure, as shown and described.

**DESCRIPTION**

FIG. 1 is a top perspective view of the body facing surface of a feminine pad with recessed structure.

FIG. 2 is a top view of the feminine pad of FIG. 1.

FIG. 3 is a first side view of the feminine pad of FIG. 1.

FIG. 4 is a second side view of the feminine pad of FIG. 1.

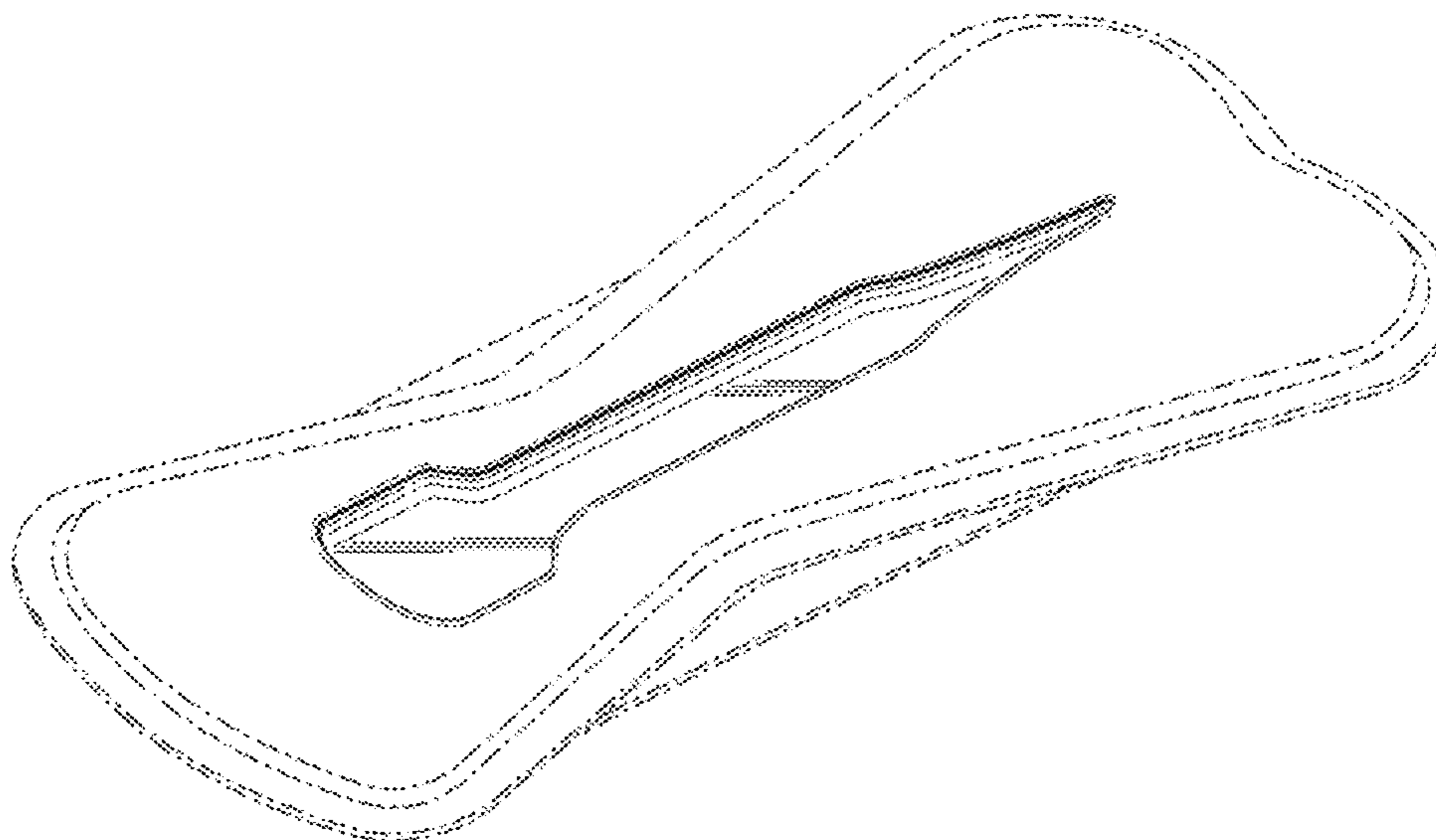
FIG. 5 is a first end view of the feminine pad of FIG. 1.

FIG. 6 is a second end view of the feminine pad of FIG. 1; and,

FIG. 7 is a back view of the feminine pad of FIG. 1.

The broken lines shown are for the purpose of illustrating environmental structure and form no part of the claimed design.

**1 Claim, 5 Drawing Sheets**



# US D673,672 S

Page 2

## U.S. PATENT DOCUMENTS

6,667,424 B1 12/2003 Hamilton  
6,700,035 B2 \* 3/2004 Yoshimasa ..... 604/378  
6,929,629 B2 8/2005 Drevik et al.  
6,965,058 B1 11/2005 Raidel et al.  
6,984,225 B2 1/2006 Raidel et al.  
7,156,832 B2 1/2007 Drevik et al.  
D571,004 S \* 6/2008 Cardin et al. .... D24/124  
7,429,689 B2 9/2008 Chen et al.  
D614,765 S \* 4/2010 Webster ..... D24/124  
7,754,940 B2 \* 7/2010 Brisebois et al. .... 604/380  
D630,730 S \* 1/2011 Clark ..... D24/125  
D646,781 S \* 10/2011 Forbes et al. .... D24/125  
2003/0153232 A1 8/2003 Raidel  
2003/0225385 A1 12/2003 Glaug  
2005/0010185 A1 1/2005 Mizutani et al.  
2005/0059942 A1 3/2005 Krautkramer et al.  
2006/0229580 A1 10/2006 Raidel  
2007/0135787 A1 6/2007 Raidel  
2009/0204095 A1 8/2009 McDaniel

2010/0057031 A1 3/2010 Kuroda et al.  
2012/0037327 A1 2/2012 Alkmin et al.  
2012/0040039 A1 2/2012 Alkmin et al.  
2012/0041405 A1 2/2012 Alkmin et al.

## FOREIGN PATENT DOCUMENTS

WO WO 92/07535 A1 5/1992  
WO WO 95/16424 A1 6/1995  
WO WO 97/09014 A1 3/1997  
WO WO 2008/004961 A1 1/2008

## OTHER PUBLICATIONS

Co-pending U.S. Appl. No. 13/412,169, filed Mar. 3, 2012, by Dieringer et al. for "Absorbent Article with Raised Body Conforming Structure."

Co-pending U.S. Appl. No. 29/414,860, filed Mar. 3, 2012, by Dieringer et al. for "Feminine Pad with Raised Structure."

\* cited by examiner

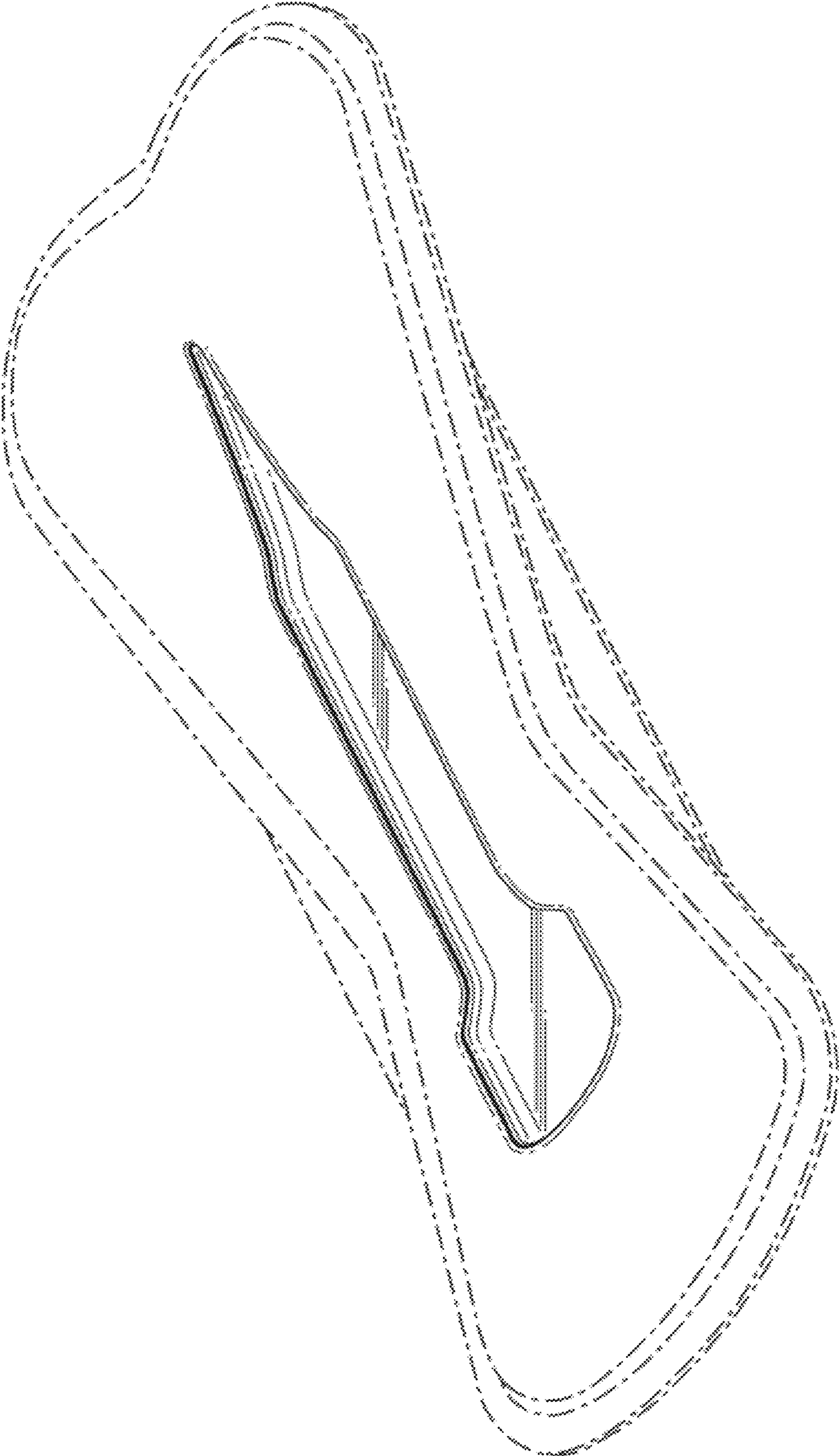


FIG. 1

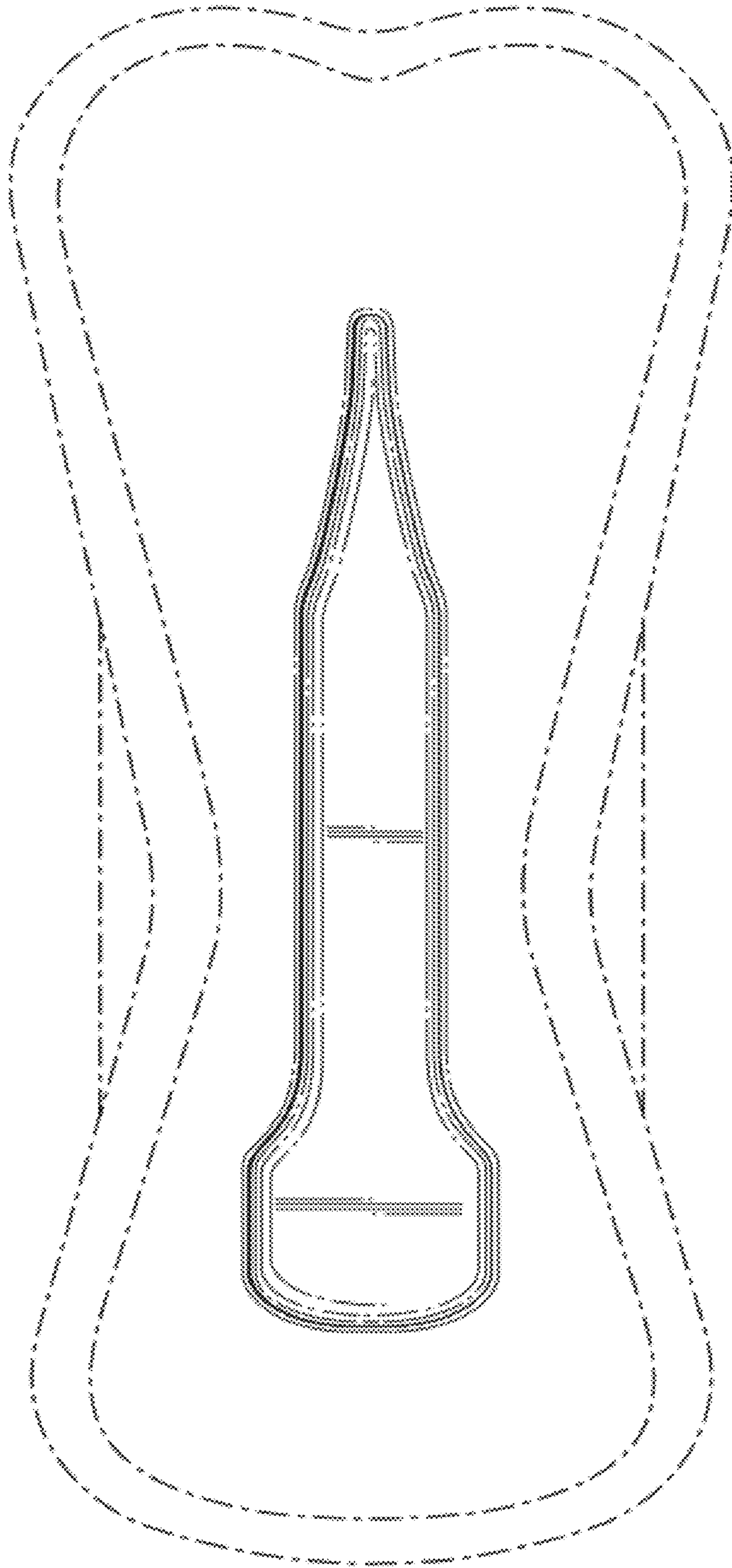


FIG. 2




FIG. 3



FIG. 4



FIG. 5



FIG. 6

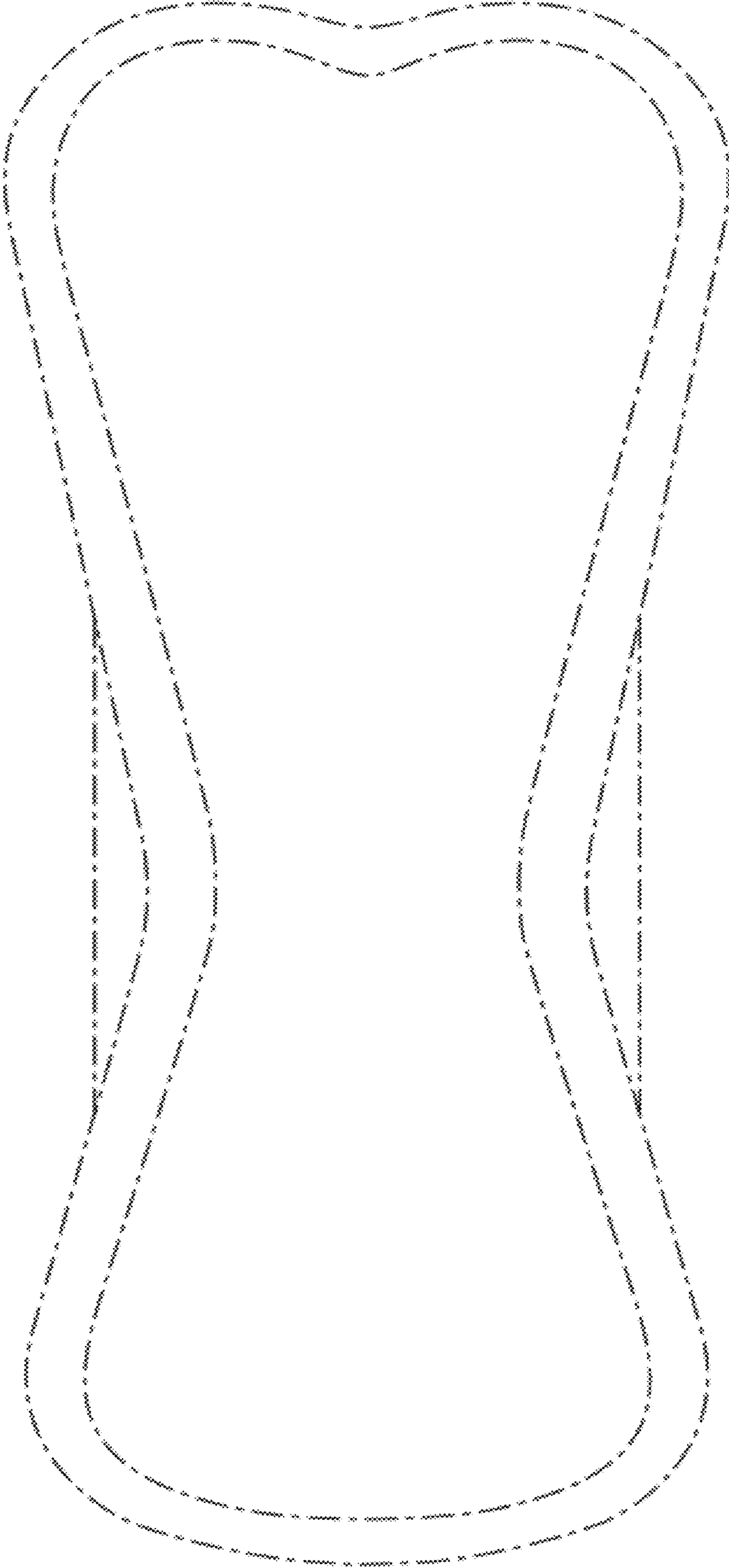


FIG. 7