



US00D673647S

(12) **United States Design Patent**
Tandon

(10) **Patent No.:** **US D673,647 S**

(45) **Date of Patent:** **** Jan. 1, 2013**

(54) **FILTER ASSEMBLY**

(75) **Inventor:** **Pradeep Kumar Tandon**, Rydalmere (AU)

(73) **Assignee:** **Waterco Limited**, Rydalmere (AU)

(**) **Term:** **14 Years**

(21) **Appl. No.:** **29/404,091**

(22) **Filed:** **Oct. 14, 2011**

(30) **Foreign Application Priority Data**

Aug. 4, 2011 (AU) 13448/2011

(51) **LOC (9) Cl.** **23-01**

(52) **U.S. Cl.** **D23/209**

(58) **Field of Classification Search** D23/207,
D23/209; 210/275, 279, 291

See application file for complete search history.

(56) **References Cited**

U.S. PATENT DOCUMENTS

4,753,726	A *	6/1988	Suchanek	210/232
D417,903	S *	12/1999	Warszawsky	D23/213
D418,199	S *	12/1999	Warszawsky	D23/213
6,428,690	B1 *	8/2002	Tse	210/136
6,709,574	B2 *	3/2004	James	210/90
7,513,993	B2 *	4/2009	Goodwin et al.	210/167.13
8,118,999	B2 *	2/2012	Swain	210/136

* cited by examiner

Primary Examiner — Robin V Webster

(74) *Attorney, Agent, or Firm* — Workman Nydegger

(57) **CLAIM**

The ornamental design for a filter assembly, as shown and described.

DESCRIPTION

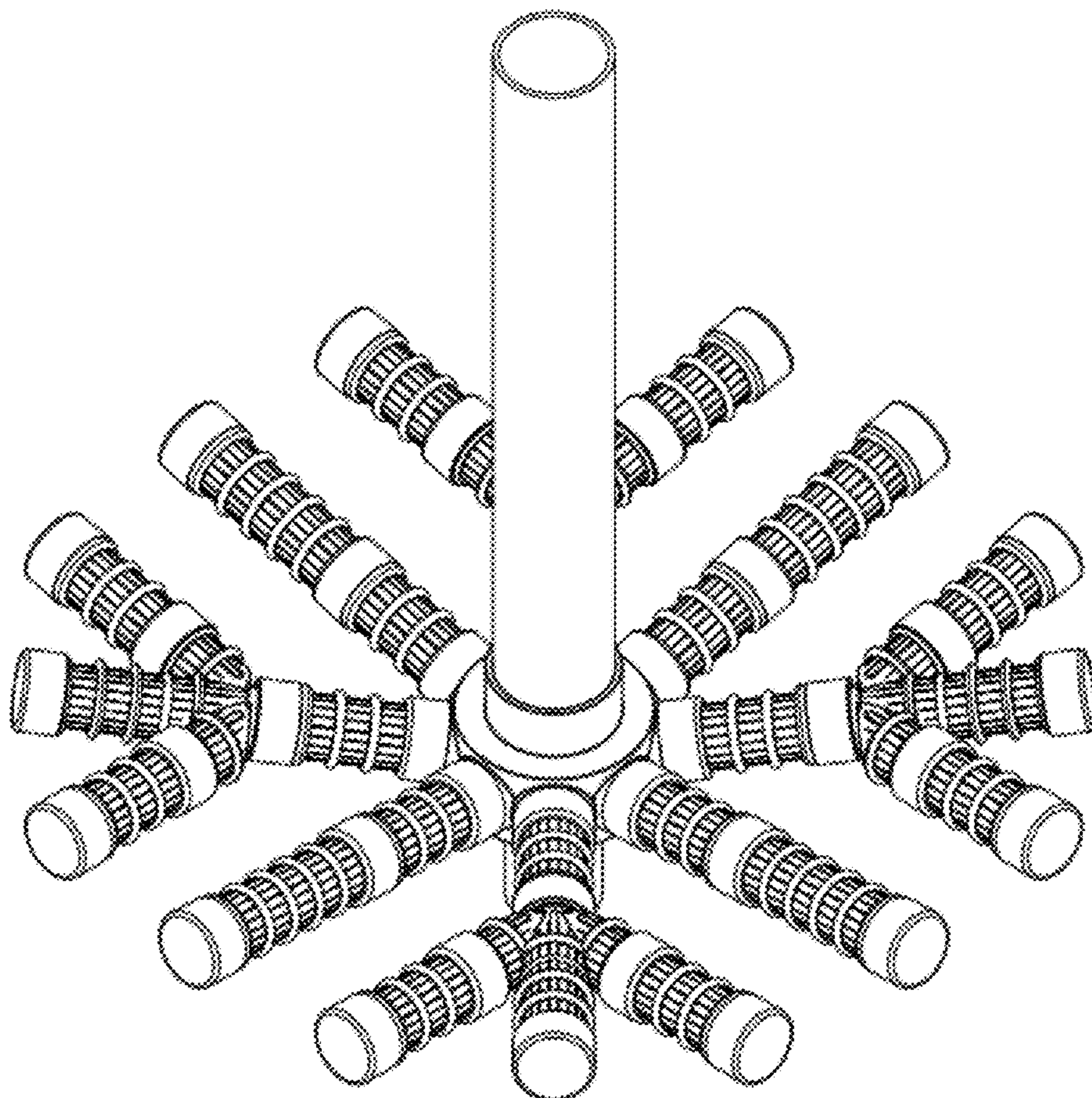
FIG. 1 is a perspective view of a filter assembly showing the new design;

FIG. 2 is a front elevational view thereof, wherein the right and left side and rear elevational views are identical thereto;

FIG. 3 is a top plan view thereof; and,

FIG. 4 is a bottom plan view thereof.

1 Claim, 4 Drawing Sheets



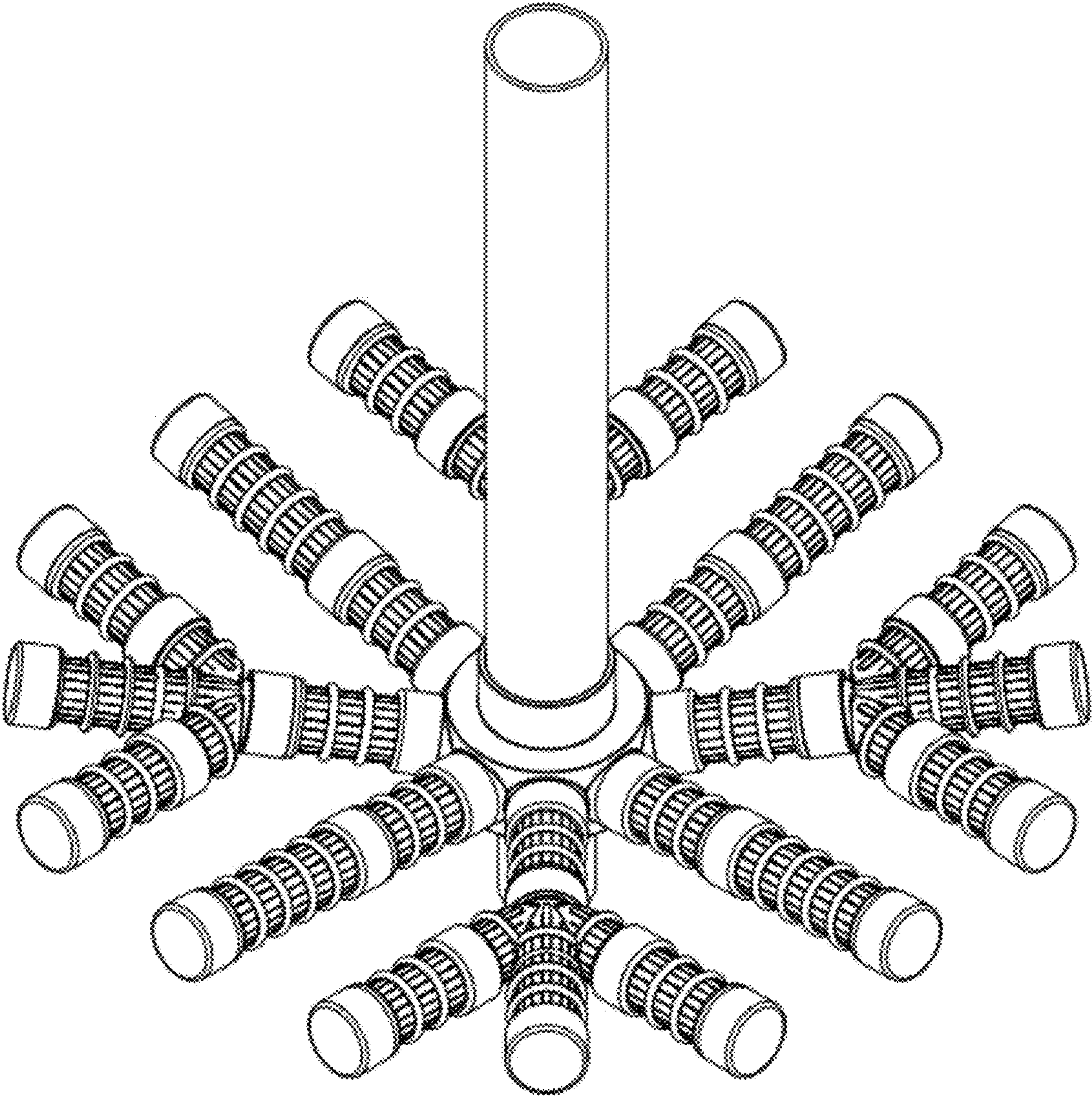


Fig. 1

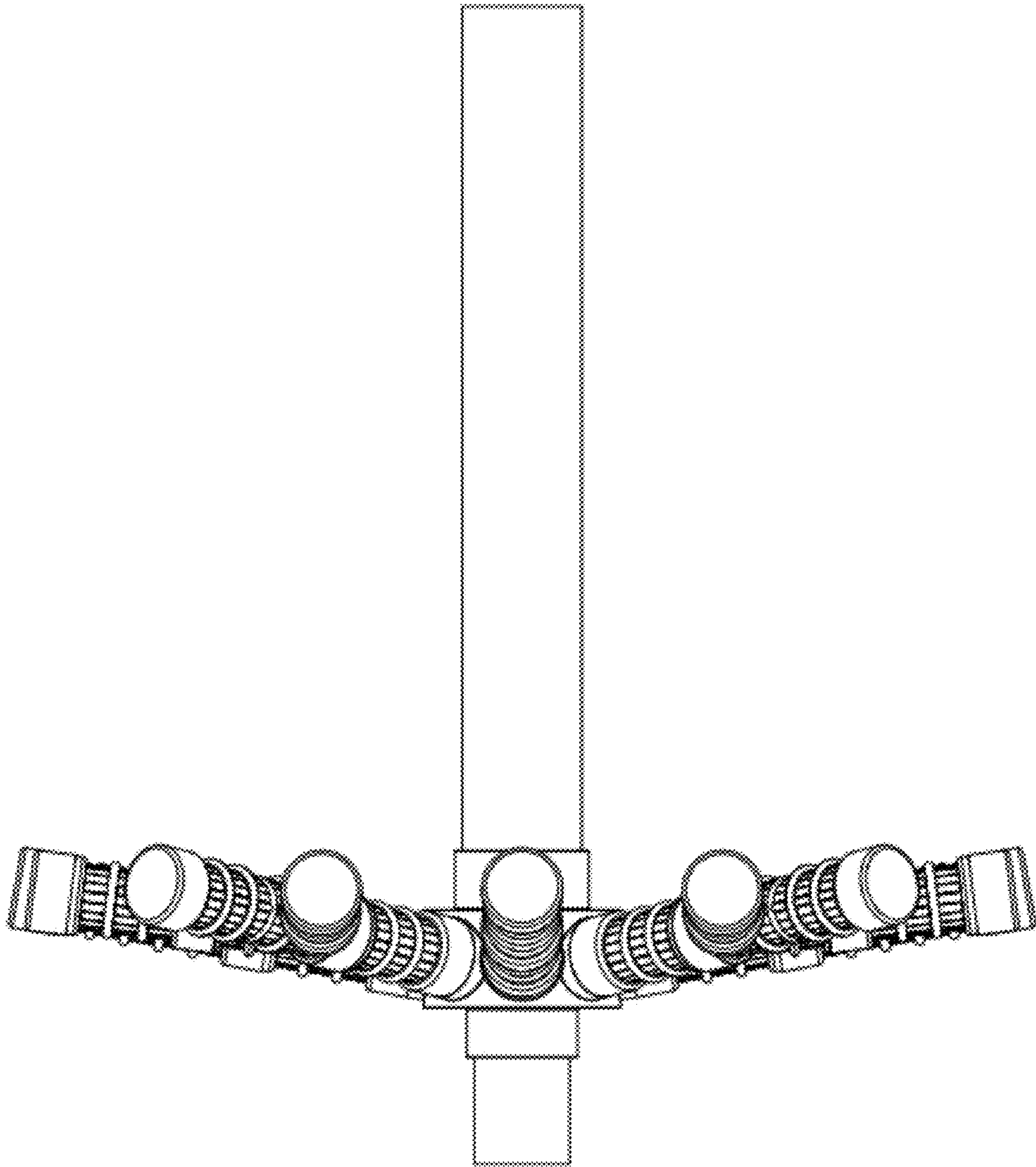


Fig. 2

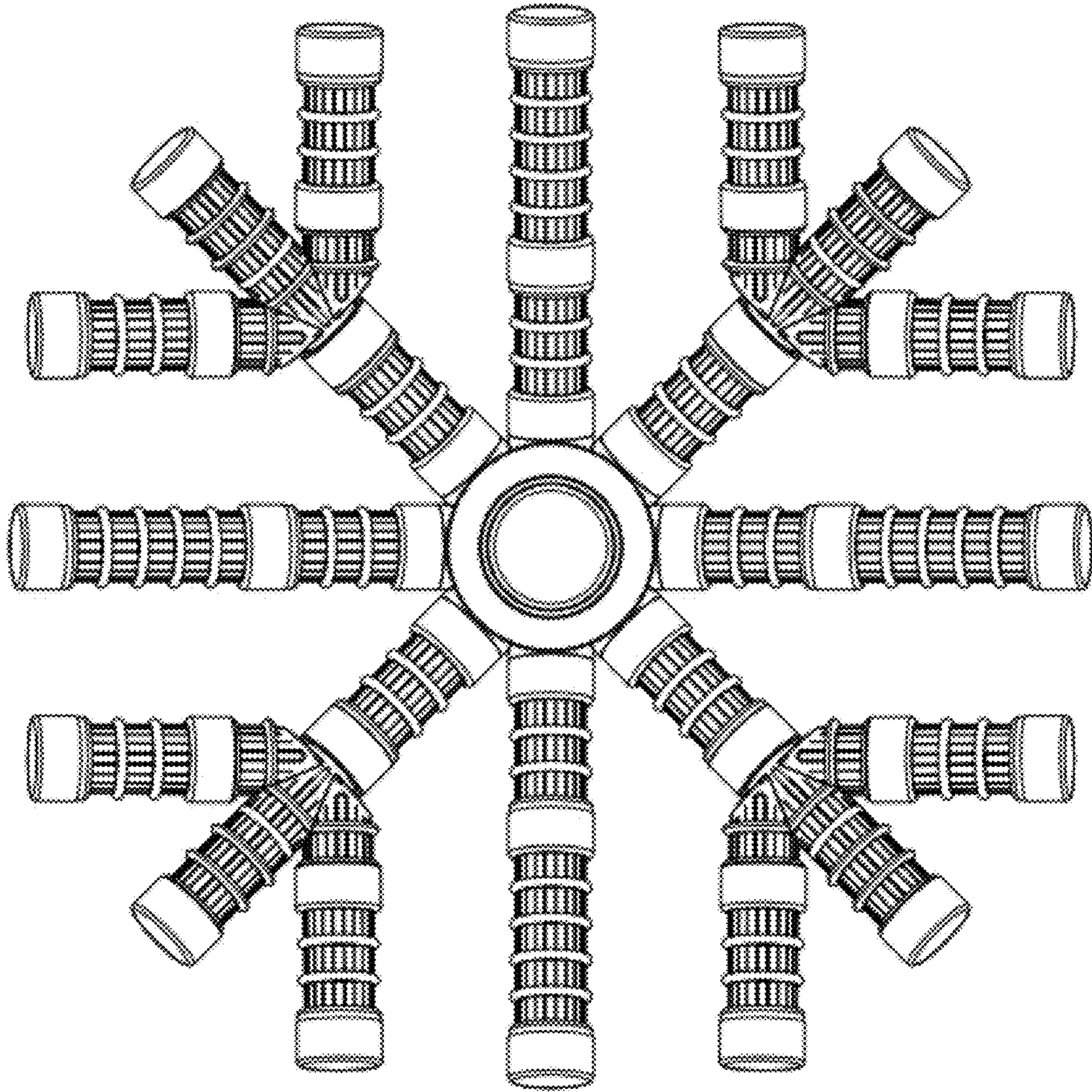


Fig. 3




Fig. 4