



US00D673643S

(12) **United States Design Patent**
Ward

(10) **Patent No.:** **US D673,643 S**

(45) **Date of Patent:** **** Jan. 1, 2013**

(54) **FISHING LINE BITE INDICATOR**
(76) Inventor: **James Ward**, Porterville, CA (US)

7,434,348 B1 * 10/2008 Welch 43/17
D616,524 S * 5/2010 Haroian D22/134
D620,069 S * 7/2010 Ashley D22/134

(**) Term: **14 Years**

* cited by examiner

(21) Appl. No.: **29/389,404**

Primary Examiner — Catheri Oliver-Garcia

(74) *Attorney, Agent, or Firm* — Richard A. Ryan

(22) Filed: **Apr. 11, 2011**

(51) **LOC (9) Cl.** **22-05**

(52) **U.S. Cl.** **D22/134**

(58) **Field of Classification Search** D22/134–136,
D22/138–139, 199; 43/43.1, 15–17, 17.5,
43/25, 44.87

See application file for complete search history.

(57) **CLAIM**

The ornamental design for a fishing line bite indicator, as shown and described.

DESCRIPTION

FIG. 1 is a side perspective view of a preferred embodiment of the fishing line bite indicator of the present invention showing the Applicant's new design;

FIG. 2 is a front elevation view thereof;

FIG. 3 is a rear elevation view thereof;

FIG. 4 is a right side elevation view thereof;

FIG. 5 is a left side elevation view thereof;

FIG. 6 is a top plan view thereof; and,


FIG. 7 is a bottom plan view thereof.

(56) **References Cited**

U.S. PATENT DOCUMENTS

D381,735 S * 7/1997 Dirito D22/139
D421,478 S * 3/2000 Medrano D22/134
6,857,221 B2 * 2/2005 Johnson 43/44.87

1 Claim, 2 Drawing Sheets






FIG. 1




FIG. 2




FIG. 3




FIG. 4




FIG. 5

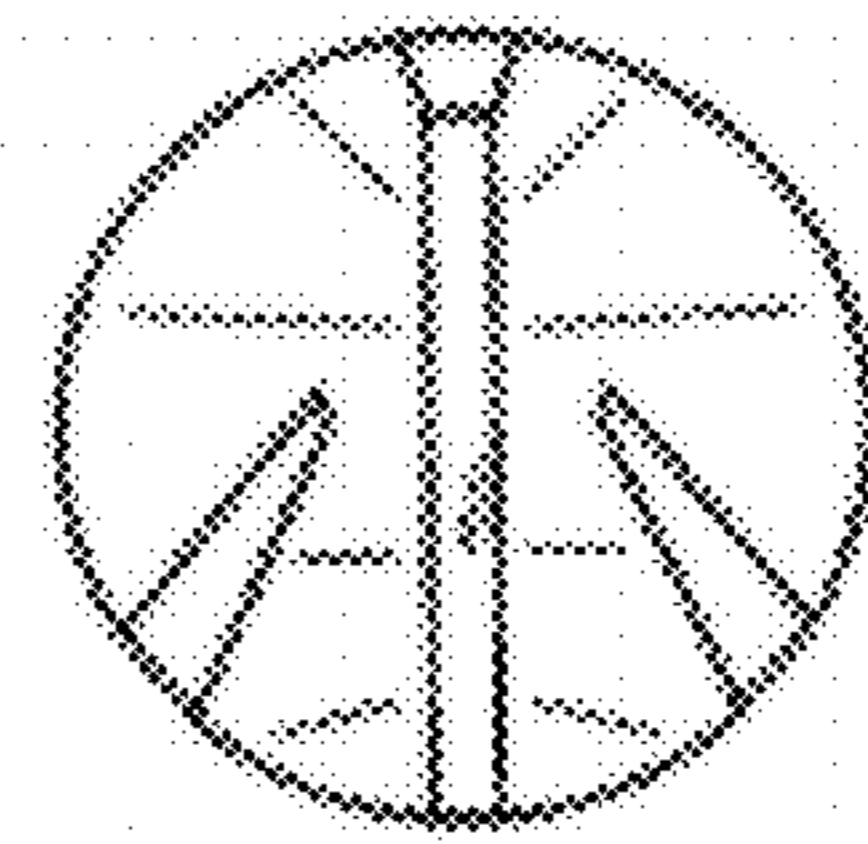


FIG. 6

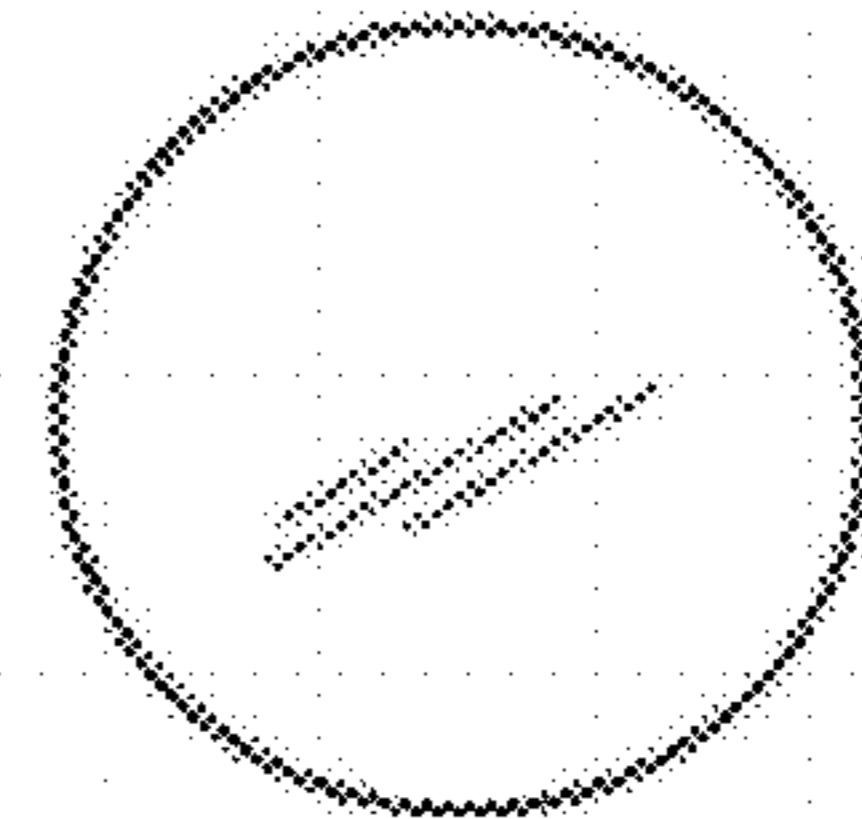


FIG. 7