



US00D673627S

(12) **United States Design Patent**  
**Shull**

(10) **Patent No.:** **US D673,627 S**

(45) **Date of Patent:** **\*\* Jan. 1, 2013**

(54) **PROMOTION GOLF TEE**

(76) Inventor: **Michael S. Shull**, Evansville, IN (US)

(\*\*) Term: **14 Years**

(21) Appl. No.: **29/374,957**

(22) Filed: **Nov. 1, 2011**

(51) **LOC (9) Cl.** ..... **21-02**

(52) **U.S. Cl.** ..... **D21/718**

(58) **Field of Classification Search** ..... D21/717-721,  
D21/789-796; 473/386-406

See application file for complete search history.

D562,420 S \* 2/2008 Khamsitthisack et al. .. D21/718  
D603,005 S \* 10/2009 Steinhobel ..... D21/718  
2004/0185967 A1\* 9/2004 McDonough et al. .... 473/387  
2005/0064959 A1\* 3/2005 Ortiz ..... 473/387  
2009/0325726 A1\* 12/2009 Humphrey ..... 473/278

\* cited by examiner

*Primary Examiner* — Catherine Tuttle

(74) *Attorney, Agent, or Firm* — Gary K. Price

(57) **CLAIM**

The ornamental design for a promotion golf tee, as shown and described.

**DESCRIPTION**

(56) **References Cited**

U.S. PATENT DOCUMENTS

D67,255	S	*	5/1925	Alvord	.....	D21/718
1,599,310	A	*	9/1926	Wiley	.....	473/388
1,638,527	A	*	8/1927	Clausing	.....	473/402
1,644,979	A	*	10/1927	Clausing	.....	473/402
2,529,771	A	*	11/1950	Herman	.....	473/143
4,948,130	A	*	8/1990	Rydborn	.....	473/391
4,951,945	A	*	8/1990	Gamble	.....	473/400
D331,271	S	*	11/1992	Blake	.....	D21/718
D378,117	S	*	2/1997	Aleamoni	.....	D21/794
D393,301	S	*	4/1998	Koskela	.....	D21/718
D511,193	S	*	11/2005	Trawoger	.....	D21/718
D516,146	S	*	2/2006	Iacono et al.	.....	D21/718
D555,218	S	*	11/2007	Lee et al.	.....	D21/718

FIG. 1 is a front view showing my new design for a promotion tee.

FIG. 2 is a side view thereof, rotated 120° from FIG. 1.

FIG. 3 is a top view thereof.

FIG. 4 is a bottom view thereof.

FIG. 5 is a sectional view thereof, taken along line 5-5 of FIG. 2.

FIG. 6 is a sectional view thereof, taken along line 6-6 of FIG. 2; and,

FIG. 7 is a perspective view thereof.

The appearance within the unshaded circular area of FIG. 3 forms no part of the claimed design.

**1 Claim, 3 Drawing Sheets**

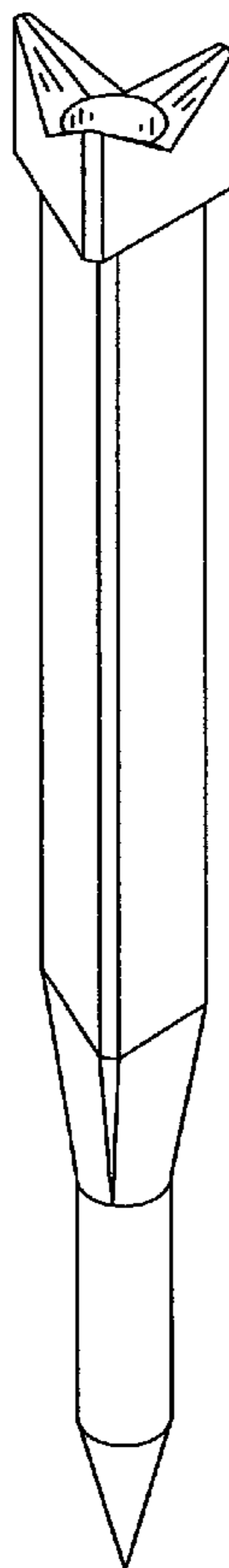


FIG 1

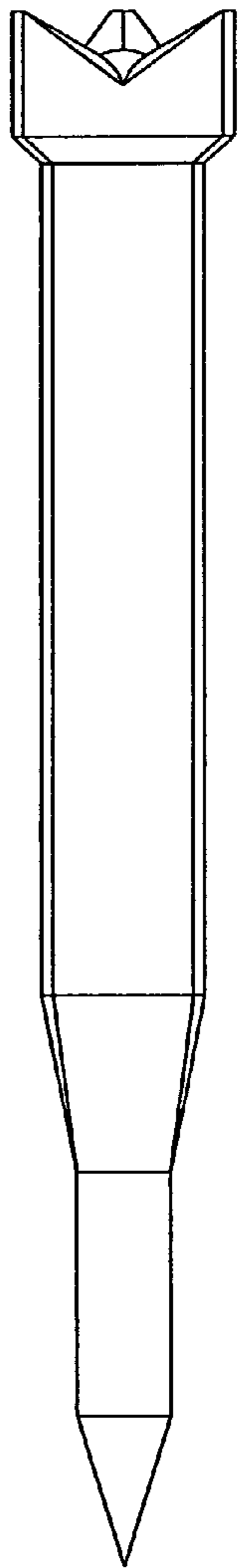


FIG 2

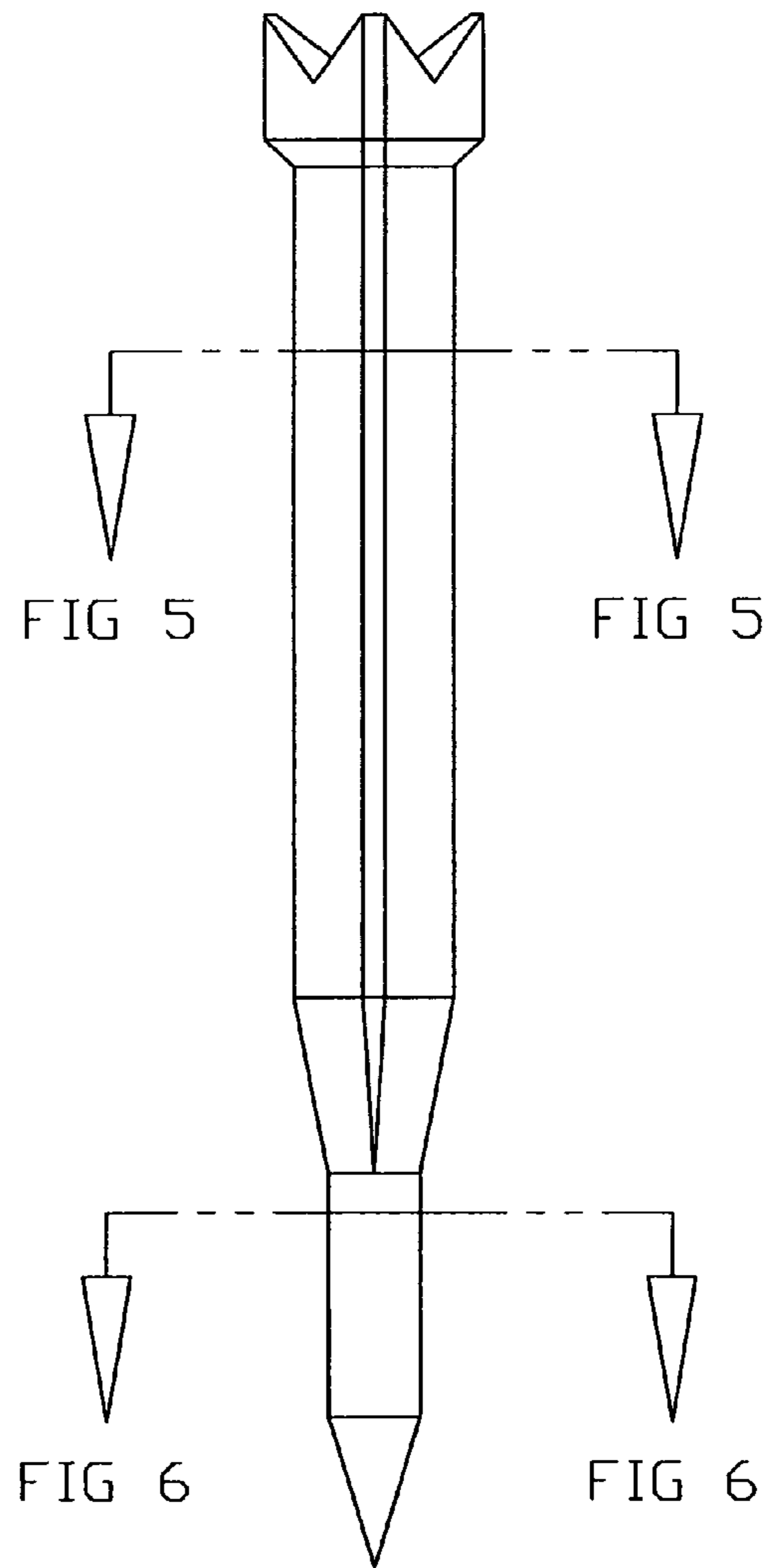


FIG 3

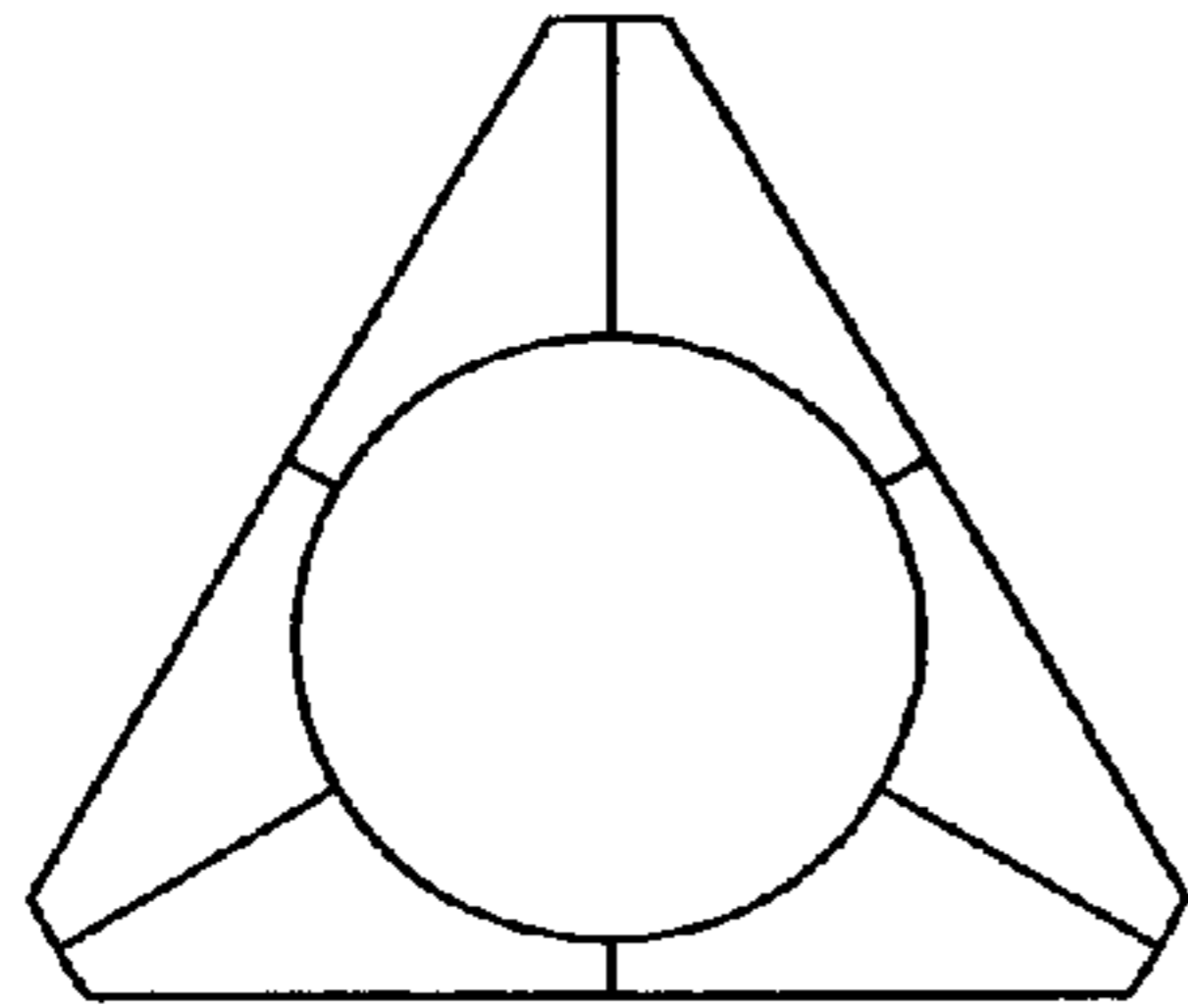


FIG 4

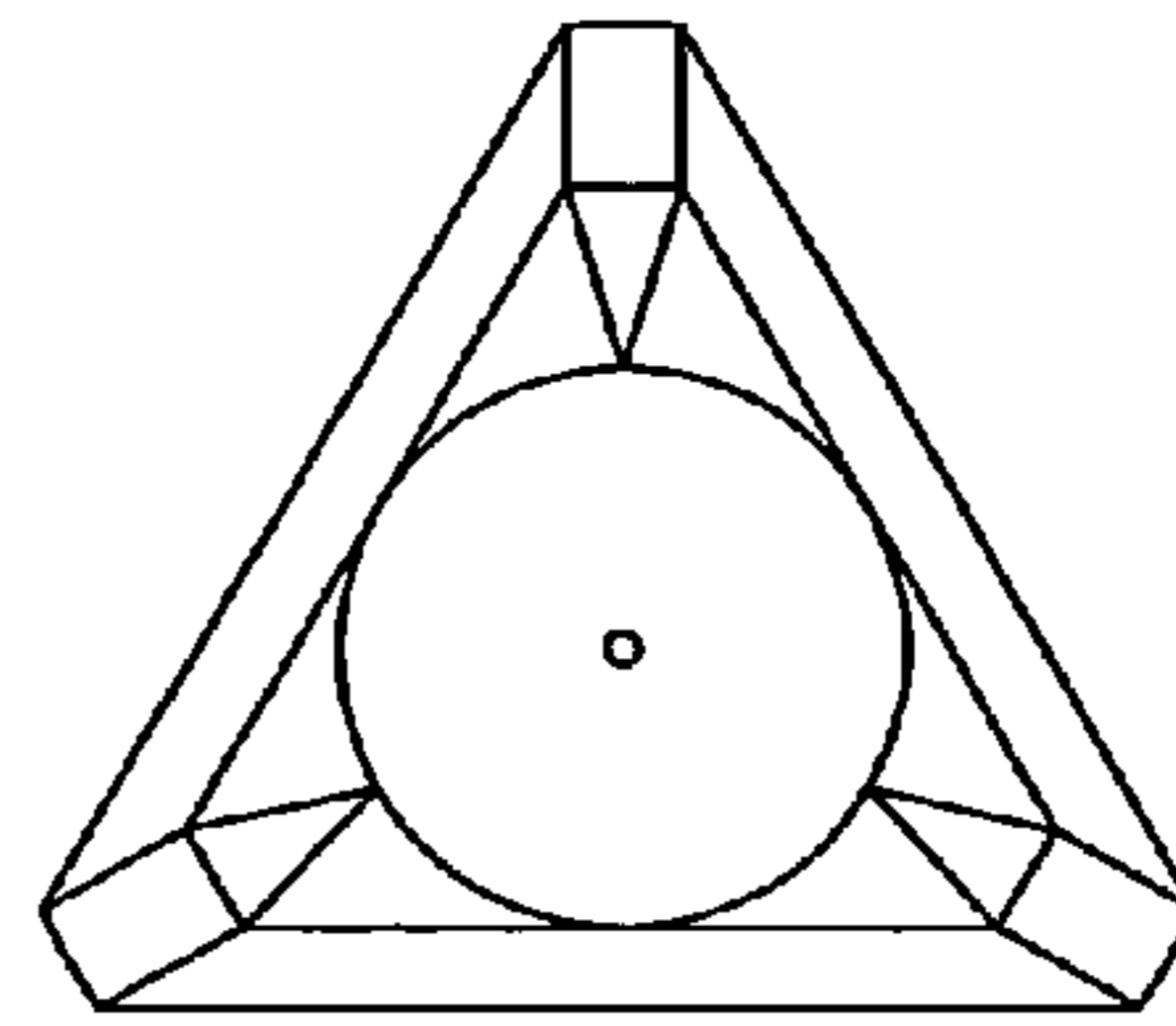


FIG 5

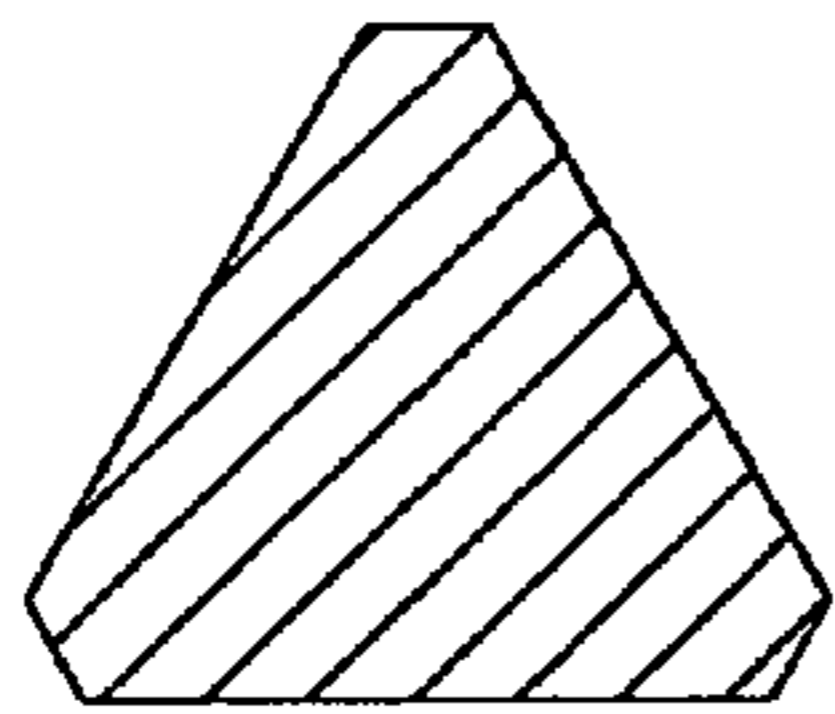


FIG 6

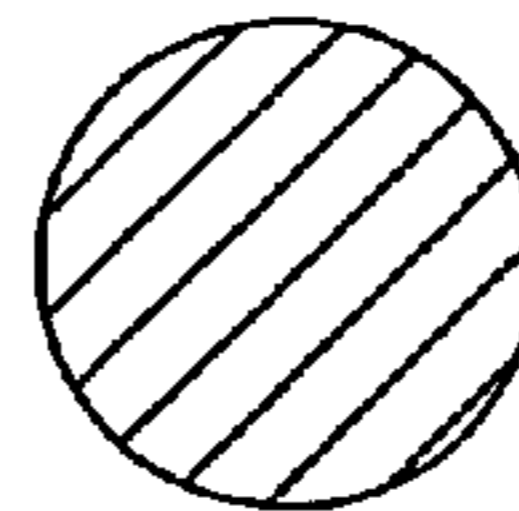


FIG 7

