



US00D673613S

(12) **United States Design Patent**
Murphy et al.

(10) **Patent No.:** **US D673,613 S**
(45) **Date of Patent:** **** Jan. 1, 2013**

(54) **LABEL FOR A CONTAINER**

(75) Inventors: **Christopher Murphy**, South Boston, MA (US); **David Lawton Corr**, New York, NY (US)

(73) Assignee: **The Procter & Gamble Company**, Cincinnati, OH (US)

(**) Term: **14 Years**

(21) Appl. No.: **29/396,234**

(22) Filed: **Jun. 28, 2011**

(51) **LOC (9) Cl.** **19-08**

(52) **U.S. Cl.** **D20/22**

(58) **Field of Classification Search** D20/10, D20/11, 22-28, 40, 99; 40/5, 124.01-124.09, 40/124.11-124.19, 124.191, 299.01, 310-313, 40/359, 360, 625, 626, 638; D6/480, 482, D6/511; D9/434, 561, 719; D24/189; D21/802; 283/56, 71, 81; 428/40.1, 42.1-42.3, 202, 428/914

See application file for complete search history.

(56) **References Cited**

U.S. PATENT DOCUMENTS

D24,181 S 4/1895 May
D47,434 S 6/1915 Orem
D50,594 S 4/1916 Voges
D49,406 S 7/1916 Vivaudou
D73,128 S 7/1927 Harris
D87,397 S 7/1932 Marshburn et al.
D117,266 S 6/1939 Gerhart
D164,743 S 10/1951 Terry
D166,641 S 4/1952 Terry
D175,447 S 8/1955 Tucker
D176,225 S 11/1955 Morris
D187,820 S 5/1960 Oradell
D194,090 S 11/1962 Mercorelli
D202,219 S 9/1965 Drummond, Jr.
D207,350 S 4/1967 Koenigsberg
D211,005 S 5/1968 Vanderhyde

D211,319 S 6/1968 Jeronimus
D215,699 S 10/1969 Horne et al.
D217,591 S 5/1970 Biscoe
D222,610 S 11/1971 Plummer
D222,712 S 12/1971 Barker
D228,343 S 9/1973 Kretz
D232,146 S 7/1974 Dean
D234,394 S 2/1975 Metzger
D237,946 S 12/1975 Pardo
D241,318 S 9/1976 Lewman
D243,442 S 2/1977 Montgomery
D252,444 S 7/1979 Torongo, Jr.
D253,166 S 10/1979 Pardo
D264,305 S 5/1982 Pardo
D278,124 S 3/1985 Coussie
D282,529 S 2/1986 Pereira
D339,487 S 9/1993 Rizzi
D399,752 S 10/1998 Farmer

(Continued)

FOREIGN PATENT DOCUMENTS

GB 2005599 8/1990

Primary Examiner — Mary Ann Calabrese

(74) *Attorney, Agent, or Firm* — Armina E. Stricklin; James E. Oehlenschlager

(57) **CLAIM**

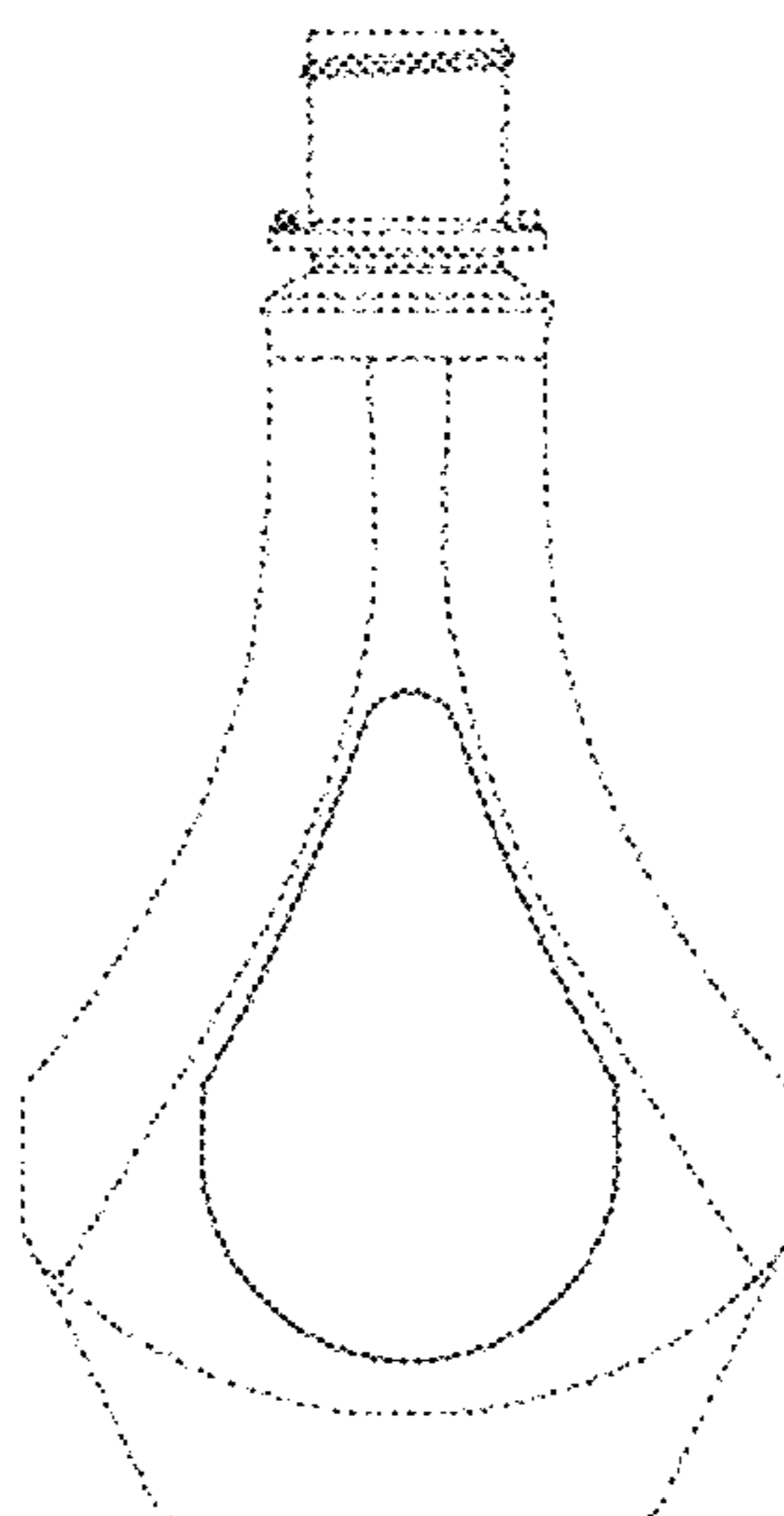
The ornamental design for a label for a container, as shown and described.

DESCRIPTION

FIG. 1 is a perspective view of a label for a container incorporating our new design;
FIG. 2 is a front view thereof;
FIG. 3 is a back view thereof;
FIG. 4 is a side view thereof;
FIG. 5 is a view of the opposite side thereof;
FIG. 6 is a top plan view thereof; and,
FIG. 7 is a bottom plan view thereof.

The broken lines shown in the drawings depict environmental subject matter only and form no part of the claimed design.

1 Claim, 4 Drawing Sheets



US D673,613 S

Page 2

U.S. PATENT DOCUMENTS

D401,086 S *	11/1998	Hellwig et al.	D6/482	D561,838 S	2/2008	Beam et al.	
6,670,009 B1	12/2003	Voss		D565,954 S	4/2008	Adamson et al.	
D488,647 S	4/2004	Ford et al.		D568,744 S	5/2008	Weber et al.	
D516,627 S	3/2006	Collins et al.		D580,593 S	11/2008	Huntington	
D527,824 S	9/2006	Mueller et al.		D588,671 S *	3/2009	Ball et al.	D21/802
D528,004 S	9/2006	Ratzlaff		D591,598 S	5/2009	Caroen et al.	
D530,620 S	10/2006	Owens et al.		D591,607 S	5/2009	Marotti et al.	
D531,044 S	10/2006	Owens et al.		D623,521 S	9/2010	Marotti et al.	
D531,045 S	10/2006	Owens et al.		D627,651 S	11/2010	Marotti	
D531,515 S	11/2006	Owens et al.		D629,308 S	12/2010	Marotti	
D533,072 S	12/2006	Kelly		D650,678 S *	12/2011	Marotti	D9/516
D543,384 S	5/2007	Resterhouse et al.		2007/0020423 A1	1/2007	Chamandy et al.	
D559,107 S	1/2008	Bates et al.					

* cited by examiner

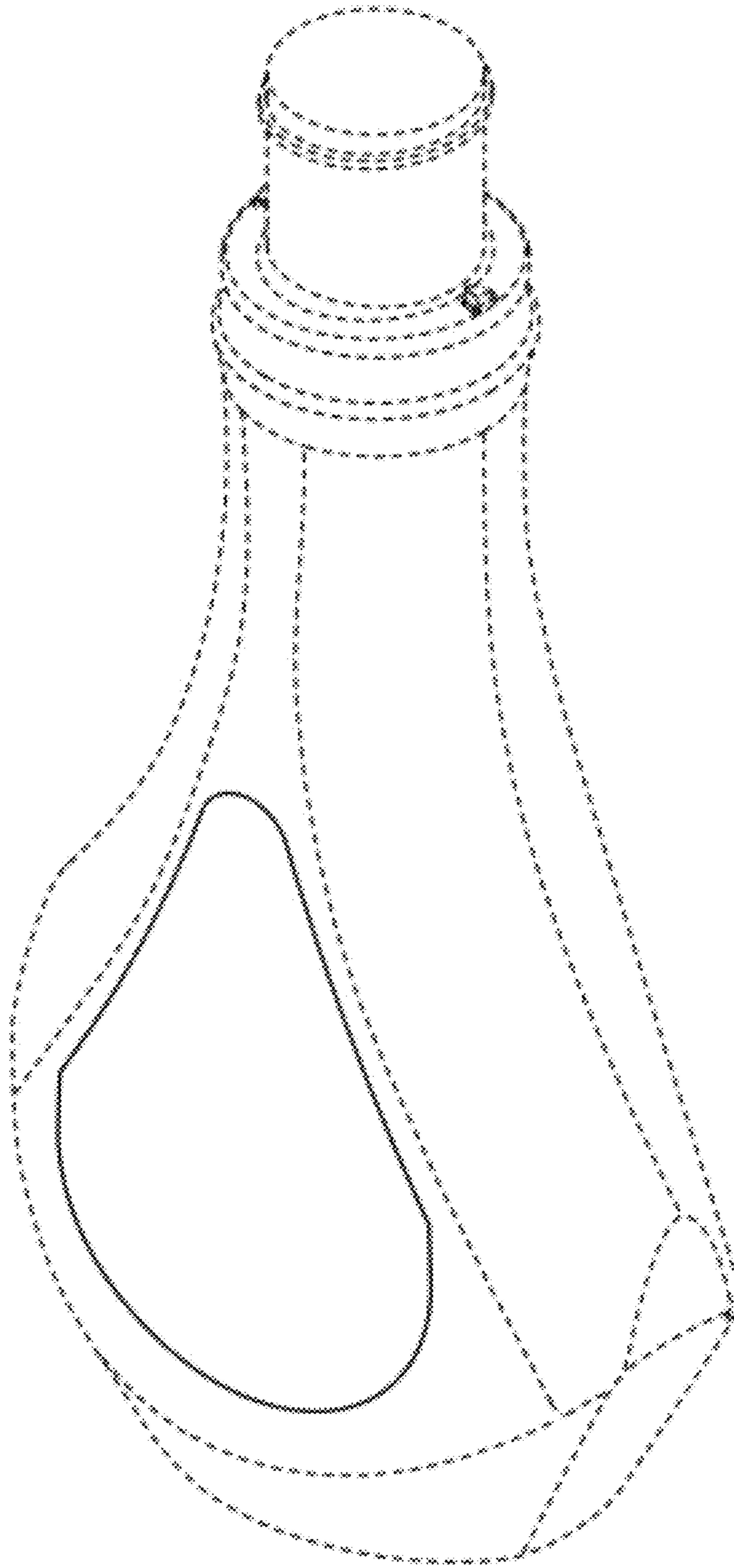


Fig. 1

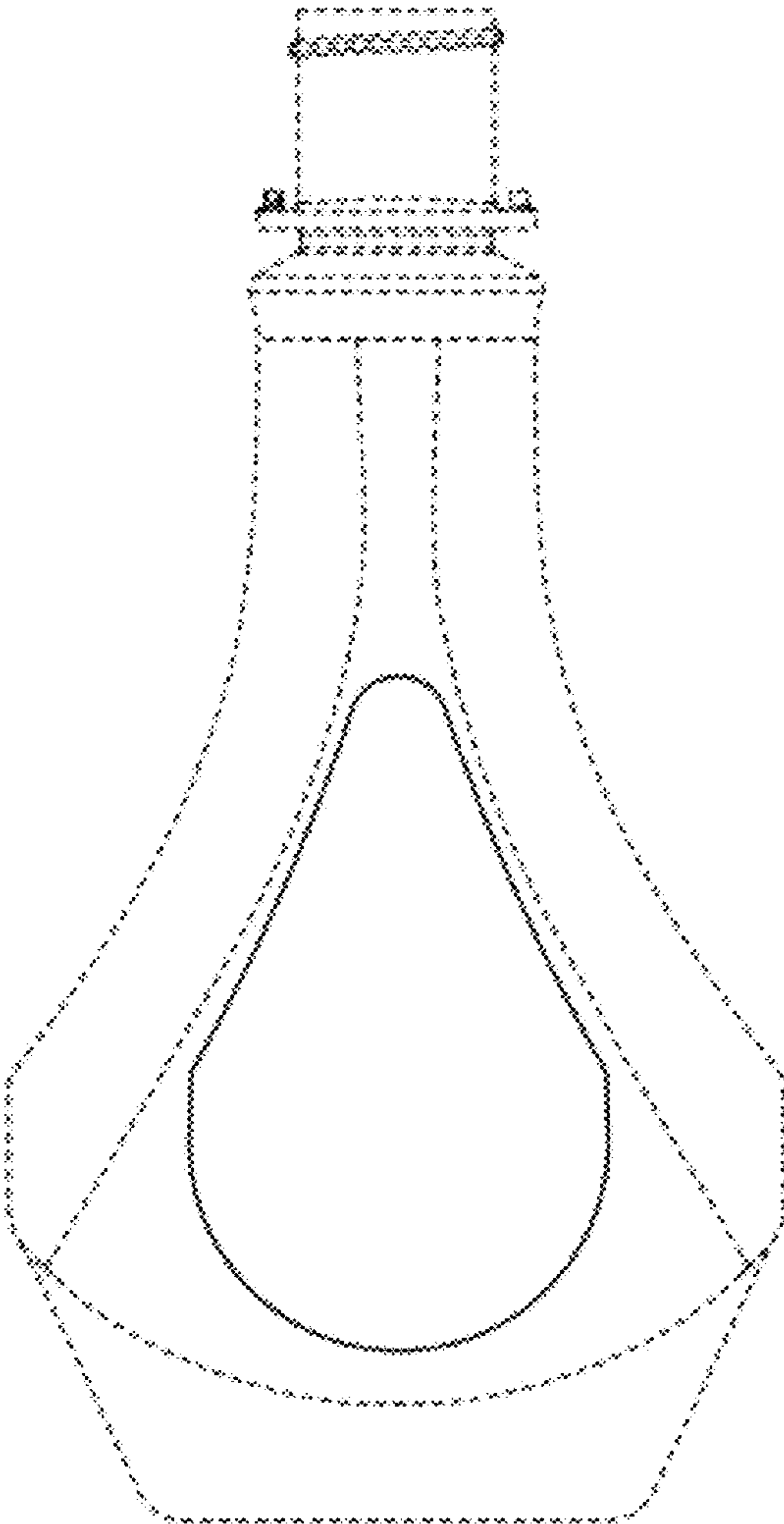


Fig. 2




Fig. 3




Fig. 4




Fig. 5

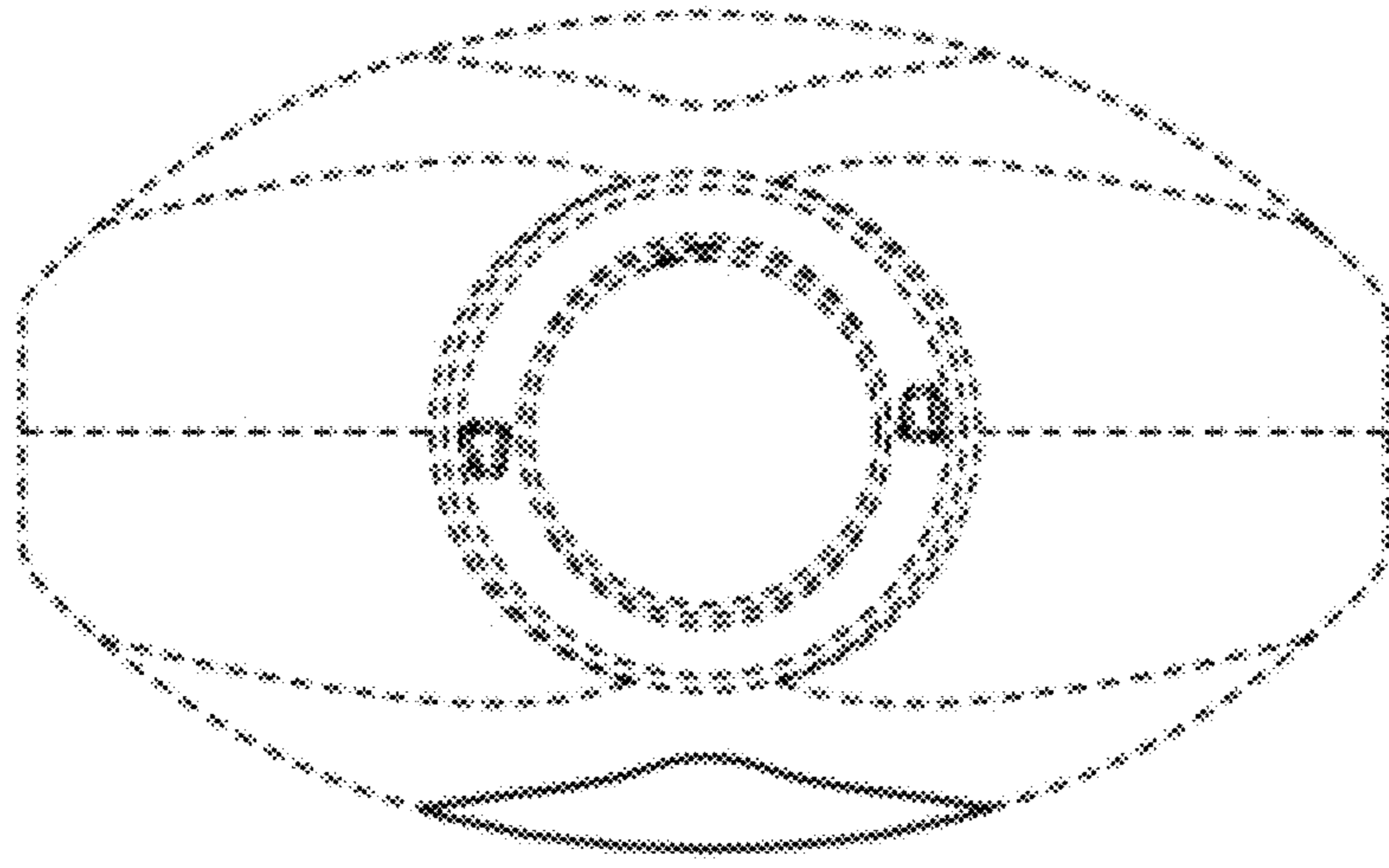


Fig. 6

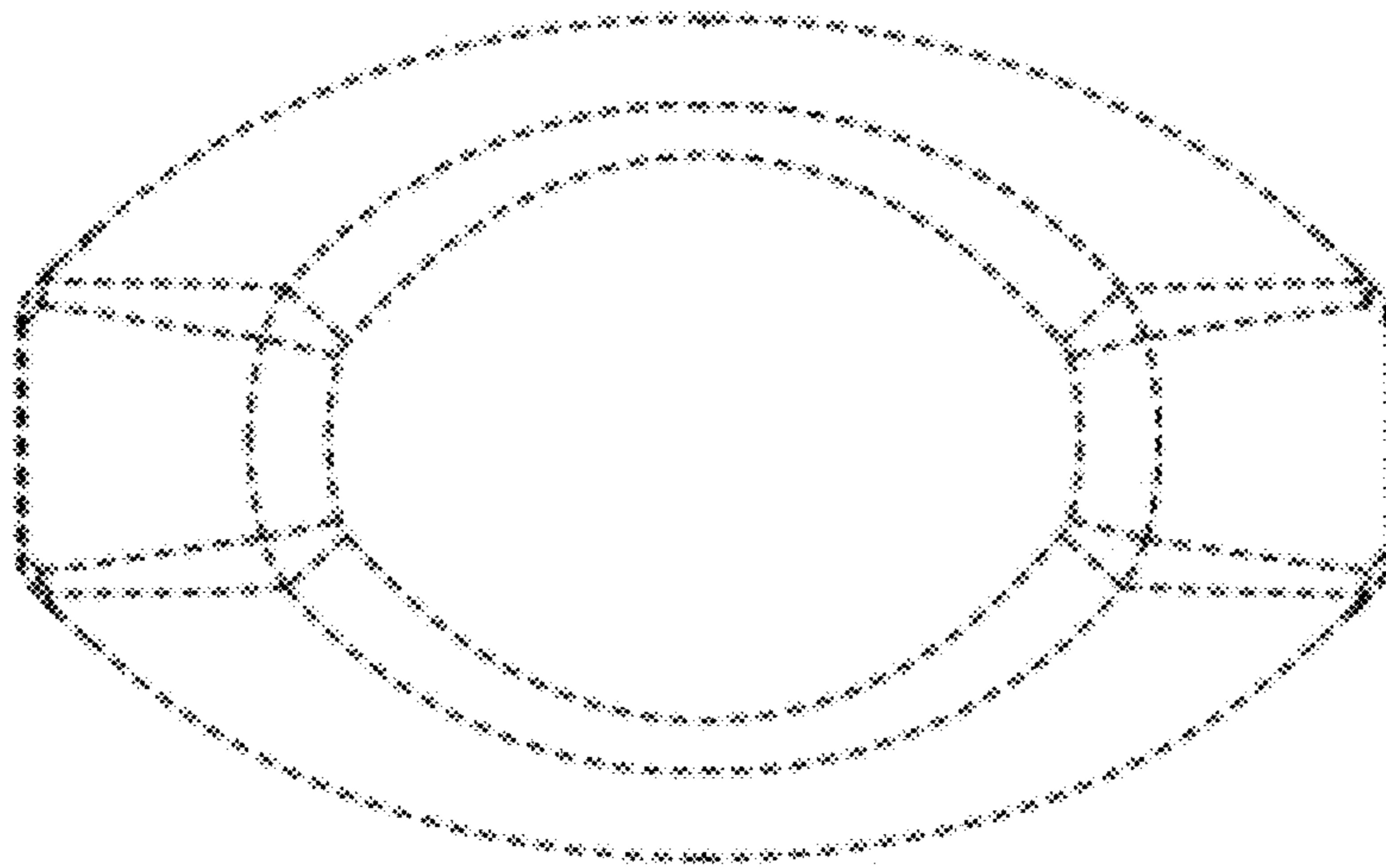


Fig. 7