



US00D673612S

(12) **United States Design Patent**
Lim

(10) **Patent No.:** **US D673,612 S**
(45) **Date of Patent:** **** Jan. 1, 2013**

(54) **LABEL INSERT FOR DIVIDER SHEET**

(76) Inventor: **Soon Huat Lim**, Penang (MY)

(**) Term: **14 Years**

(21) Appl. No.: **29/371,631**

(22) Filed: **Jun. 10, 2011**

Related U.S. Application Data

(63) Continuation-in-part of application No. 29/347,413, filed on Dec. 28, 2009, now abandoned.

(51) **LOC (9) Cl.** **19-99**

(52) **U.S. Cl.** **D19/99**

(58) **Field of Classification Search** D19/1,
D19/2, 26-33, 65, 99, 100; D20/22-28;
40/299.01, 359, 360, 641; 281/38; 283/36-41;
402/79

See application file for complete search history.

4,232,461 A	11/1980	Crawford	
4,347,773 A	9/1982	Zook	
4,423,976 A	1/1984	Feldmahr et al.	
4,477,013 A	10/1984	Herrin	
4,784,508 A *	11/1988	Shannon	402/79
4,855,583 A	8/1989	Fraser et al.	
4,909,250 A	3/1990	Smith	
5,135,261 A	8/1992	Cusack et al.	
5,299,879 A *	4/1994	Burrow	402/79
D356,243 S	3/1995	Eckerman	
5,401,058 A	3/1995	Holmberg	
5,407,234 A *	4/1995	Rettker et al.	283/62
5,503,435 A *	4/1996	Kline	283/67
5,545,087 A	8/1996	Seward	
5,863,076 A	1/1999	Warther	
5,908,259 A *	6/1999	Johnson	402/79
5,909,979 A	6/1999	Winzen	
5,924,812 A *	7/1999	Goldman	402/79
D416,939 S *	11/1999	Marsy	D19/33
D420,658 S	2/2000	Eyler	
D423,044 S	4/2000	Burke et al.	
6,086,107 A	7/2000	Whistler et al.	

(Continued)

Primary Examiner — Elizabeth Albert

(56) **References Cited**

U.S. PATENT DOCUMENTS

1,151,475 A	8/1915	Kingsley	
1,376,198 A	4/1921	Goldstone	
1,490,798 A	4/1924	Bullock	
1,547,560 A	7/1925	Burdwise	
1,705,753 A	3/1929	Dawson	
1,741,066 A	12/1929	Morgan	
D80,435 S	2/1930	Da Shiell	
2,448,435 A *	8/1948	Johnson	281/45
2,659,163 A	11/1953	Albee	
3,262,688 A	7/1966	Beggs	
3,286,381 A	11/1966	Wooge	
3,329,928 A	7/1967	Broske	
3,451,758 A	6/1969	McClain	
3,503,834 A	3/1970	Schroter	
3,552,047 A	1/1971	Dalzier	
3,747,242 A	7/1973	Heimann	
4,019,759 A	4/1977	Stanton	

(57) **CLAIM**

The ornamental design for a label insert for divider sheet, as shown and described.

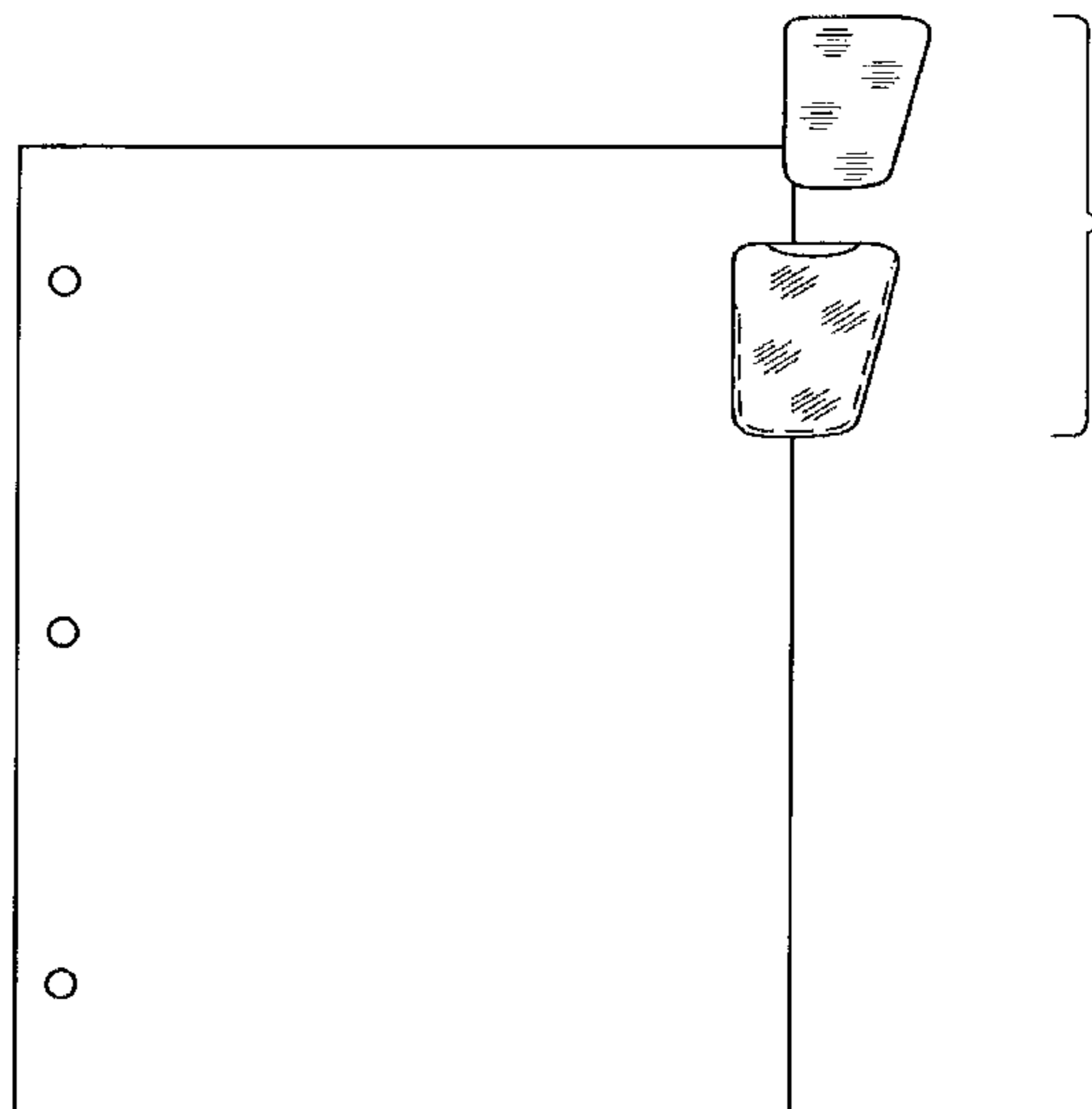
DESCRIPTION

FIG. 1 is the enlarged top plan view of the label insert shown by itself without the divider sheet and the tab holder for convenience

FIG. 2 is the exploded top plan view of the label insert with a divider sheet having a tab holder; and,

FIG. 3 is the top plan view of the label insert inserted into a tab holder on a divider sheet. The broken lines shown in FIGS. 2 and 3 are sealings on the tab holder and are part of the claim design.

1 Claim, 2 Drawing Sheets



US D673,612 S

Page 2

U.S. PATENT DOCUMENTS		
D443,895 S	6/2001	Pfanner et al.
D452,000 S	12/2001	Crawford et al.
6,328,518 B1	12/2001	Wong
D453,161 S	1/2002	Pentz
6,409,409 B2	6/2002	Bauman et al.
6,851,718 B2 *	2/2005	Liener Chin et al. 283/36
6,883,423 B2 *	4/2005	Yamamoto et al. 101/35
7,140,644 B2 *	11/2006	Hanes 283/36
2001/0045737 A1 *	11/2001	Hudkins 283/38
2009/0134615 A1 *	5/2009	Green et al. 283/37

* cited by examiner




FIG. 1

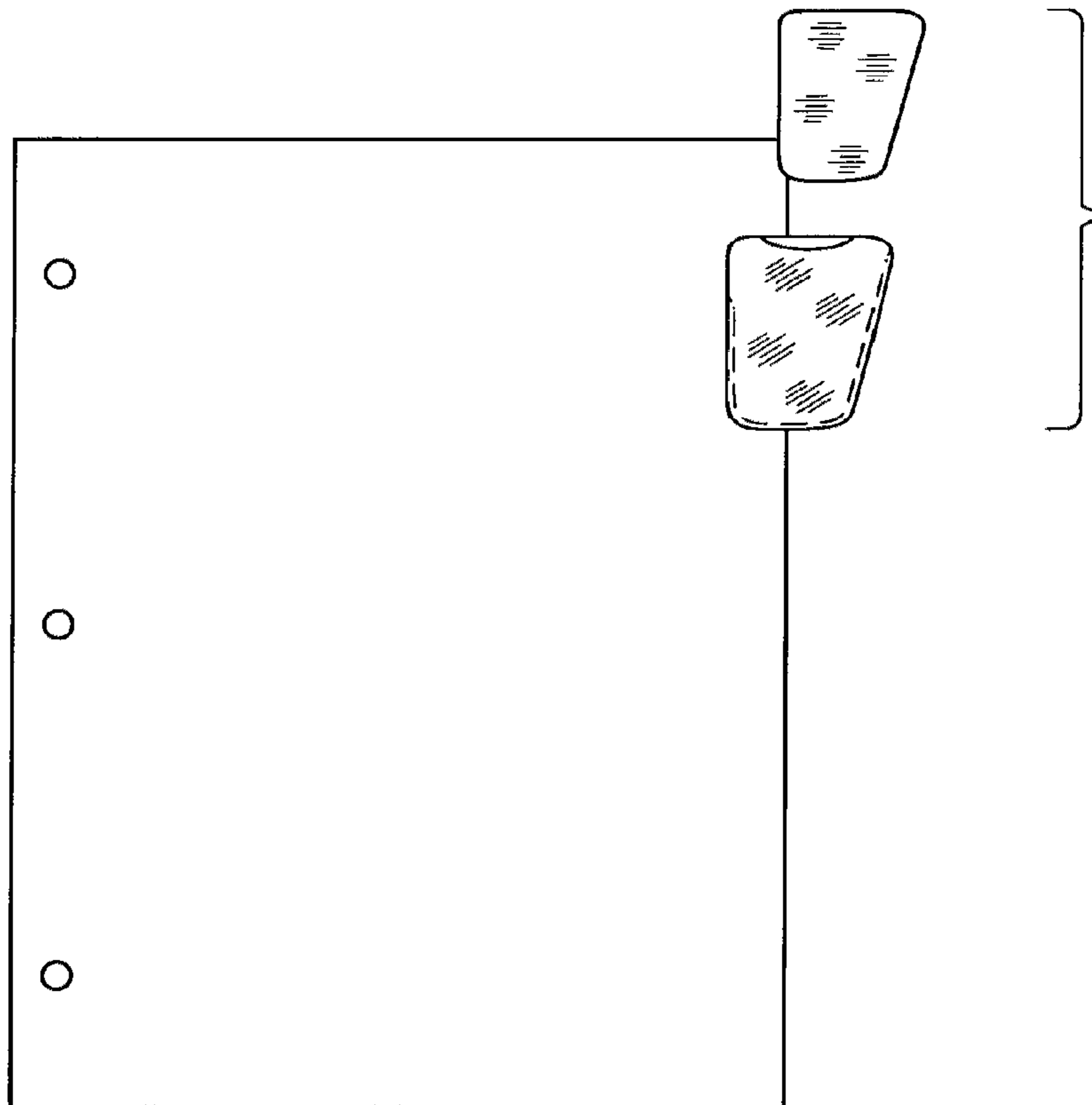


FIG. 2

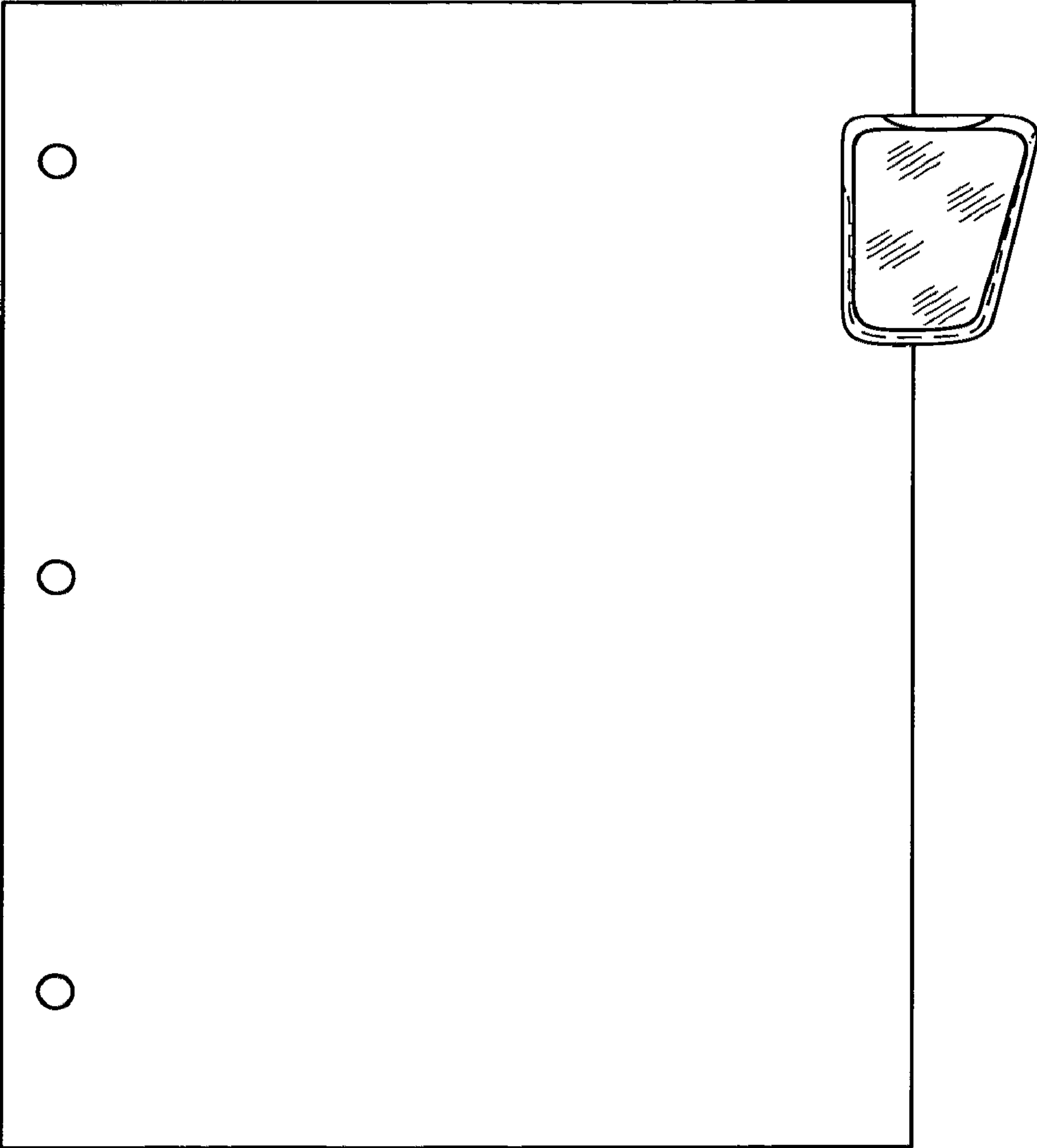


FIG. 3