



US00D673601S

(12) **United States Design Patent**
Evans et al.

(10) **Patent No.:** **US D673,601 S**

(45) **Date of Patent:** **** Jan. 1, 2013**

(54) **STRINGED MUSICAL INSTRUMENT**

(76) Inventors: **Wayne Earl Evans**, Cambria, CA (US);
Raymond Anthony Hughes, Portland,
OR (US)

(**) Term: **14 Years**

(21) Appl. No.: **29/420,846**

(22) Filed: **May 14, 2012**

(51) **LOC (9) Cl.** **17-03**

(52) **U.S. Cl.** **D17/14**

(58) **Field of Classification Search** D17/14,
D17/18, 19, 20; 84/173, 267, 290-293
See application file for complete search history.

(56) **References Cited**

U.S. PATENT DOCUMENTS

3,833,751	A *	9/1974	Chapman	84/726
D336,486	S *	6/1993	Starr	D17/9
6,353,164	B1 *	3/2002	Corsi	84/293
6,365,808	B1 *	4/2002	Murrell	84/267
D489,395	S *	5/2004	Sewell	D17/14
D522,041	S *	5/2006	Sewell	D17/14
D523,465	S *	6/2006	Williams	D17/14
D568,377	S *	5/2008	Kim et al.	D17/14

7,442,865	B2 *	10/2008	Moghaddam	84/290
7,579,533	B2 *	8/2009	Jones	84/291
2006/0123971	A1 *	6/2006	Moghaddam	84/290
2011/0232464	A1 *	9/2011	Donnellan	84/726

FOREIGN PATENT DOCUMENTS

JP 2004347898 A * 12/2004

* cited by examiner

Primary Examiner — Rashida Johnson

(74) *Attorney, Agent, or Firm* — Wyatt, Tarrant & Combs,
LLP; H. Roy Berkenstock

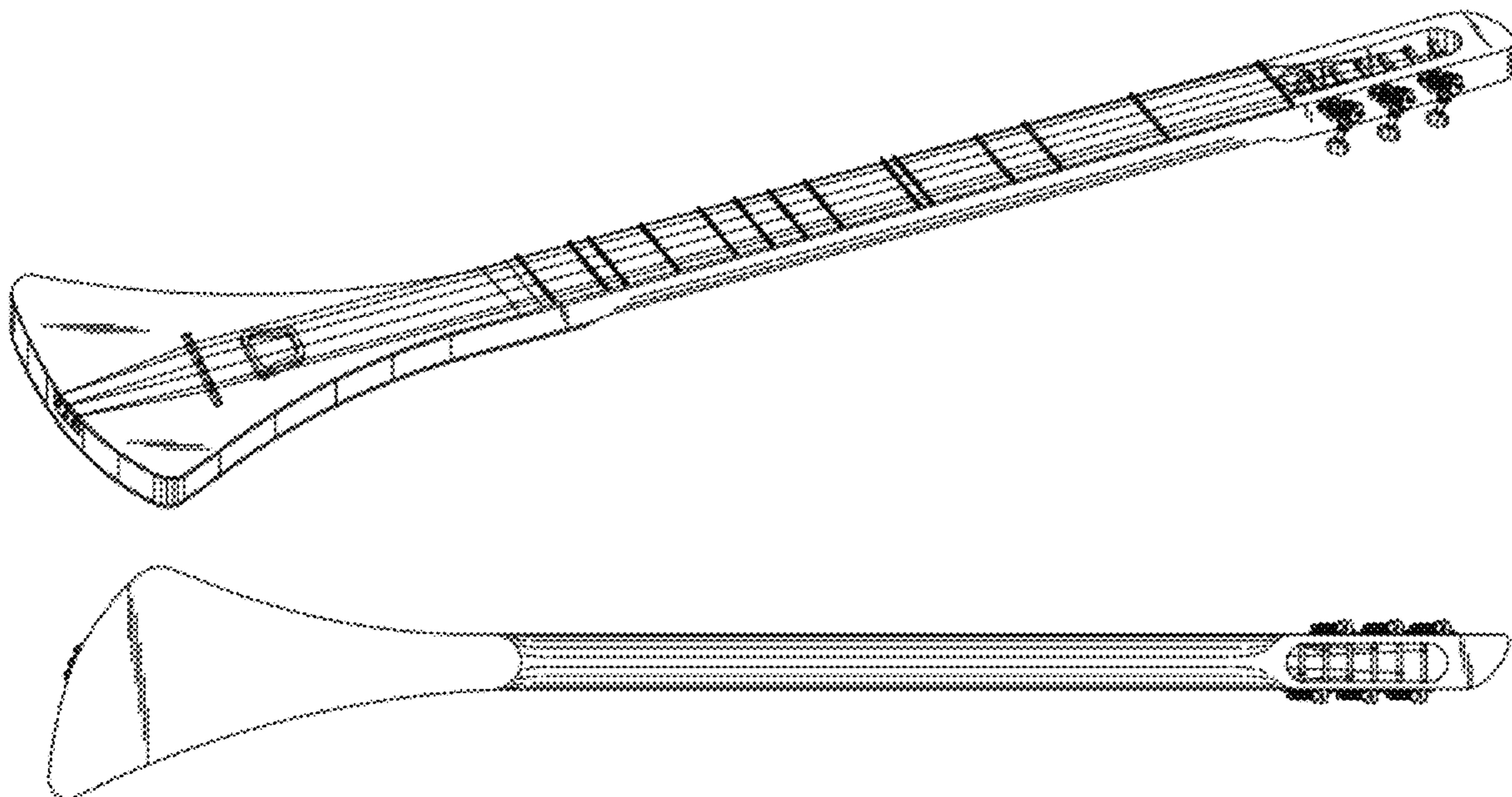
(57) **CLAIM**

We claim the ornamental design for a stringed musical instru-
ment, as shown and described.

DESCRIPTION

FIG. 1 is a front perspective view showing our new design;
FIG. 2 is a front view thereof;
FIG. 3 is a left side view thereof;
FIG. 4 is a rear view thereof;
FIG. 5 is a right side view thereof;
FIG. 6 is a bottom view thereof; and,
FIG. 7 is a top view thereof.

1 Claim, 3 Drawing Sheets



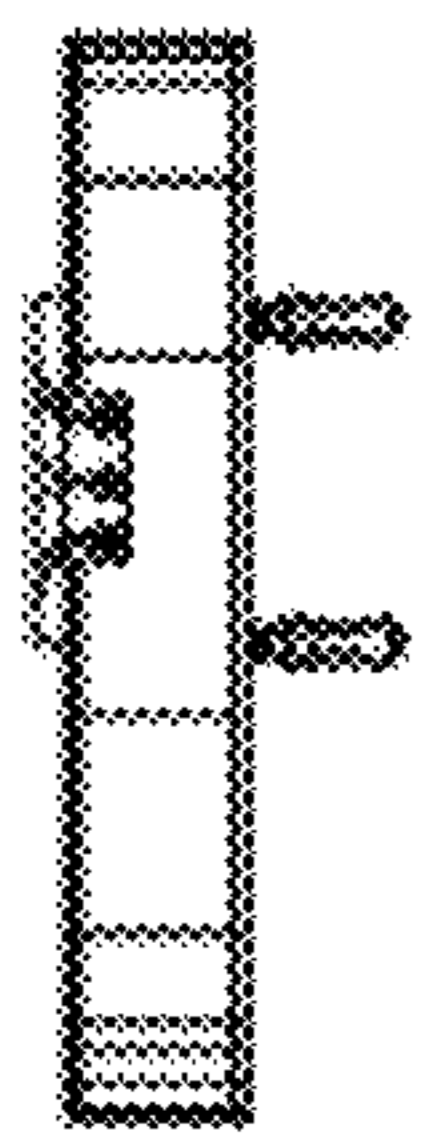


FIG. 6

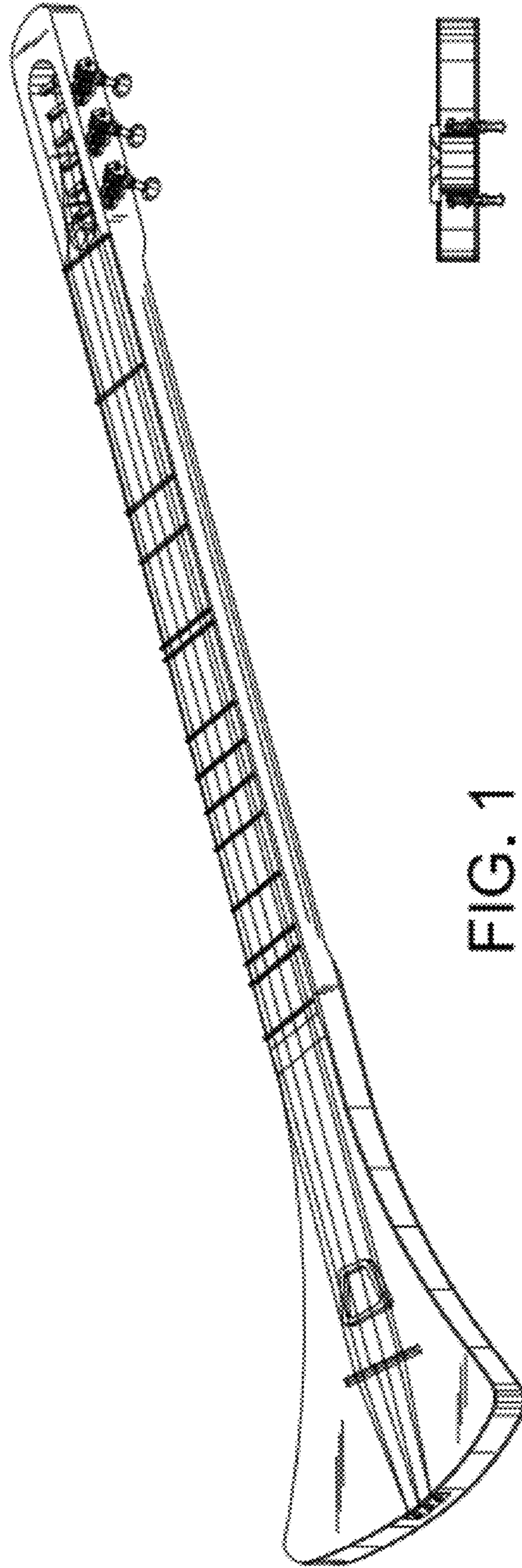


FIG. 1



FIG. 7

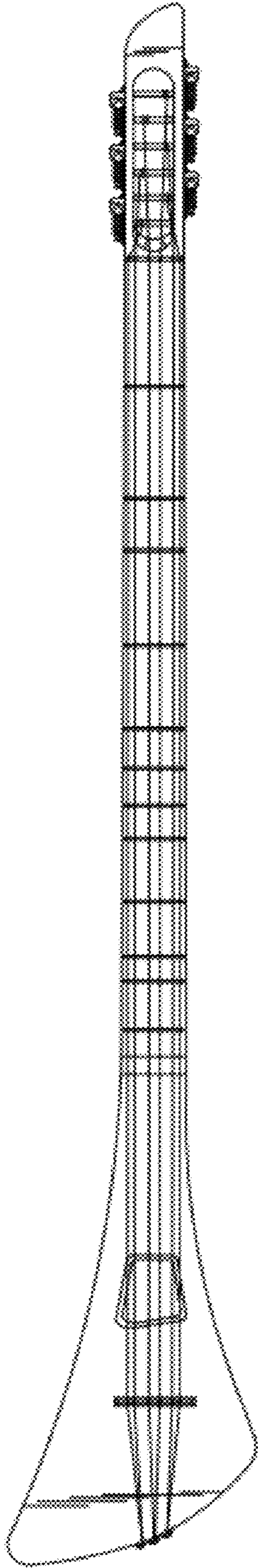


FIG. 2

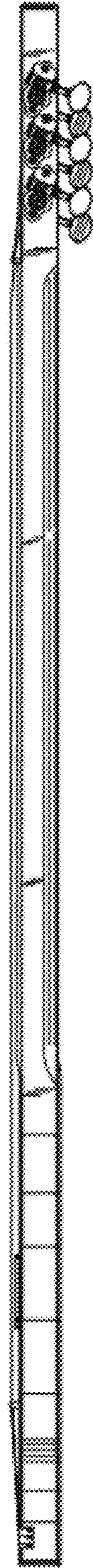


FIG. 3

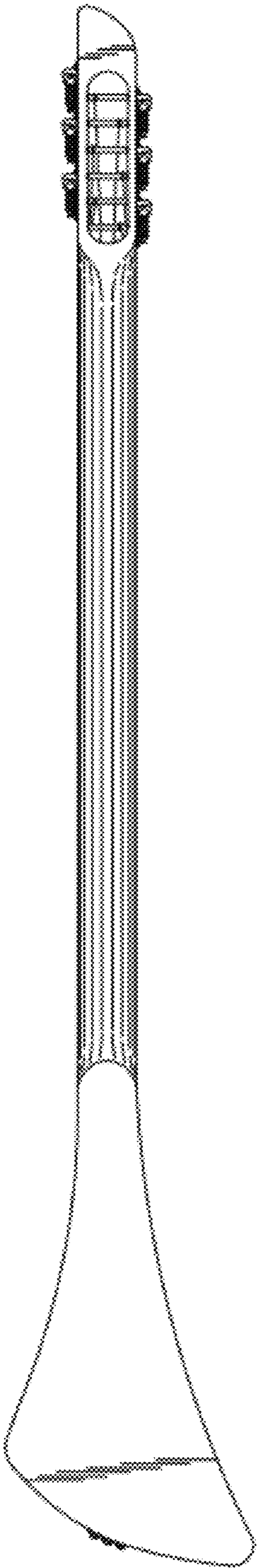


FIG. 4

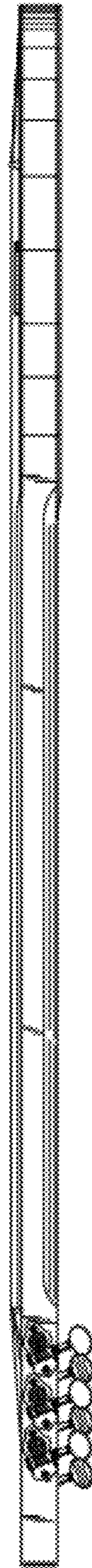


FIG. 5