



US00D673578S

(12) **United States Design Patent**
Cojuangco et al.

(10) **Patent No.:** **US D673,578 S**

(45) **Date of Patent:** **** Jan. 1, 2013**

(54) **DISPLAY SCREEN PORTION HAVING A GRAPHICAL USER INTERFACE FOR PATIENT MONITORING**

(75) Inventors: **Danielle Schulze Cojuangco**, San Francisco, CA (US); **Todd Nathan Rinker**, Portland, OR (US); **Arna Diana Ionescu**, San Francisco, CA (US)

(73) Assignee: **Proteus Digital Health, Inc.**, Redwood City, CA (US)

(**) Term: **14 Years**

(21) Appl. No.: **29/403,823**

(22) Filed: **Oct. 11, 2011**

(51) **LOC (9) Cl.** **14-04**

(52) **U.S. Cl.** **D14/486**

(58) **Field of Classification Search** D14/485, D14/486, 487, 488, 489, 490, 491, 492, 493, D14/494, 495; D18/835, 836, 837, 839, D18/840, 846, 847; D19/6, 52; D20/11, D20/12, 23, 24, 25, 29, 30, 31, 32, 36, 37, D20/38; 715/700, 706, 716, 719, 810, 784, 715/835, 836, 837, 839, 840, 846, 847, 973, 715/974, 975

See application file for complete search history.

(56) **References Cited**

U.S. PATENT DOCUMENTS

3,869,813	A *	3/1975	Hancy	434/163
5,867,153	A *	2/1999	Grandcolas et al.	705/39
D428,399	S *	7/2000	Kahn et al.	D14/488
D533,562	S *	12/2006	Sundeby	D14/490
D618,695	S *	6/2010	Bennett et al.	D14/485
8,098,239	B1 *	1/2012	Moore	345/173
2005/0257157	A1 *	11/2005	Gilboa et al.	715/747
2011/0299709	A1 *	12/2011	Anderson et al.	381/315
2012/0035678	A1 *	2/2012	Joo et al.	607/10

* cited by examiner

Primary Examiner — Karen E Eldridge Powers

(74) *Attorney, Agent, or Firm* — Bozicevic, Field & Francis LLP; Bret E. Field; Edward J. Baba

(57) **CLAIM**

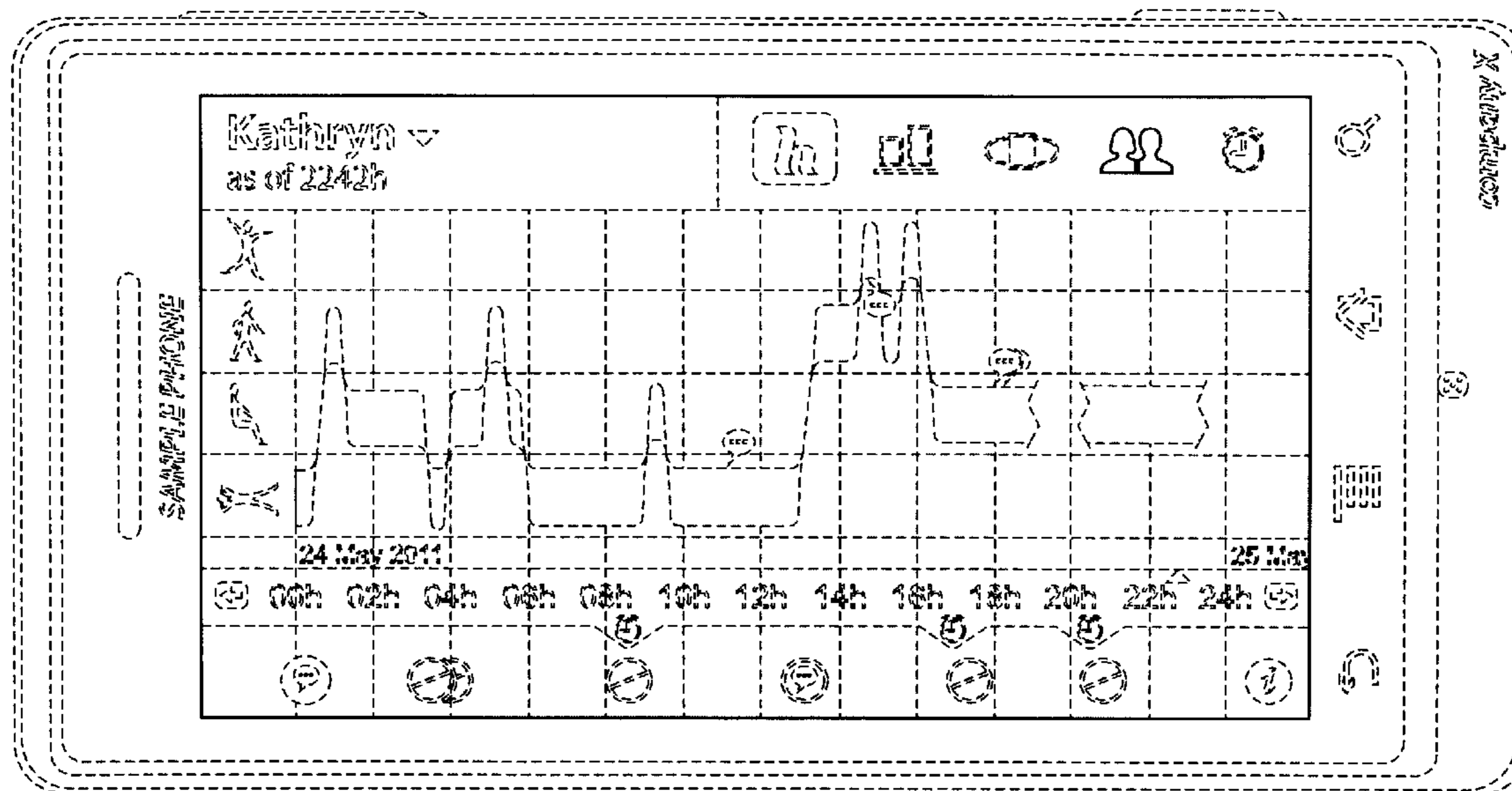
The ornamental design for display screen portion having a graphical user interface for patient monitoring, as shown and described.

DESCRIPTION

FIG. 1 is a front view of a display screen portion having a graphical user interface for patient monitoring, showing the new design as it would appear on a mobile device; and, FIG. 2 is a front view of a display screen portion having a graphical user interface for patient monitoring, showing the new design as it would appear on a desktop device.

The graphical user interface portions shown in broken lines form no part of the claimed design. All other broken lines illustrate environment and form no part of the claimed design.

1 Claim, 2 Drawing Sheets



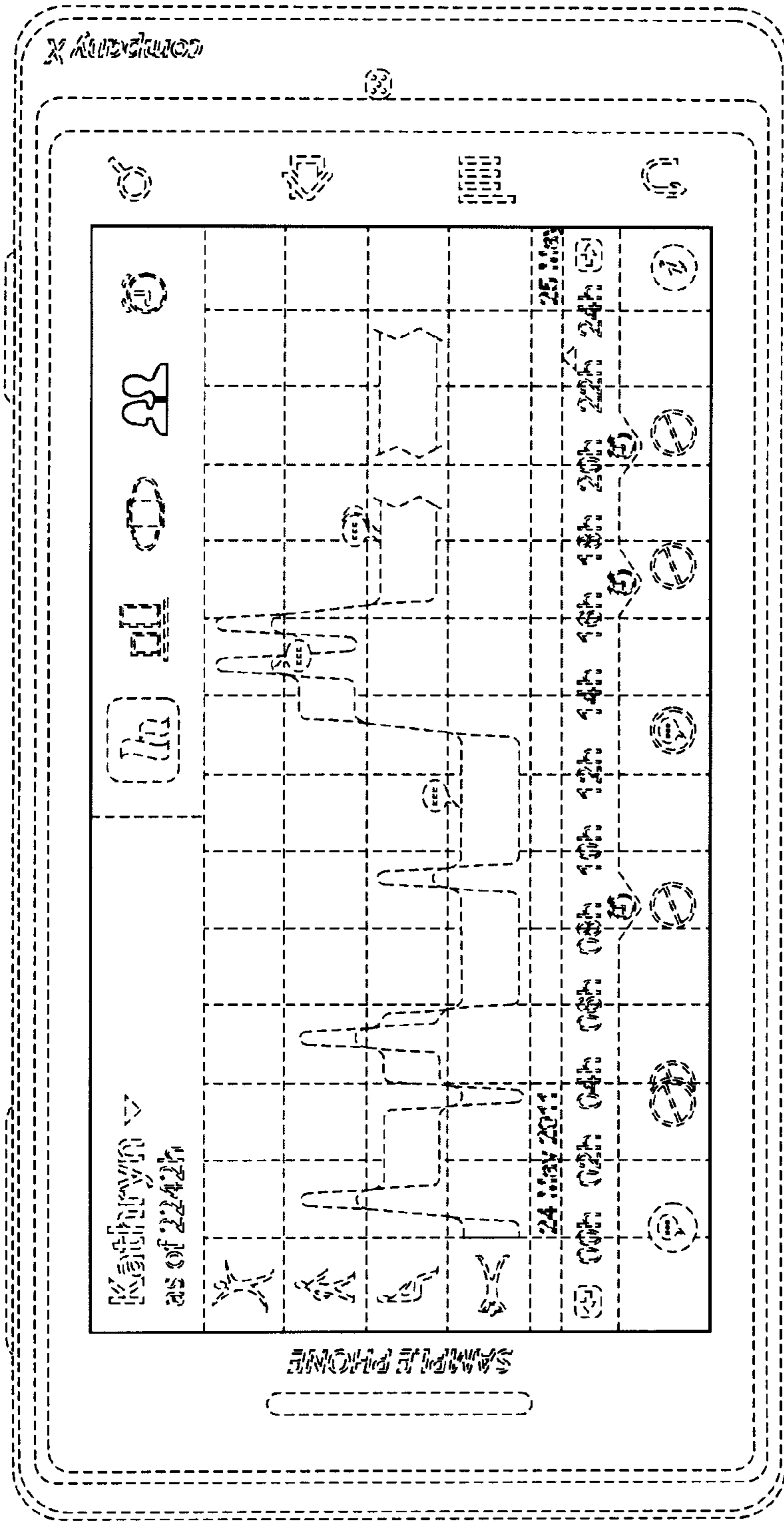


FIG. 1

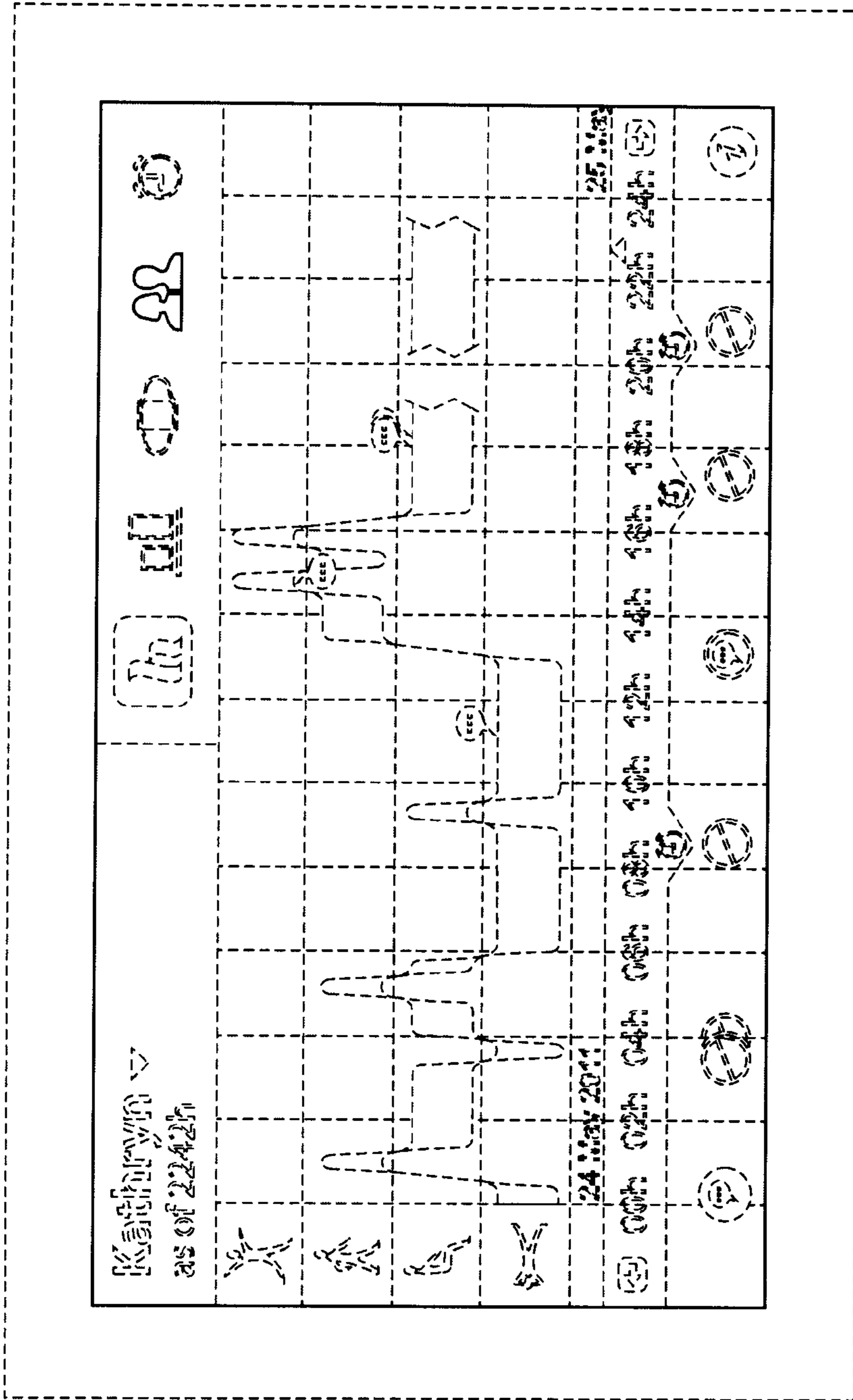


FIG. 2