



US00D673574S

(12) **United States Design Patent**
Gengler

(10) **Patent No.:** **US D673,574 S**

(45) **Date of Patent:** **** Jan. 1, 2013**

(54) **PORTABLE KEYBOARD**

D612,843 S * 3/2010 Andre et al. D14/315
D628,998 S * 12/2010 Wu et al. D14/391
D641,021 S * 7/2011 Andre et al. D14/392

(75) Inventor: **David P. Gengler**, Draper, UT (US)

* cited by examiner

(73) Assignee: **Zagg Intellectual Property Holding Co., Inc.**, Salt Lake City, UT (US)

Primary Examiner — Freda S Nunn

(**) Term: **14 Years**

(74) *Attorney, Agent, or Firm* — Durham Jones & Pinegar P.C. Intellectual Property Law Group

(21) Appl. No.: **29/406,093**

(57) **CLAIM**

The ornamental design for a portable keyboard, as shown and described.

(22) Filed: **Nov. 9, 2011**

(51) **LOC (9) Cl.** **14-02**

DESCRIPTION

(52) **U.S. Cl.** **D14/455**; D14/392

(58) **Field of Classification Search** D14/391-399, D14/455, 456; D18/1, 2, 7, 11; 178/17 A, 178/17 C; 200/5 A, 5 R, 6 A, 6 R; 235/145 A, 235/145 R; 341/22, 23; 345/160, 168, 169; 361/679.08, 679.09, 679.11, 679.12; 400/484-489, 400/492, 682; 455/418, 550.1, 556.2, 575.1
See application file for complete search history.

FIG. 1 is a top, front and side perspective view of a portable keyboard;
FIG. 2 is a top plan view thereof;
FIG. 3 is a bottom plan view thereof;
FIG. 4 is a front elevation view thereof;
FIG. 5 is a rear elevation view thereof;
FIG. 6 is a left elevation view thereof; and,
FIG. 7 is a right elevation view thereof.

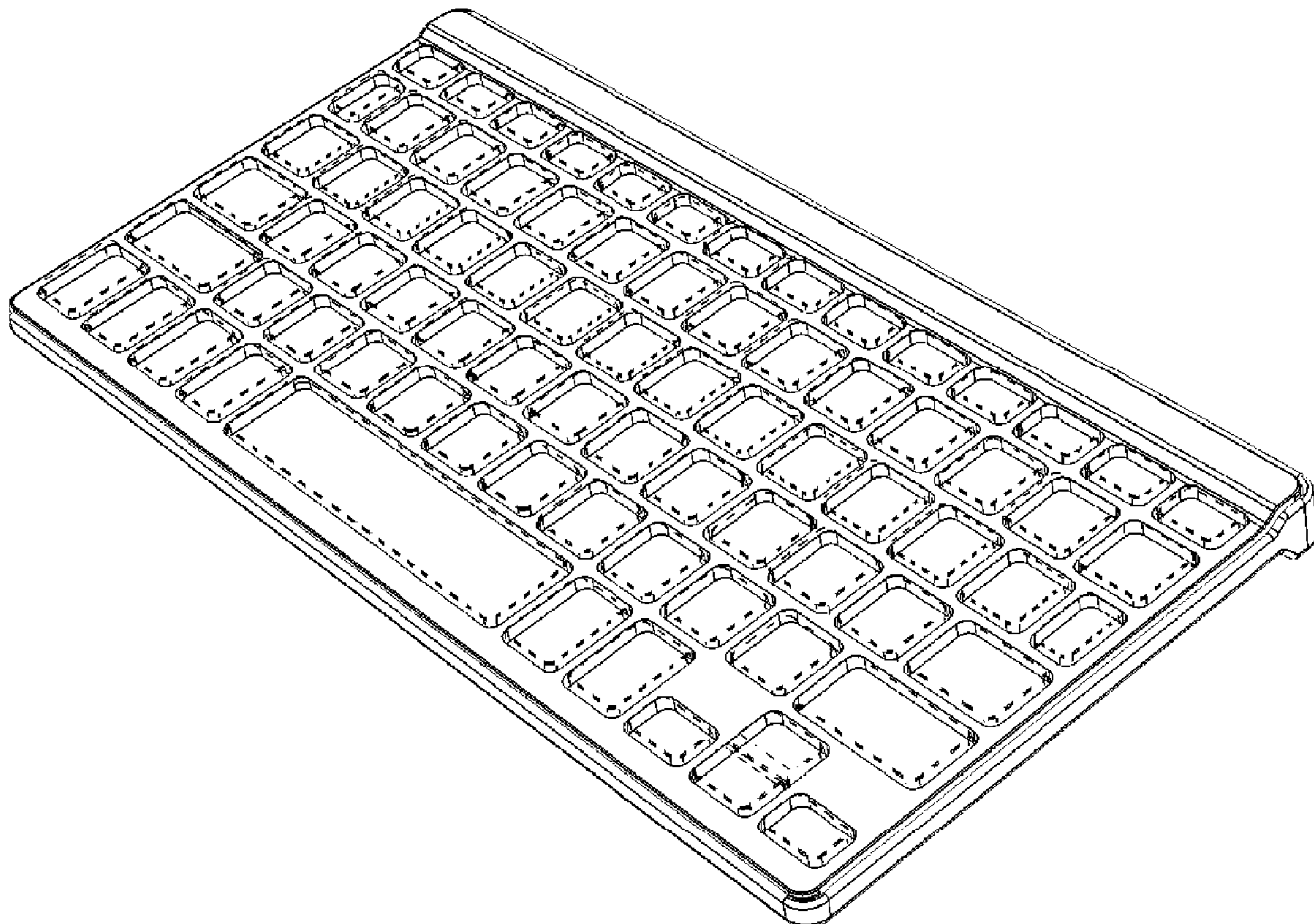
The portions of the drawings shown in broken lines, including depictions of the keys illustrate environment only and form no part of the claimed design.

(56) **References Cited**

U.S. PATENT DOCUMENTS

D485,271 S * 1/2004 Kamegi D14/392
7,254,012 B2 * 8/2007 Chou 361/679.09

1 Claim, 4 Drawing Sheets



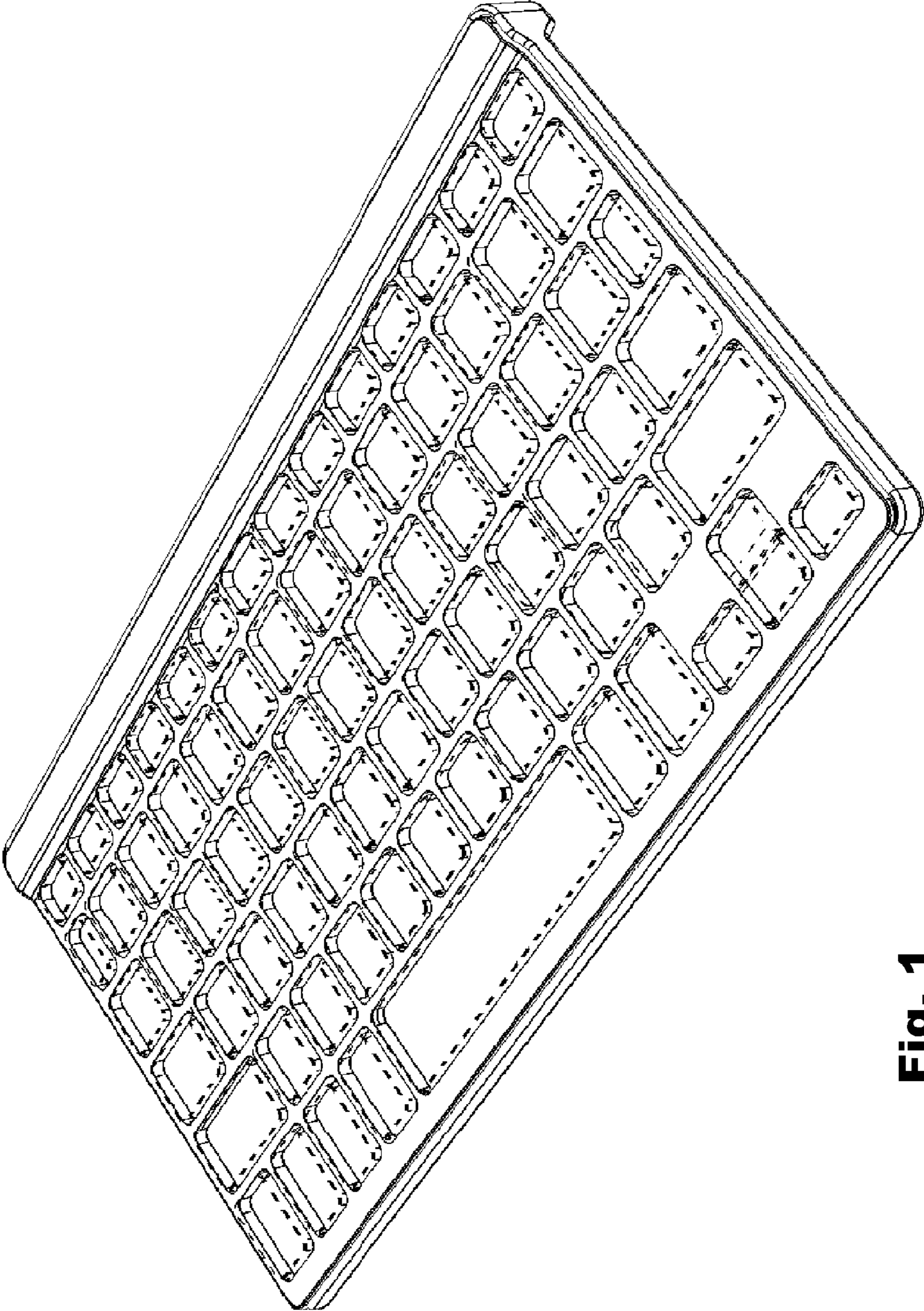


Fig. 1




Fig. 2




Fig. 3

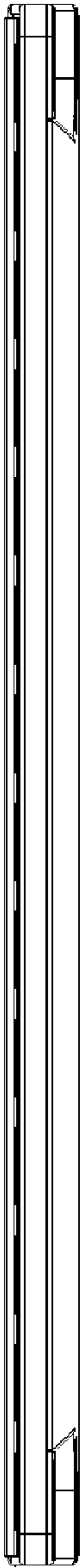


Fig. 4

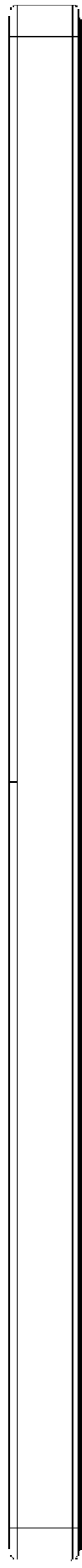


Fig. 5



Fig. 7

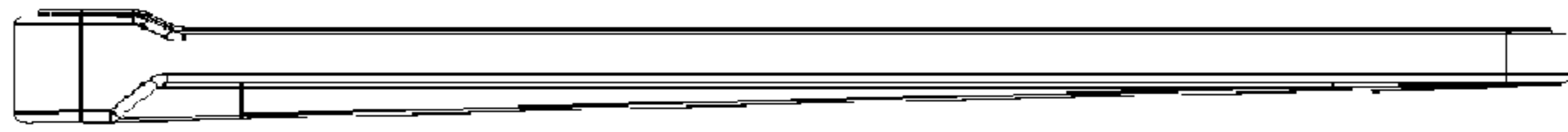


Fig. 6