



US00D673560S

(12) **United States Design Patent**
Kim

(10) **Patent No.:** **US D673,560 S**

(45) **Date of Patent:** **** Jan. 1, 2013**

(54) **TABLET COMPUTER**

(75) Inventor: **Seong Jin Kim**, Daejeon (KR)

(73) Assignee: **Humotion Co., Ltd.**, Daejeon (KR)

(**) Term: **14 Years**

(21) Appl. No.: **29/371,622**

(22) Filed: **May 31, 2011**

(51) **LOC (9) Cl.** **14-02**

(52) **U.S. Cl.** **D14/341**

(58) **Field of Classification Search** D14/341-347,
D14/137, 138, 138.1, 138 A, 138 AA, 138 R,
D14/138 AB, 138 AC, 138 AD, 138 C, 138 G,
D14/496, 203.1, 203.3, 203.4, 203.5, 203.7,
D14/426, 427, 432, 429, 129, 130, 420, 439-441,
D14/448, 125, 147, 156, 218, 247-248, 250,
D14/389, 388, 315-318; D10/65, 104; D18/6-7;
D21/324, 329, 330; D19/26, 59, 60; 455/556.1,
455/556.2, 566, 575.1, 90.3; 379/433.04,
379/433.01, 433.06, 916; 345/169, 173,
345/901, 905; 361/679.26, 679.27, 679.3,
361/679.55, 679.56

See application file for complete search history.

(56) **References Cited**

U.S. PATENT DOCUMENTS

D460,756 S * 7/2002 Allen et al. D14/341
D496,657 S * 9/2004 Mah D14/341

D516,553 S * 3/2006 Richardson et al. D14/341
D543,979 S * 6/2007 Lee D14/341
D589,478 S * 3/2009 Wang D14/126
D602,487 S * 10/2009 Maskatia D14/341
D614,184 S * 4/2010 Daniel D14/346
D623,614 S * 9/2010 Wang D14/126
D624,073 S * 9/2010 Peng et al. D14/341
D627,777 S * 11/2010 Akana et al. D14/341
D635,136 S * 3/2011 Jiang et al. D14/341
D636,770 S * 4/2011 Li D14/341
D638,419 S * 5/2011 Ishiharada D14/341
D639,805 S * 6/2011 Song et al. D14/341
D646,271 S * 10/2011 Tsou D14/341

* cited by examiner

Primary Examiner — Barbara Fox

(74) *Attorney, Agent, or Firm* — Hershkovitz & Associates, LLC; Abraham Hershkovitz

(57) **CLAIM**

I claim the ornamental design for a tablet computer, as shown and described.

DESCRIPTION

FIG. 1 is a perspective view of a tablet computer showing my new design;

FIG. 2 is a front view thereof;

FIG. 3 is a rear view thereof;


FIG. 4 is a left side view thereof;

FIG. 5 is a right side view thereof;

FIG. 6 is a top plan view thereof; and,

FIG. 7 is a bottom plan view thereof.

1 Claim, 6 Drawing Sheets



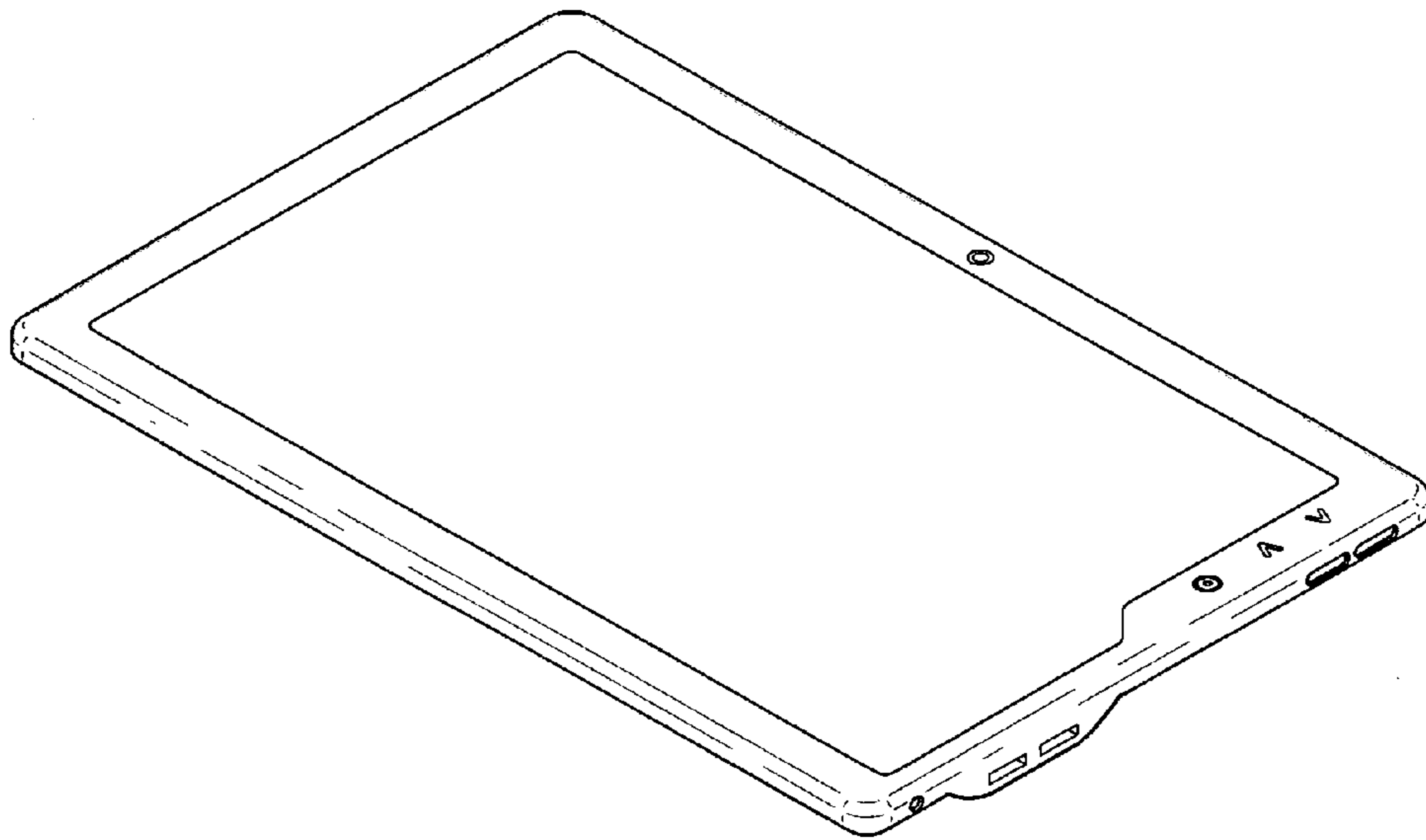


Fig. 1




Fig. 2




Fig. 3

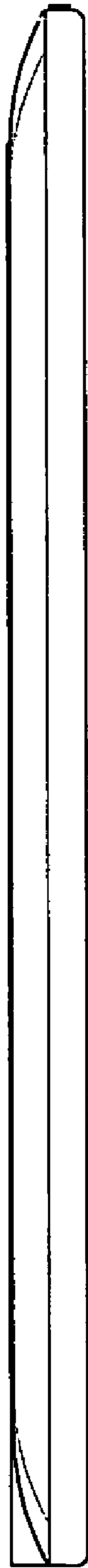


Fig. 4

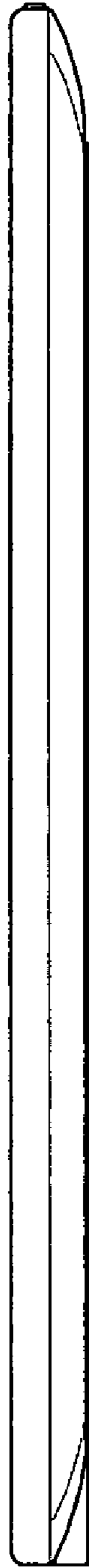


Fig. 5




Fig. 6




Fig. 7