



US00D673556S

(12) **United States Design Patent**
Tseng et al.

(10) **Patent No.:** **US D673,556 S**
(45) **Date of Patent:** **** Jan. 1, 2013**

(54) **NOTEBOOK COMPUTER**

(75) Inventors: **Ming-Yu Tseng**, Taipei (TW);
Yung-Hsiang Chen, Taipei (TW); **Hsin Lu**, Taipei (TW); **Hui-Jou Tsai**, Taipei (TW); **Pei-Jen Lin**, Taipei (TW); **Chuan-Hao Wen**, Taipei (TW); **I-Wen Chen**, Taipei (TW); **Hsiang-Ling Liu**, Taipei (TW)

(73) Assignee: **Compal Electronics, Inc.**, Taipei (TW)

(**) Term: **14 Years**

(21) Appl. No.: **29/414,594**

(22) Filed: **Mar. 1, 2012**

(51) **LOC (9) Cl.** **14-02**

(52) **U.S. Cl.** **D14/315**

(58) **Field of Classification Search** D14/315-327;
D18/1, 2, 7, 11; 235/145 A, 145 R; 341/22,
341/23; 345/104, 156, 168, 169, 173; 361/679.08,
361/679.09, 679.11, 679.26, 679.27

See application file for complete search history.

(56) **References Cited**

U.S. PATENT DOCUMENTS

D425,874 S * 5/2000 Tanimura D14/318
D517,063 S * 3/2006 Nakajima et al. D14/318
D523,429 S * 6/2006 Lin D14/318

D524,306 S * 7/2006 Yun et al. D14/315
D526,999 S * 8/2006 Tago D14/327
D648,333 S * 11/2011 Andre et al. D14/315

* cited by examiner

Primary Examiner — Freda S Nunn

(74) *Attorney, Agent, or Firm* — CKC & Partners Co., Ltd.

(57) **CLAIM**

The ornamental design for a notebook computer, as shown and described.

DESCRIPTION

FIG. 1 is a perspective view of a notebook computer showing our new design in a closed state;

FIG. 2 is a front view thereof;

FIG. 3 is a rear view thereof;

FIG. 4 is a left side view thereof;

FIG. 5 is a right side view thereof;

FIG. 6 is a top view thereof;

FIG. 7 is a bottom view thereof;

FIG. 8 is a perspective view thereof shown in an open state;

FIG. 9 is a front view thereof;

FIG. 10 is a rear view thereof;

FIG. 11 is a left side view thereof;


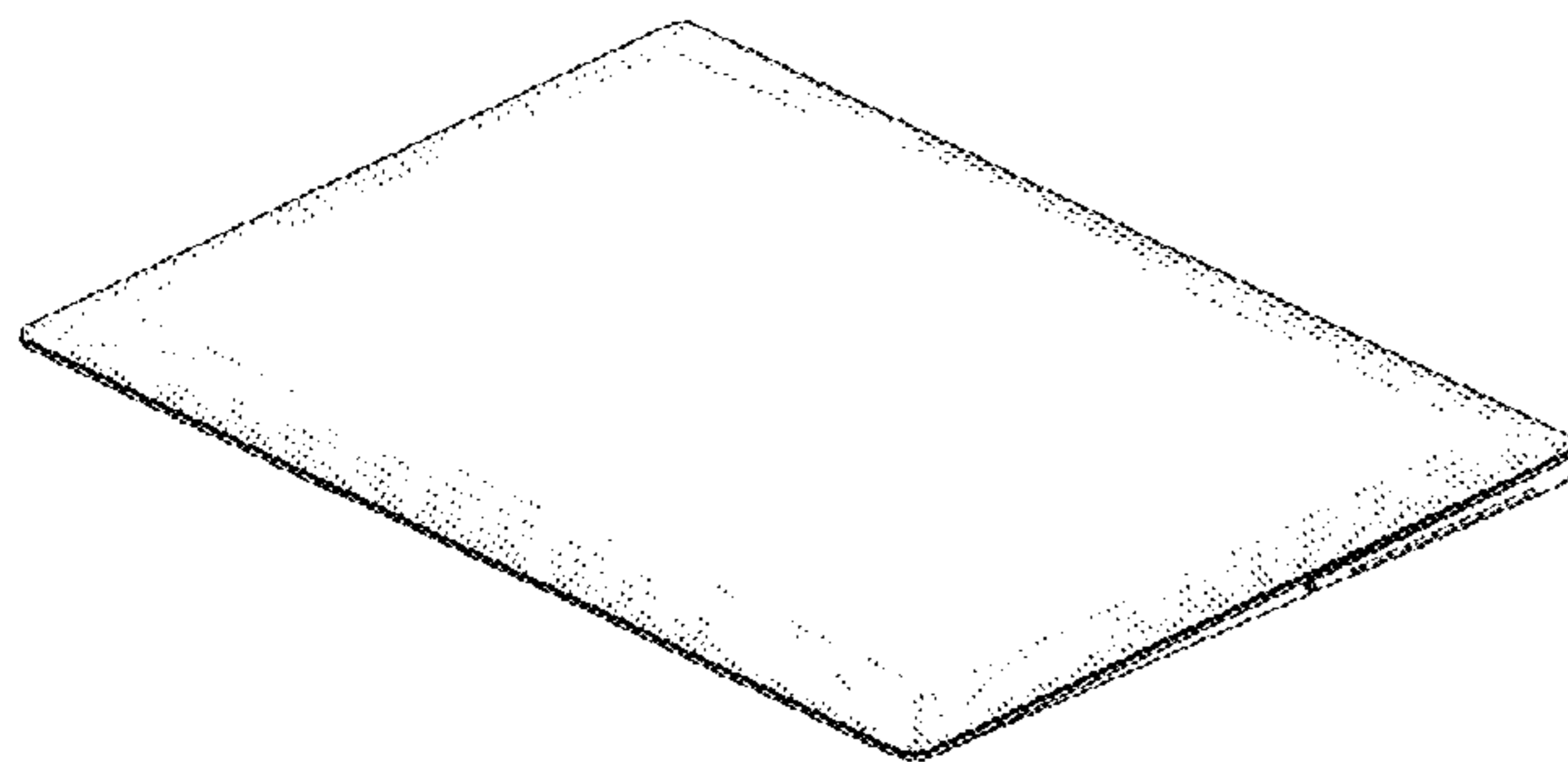
FIG. 12 is a right side view thereof;

FIG. 13 is a top view thereof; and,

FIG. 14 is a bottom view thereof.

The broken lines shown represent unclaimed subject matter and form no part of the claimed design.

1 Claim, 10 Drawing Sheets



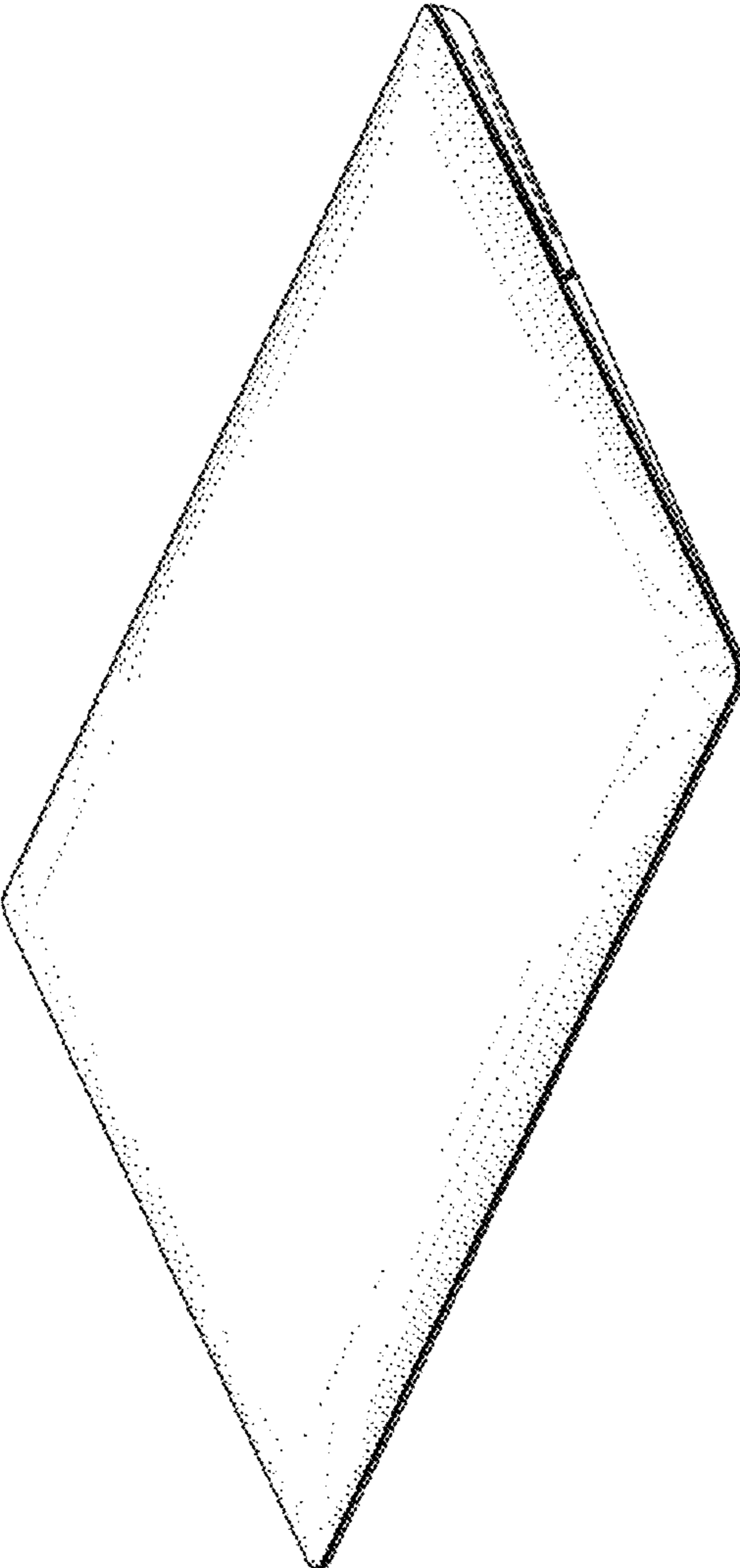


FIG. 1




FIG. 2




FIG. 3




FIG. 4




FIG. 5




FIG. 6




FIG. 7

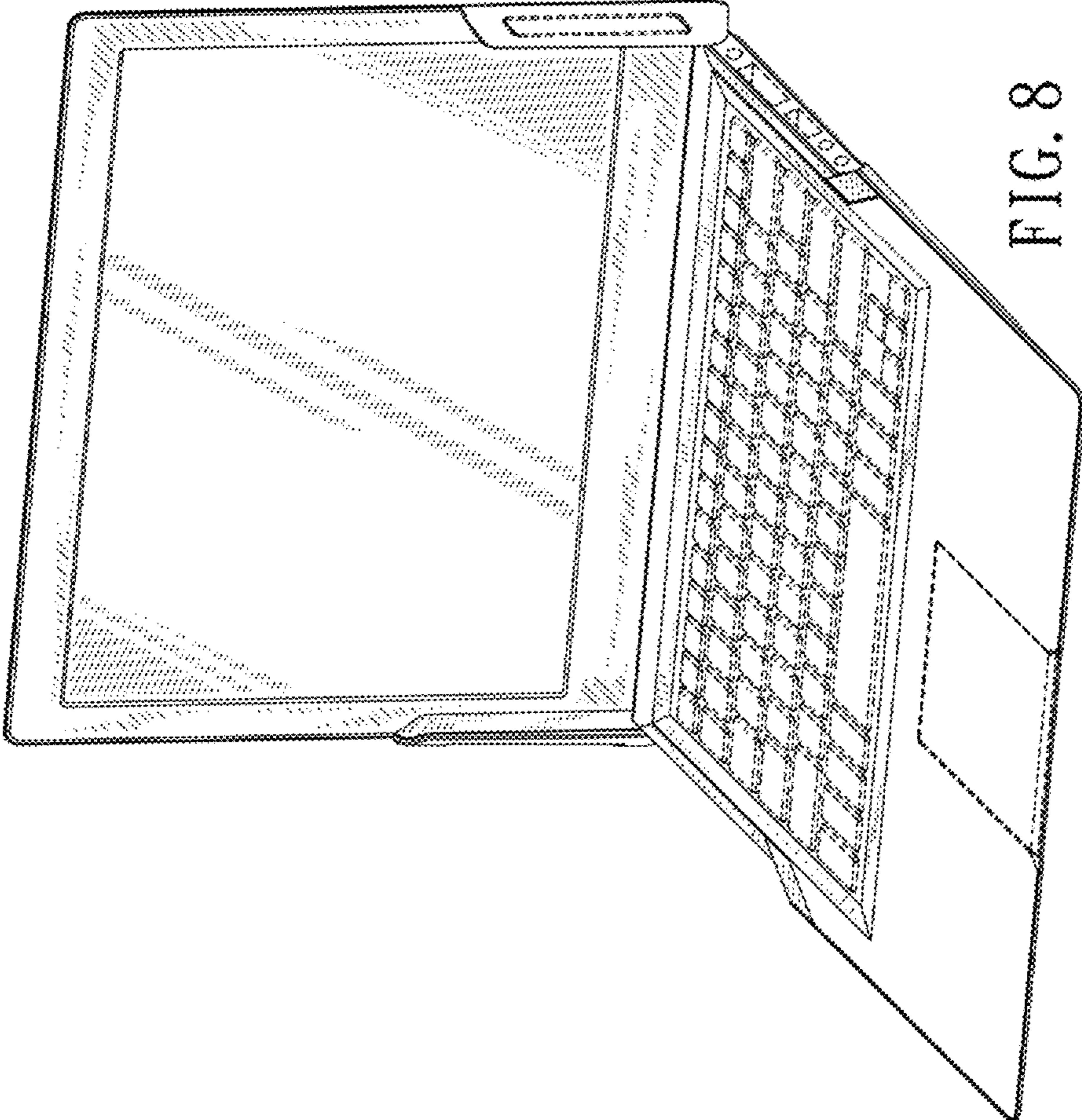


FIG. 8

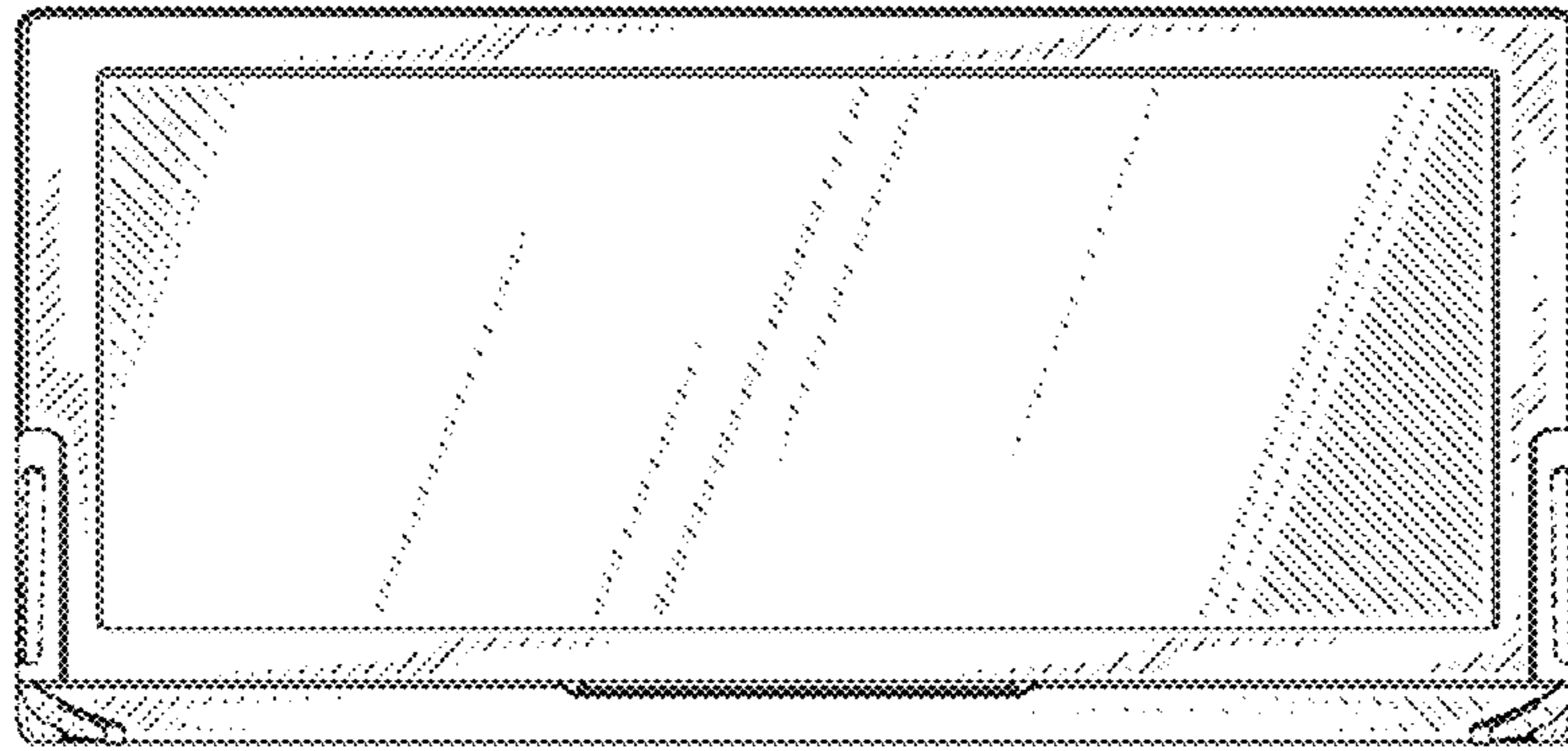


FIG. 9




FIG. 10

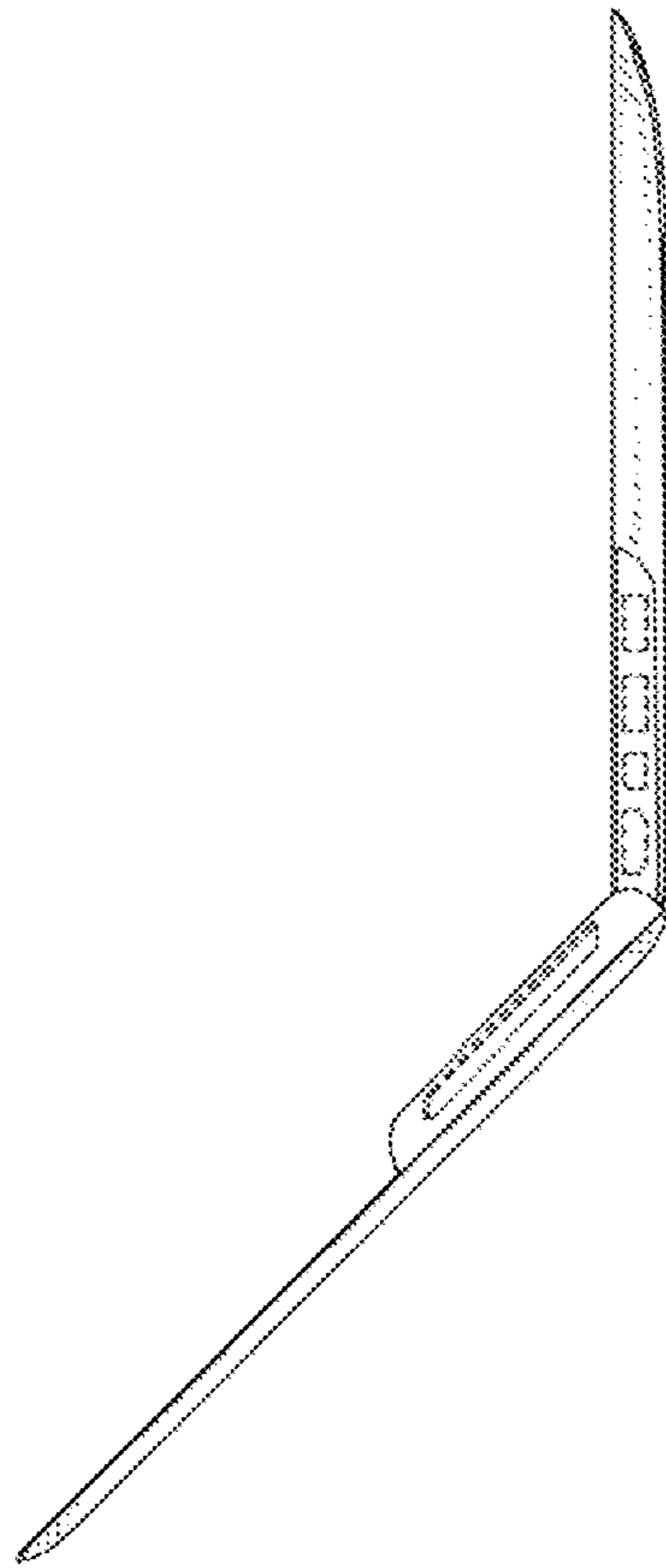


FIG. 11

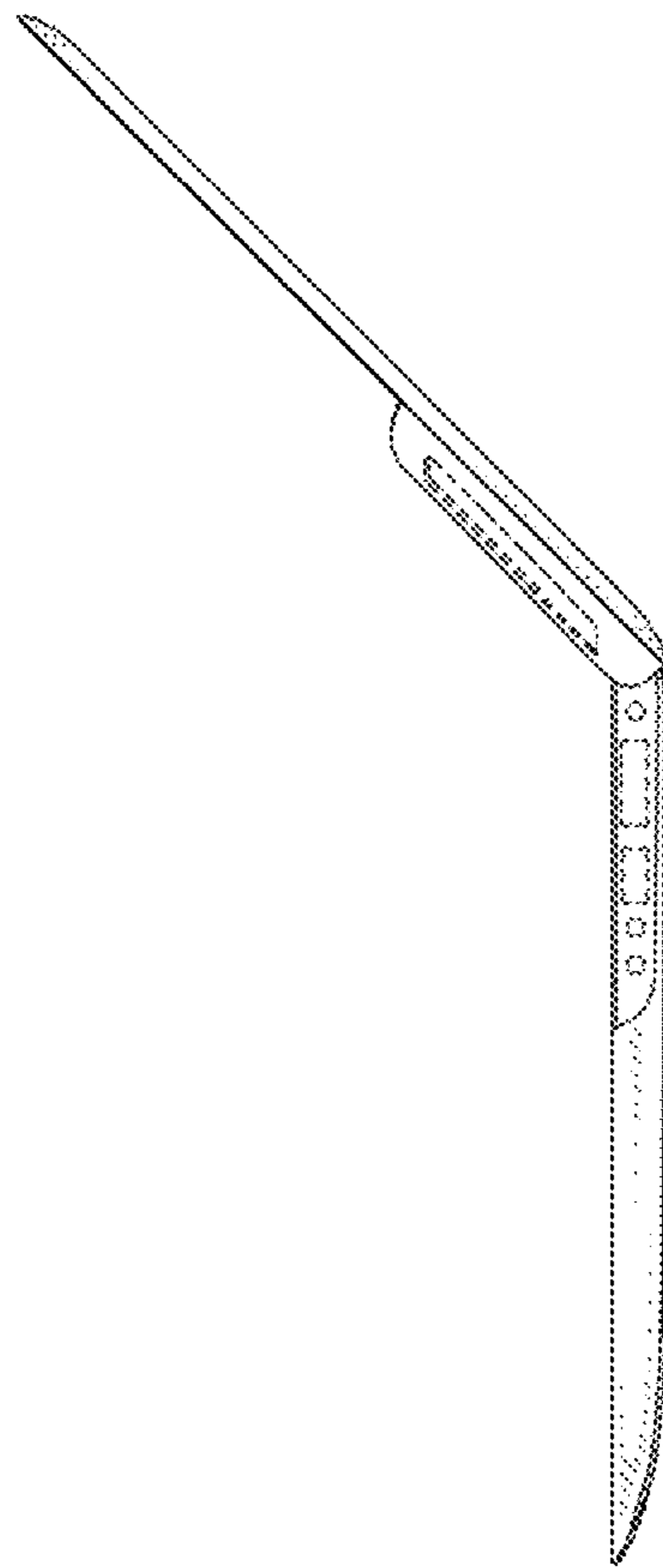


FIG. 12




FIG. 13




FIG. 14