



US00D673542S

(12) **United States Design Patent**
Melanson et al.

(10) **Patent No.:** **US D673,542 S**
(45) **Date of Patent:** **** Jan. 1, 2013**

(54) **CASE**

(75) Inventors: **Chris Melanson**, Fort Collins, CO (US);
Zac Pickett, Fort Collins, CO (US)

(73) Assignee: **Otter Products, LLC**, Fort Collins, CO
(US)

(**) Term: **14 Years**

(21) Appl. No.: **29/390,209**

(22) Filed: **Apr. 21, 2011**

(51) **LOC (9) Cl.** **14-03**

(52) **U.S. Cl.** **D14/250**

(58) **Field of Classification Search** D14/250,
D14/251, 253, 240, 217, 496, 440, 203.3,
D14/203.4, 203.5, 203.8; D3/218, 215, 201;
220/4.02; 248/309.1; 361/679.56; 379/426,
379/433.11, 455; 455/575.1, 575.8; 190/100;
206/305, 320

See application file for complete search history.

(56) **References Cited**

U.S. PATENT DOCUMENTS

D574,819 S *	8/2008	Andre et al.	D3/269
D597,089 S *	7/2009	Khan et al.	D14/250
D615,077 S *	5/2010	Richardson et al.	D14/250
D615,078 S *	5/2010	Bradley	D14/250
D615,536 S *	5/2010	Richardson et al.	D14/250
D623,640 S *	9/2010	Freeman	D14/250
D626,540 S *	11/2010	Brown et al.	D14/250
D634,741 S *	3/2011	Richardson et al.	D14/250
D644,635 S *	9/2011	Richardson et al.	D14/250
D647,519 S *	10/2011	Rothbaum et al.	D14/250

D651,204 S *	12/2011	Wibby et al.	D14/250
D652,825 S *	1/2012	Bau	D14/238.1
D653,202 S *	1/2012	Hasbrook et al.	D13/103
D654,490 S *	2/2012	Weller et al.	D14/250
D662,924 S *	7/2012	Melanson et al.	D14/250
D663,295 S *	7/2012	Fahrendorff et al.	D14/250
D663,296 S *	7/2012	Melanson et al.	D14/250
2009/0186264 A1 *	7/2009	Huang	429/96
2010/0300909 A1 *	12/2010	Hung	206/320

* cited by examiner

Primary Examiner — Cynthia Underwood

(57) **CLAIM**

The ornamental design for a case, as shown and described.

DESCRIPTION

FIG. 1 is a front isometric view of a case showing our new design;

FIG. 2 is a rear isometric view thereof;

FIG. 3 is a front view thereof;

FIG. 4 is a rear view thereof;

FIG. 5 is a left view thereof;

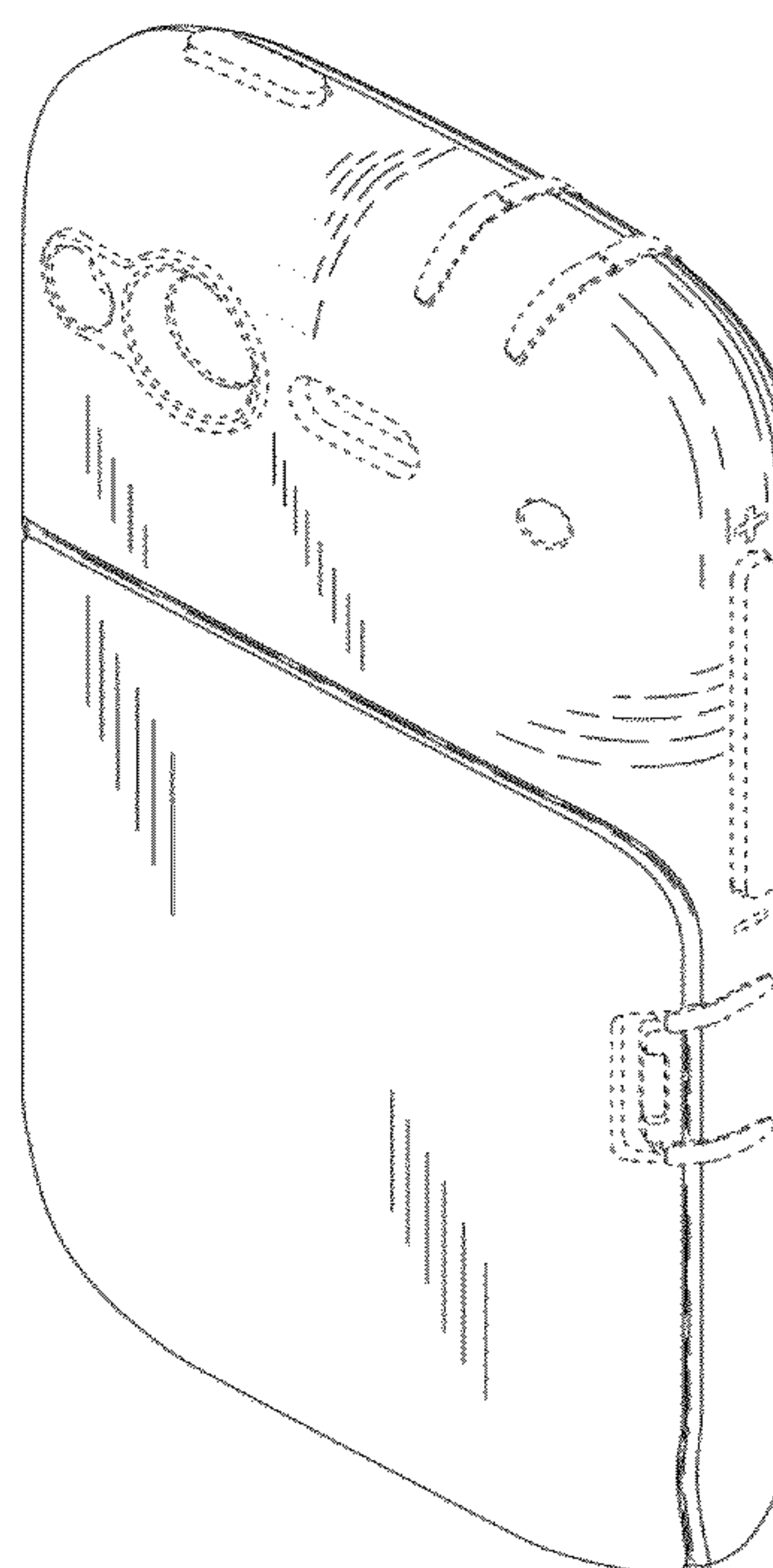
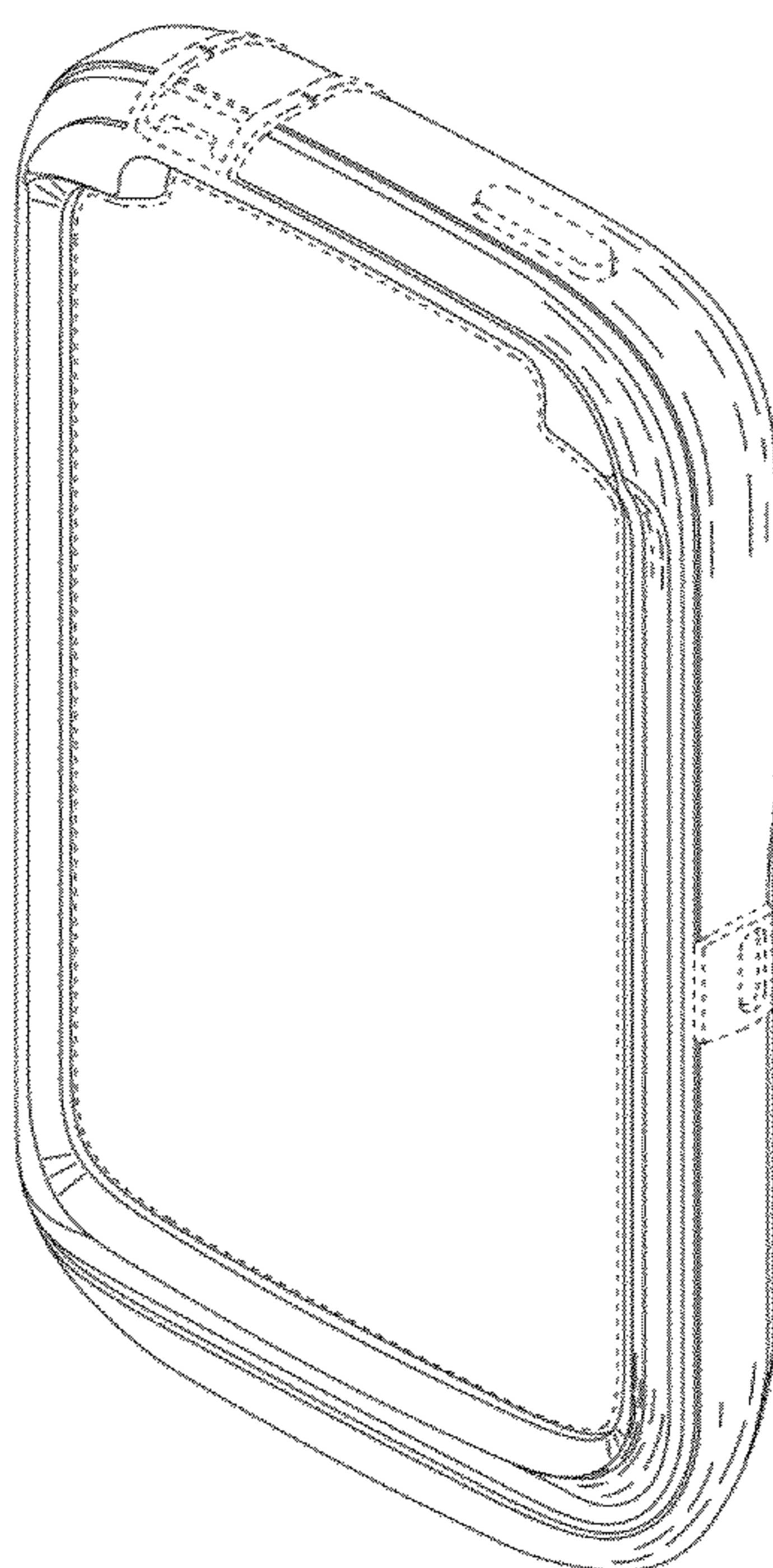
FIG. 6 is a right view thereof;

FIG. 7 is an enlarged top view thereof; and,

FIG. 8 is an enlarged bottom view thereof.

The broken line perimeter of the large unshaded rectangular region on the front of the case in FIGS. 1 and 3 represents a boundary of the claimed design. All other broken lines depict unclaimed environment. The broken lines and unshaded regions bounded by broken lines form no part of the claimed design.

1 Claim, 6 Drawing Sheets






FIG. 1

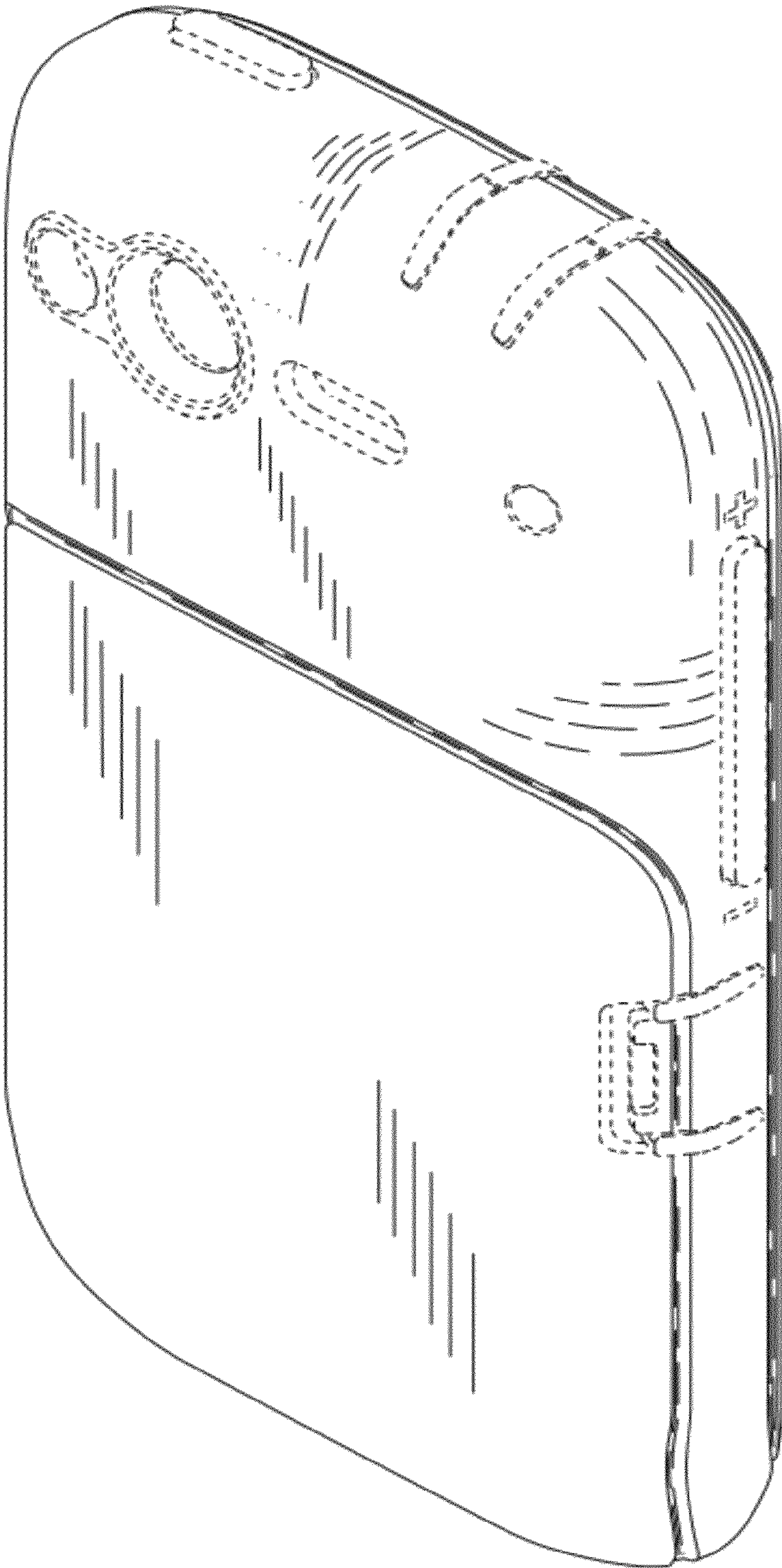


FIG. 2




FIG. 3

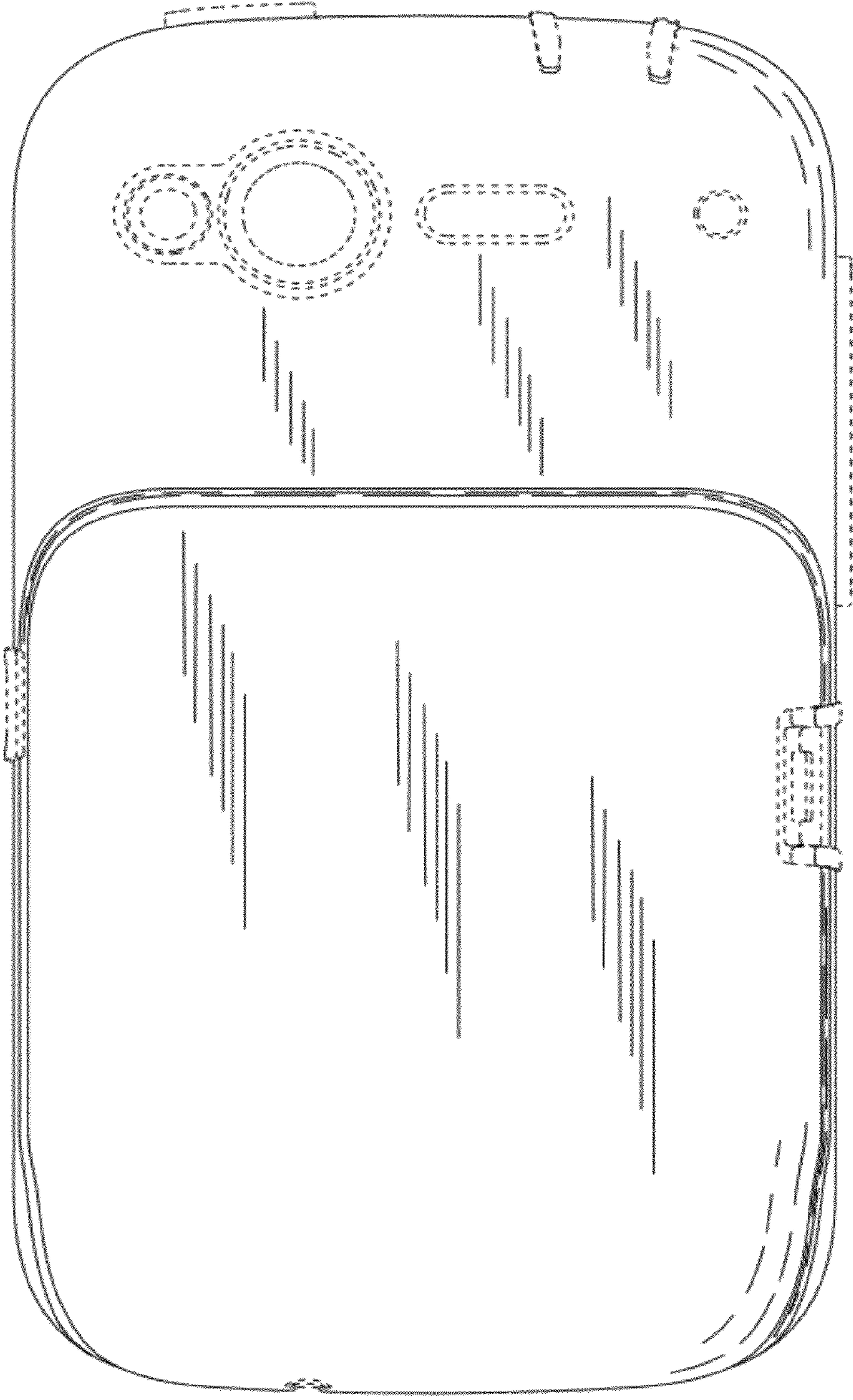


FIG. 4

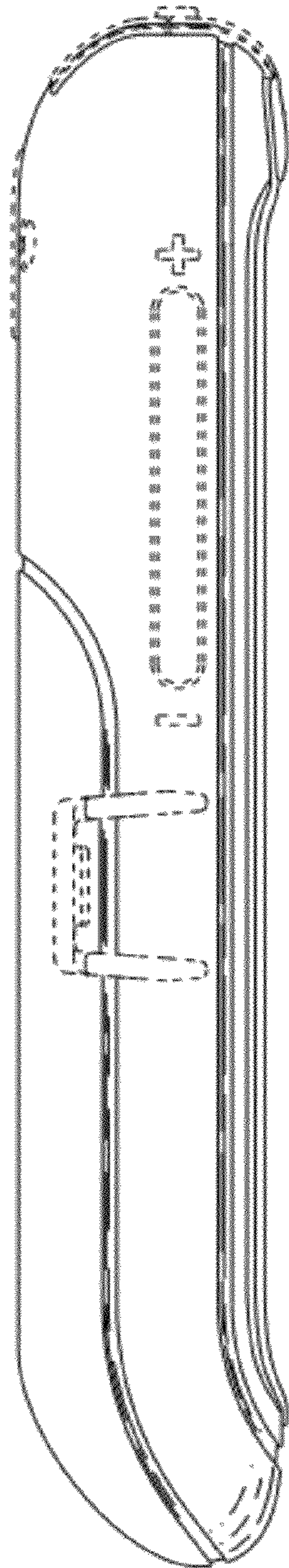


FIG. 5

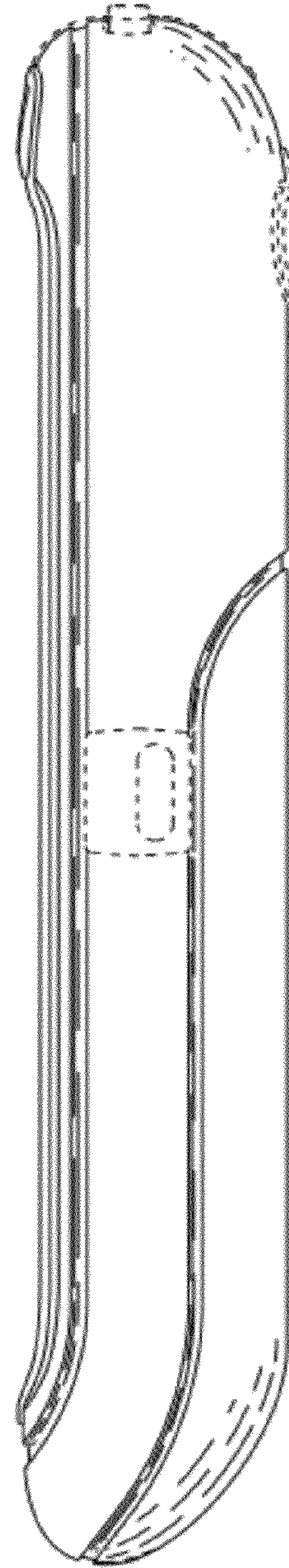


FIG. 6

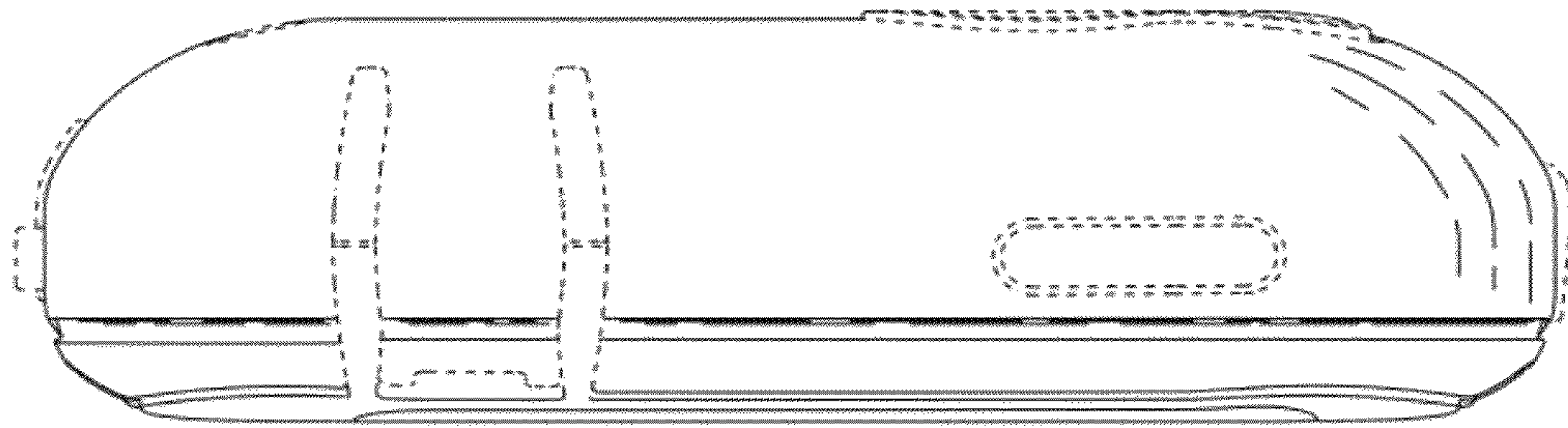


FIG. 7

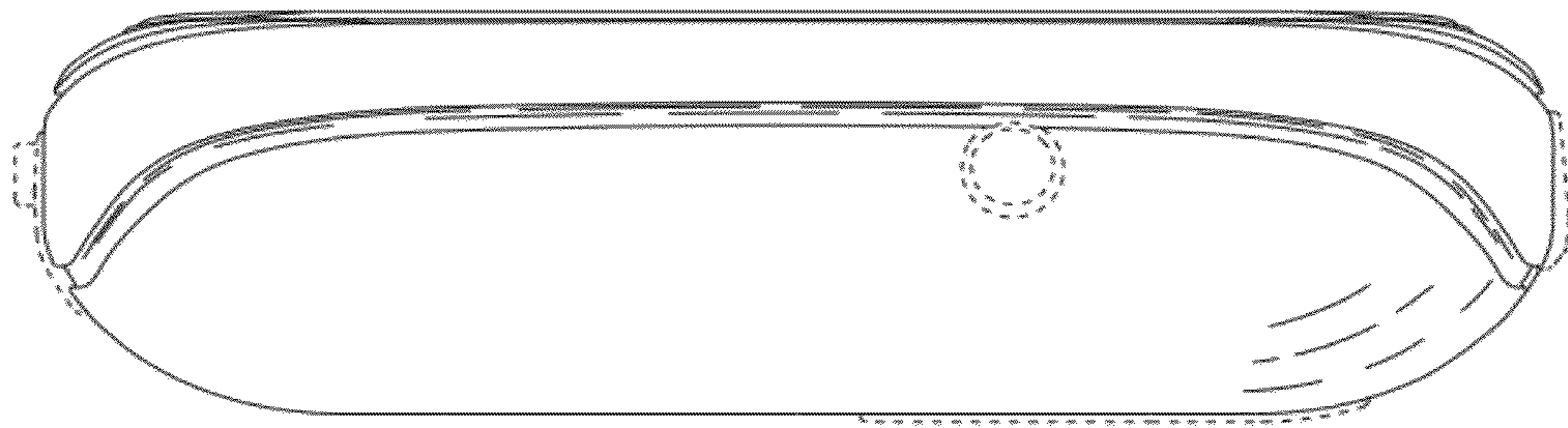


FIG. 8