



US00D673539S

(12) **United States Design Patent**  
**Magness et al.**

(10) **Patent No.:** **US D673,539 S**  
(45) **Date of Patent:** **\*\* Jan. 1, 2013**

(54) **CASE**

(75) Inventors: **Cameron Magness**, Fort Collins, CO  
(US); **Stephen Willes**, Fort Collins, CO  
(US)

(73) Assignee: **Otter Products, LLC**, Fort Collins, CO  
(US)

(\*\*) Term: **14 Years**

(21) Appl. No.: **29/388,373**

(22) Filed: **Mar. 28, 2011**

(51) **LOC (9) Cl.** ..... **14-03**

(52) **U.S. Cl.** ..... **D14/250**

(58) **Field of Classification Search** ..... D14/250,  
D14/251, 253, 240, 217, 496, 440, 203.3,  
D14/203.4, 203.5, 203.8; D3/218, 215, 201;  
220/4.02; 248/309.1; 361/679.56; 379/426,  
379/433.11, 455; 455/575.1, 575.8; 190/100;  
206/305, 320

See application file for complete search history.

(56) **References Cited**

**U.S. PATENT DOCUMENTS**

D574,819 S \* 8/2008 Andre et al. .... D3/269  
D597,089 S \* 7/2009 Khan et al. .... D14/250  
D615,077 S \* 5/2010 Richardson et al. .... D14/250  
D615,536 S \* 5/2010 Richardson et al. .... D14/250  
D623,640 S \* 9/2010 Freeman ..... D14/250

D626,540 S \* 11/2010 Brown et al. .... D14/250  
D634,741 S \* 3/2011 Richardson et al. .... D14/250  
D644,635 S \* 9/2011 Richardson et al. .... D14/250  
D652,825 S \* 1/2012 Bau ..... D14/238.1  
D653,202 S \* 1/2012 Hasbrook et al. .... D13/103  
D654,490 S \* 2/2012 Weller et al. .... D14/250  
D663,295 S \* 7/2012 Fahrendorff et al. .... D14/250  
2009/0186264 A1 \* 7/2009 Huang ..... 429/96

\* cited by examiner

*Primary Examiner* — Cynthia Underwood

(57) **CLAIM**

The ornamental design for a case, as shown and described.

**DESCRIPTION**

FIG. 1 is a front isometric view of a case showing our new design;

FIG. 2 is a rear isometric view thereof;

FIG. 3 is a front view thereof;

FIG. 4 is a rear view thereof;

FIG. 5 is a left view thereof;

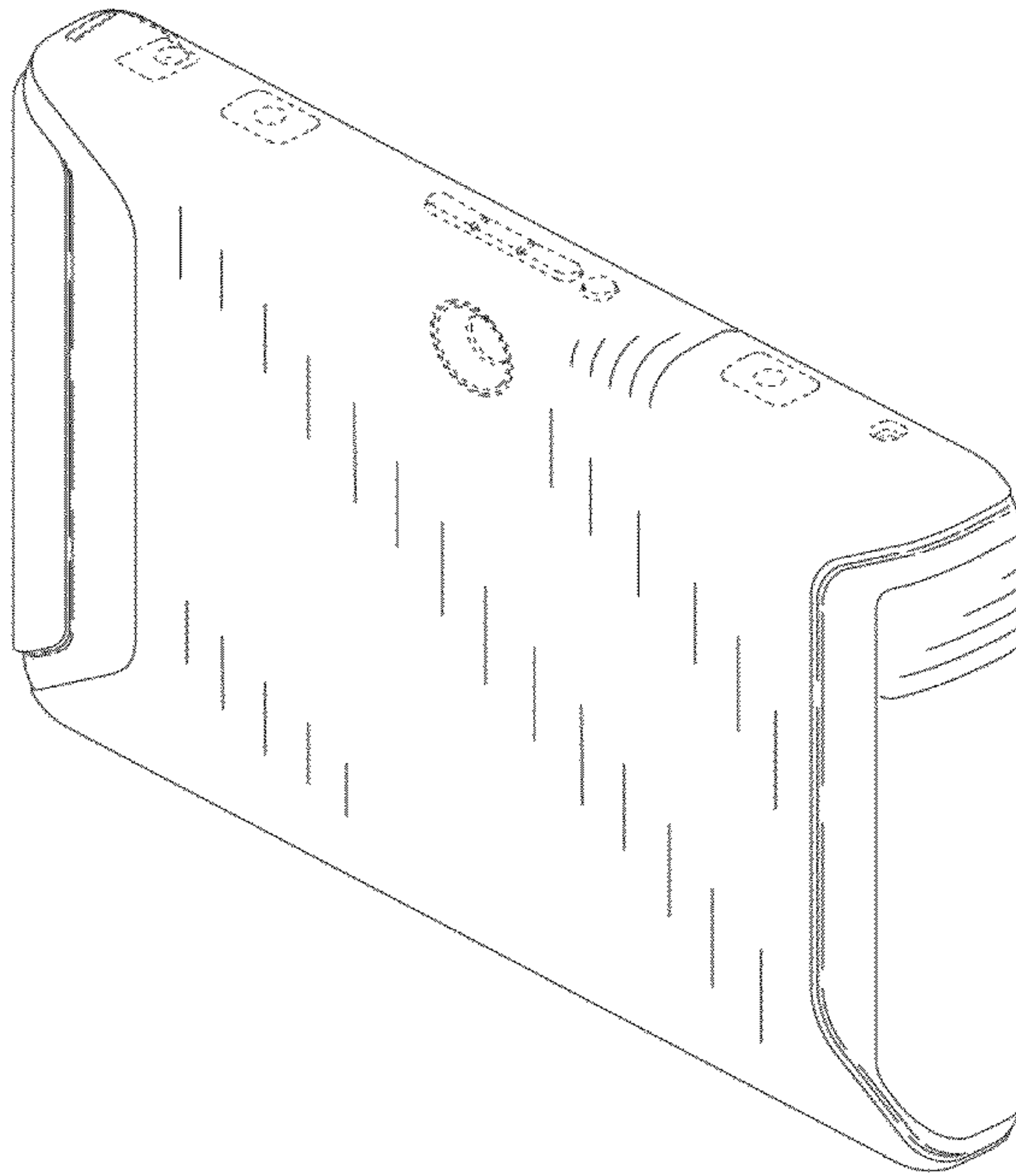
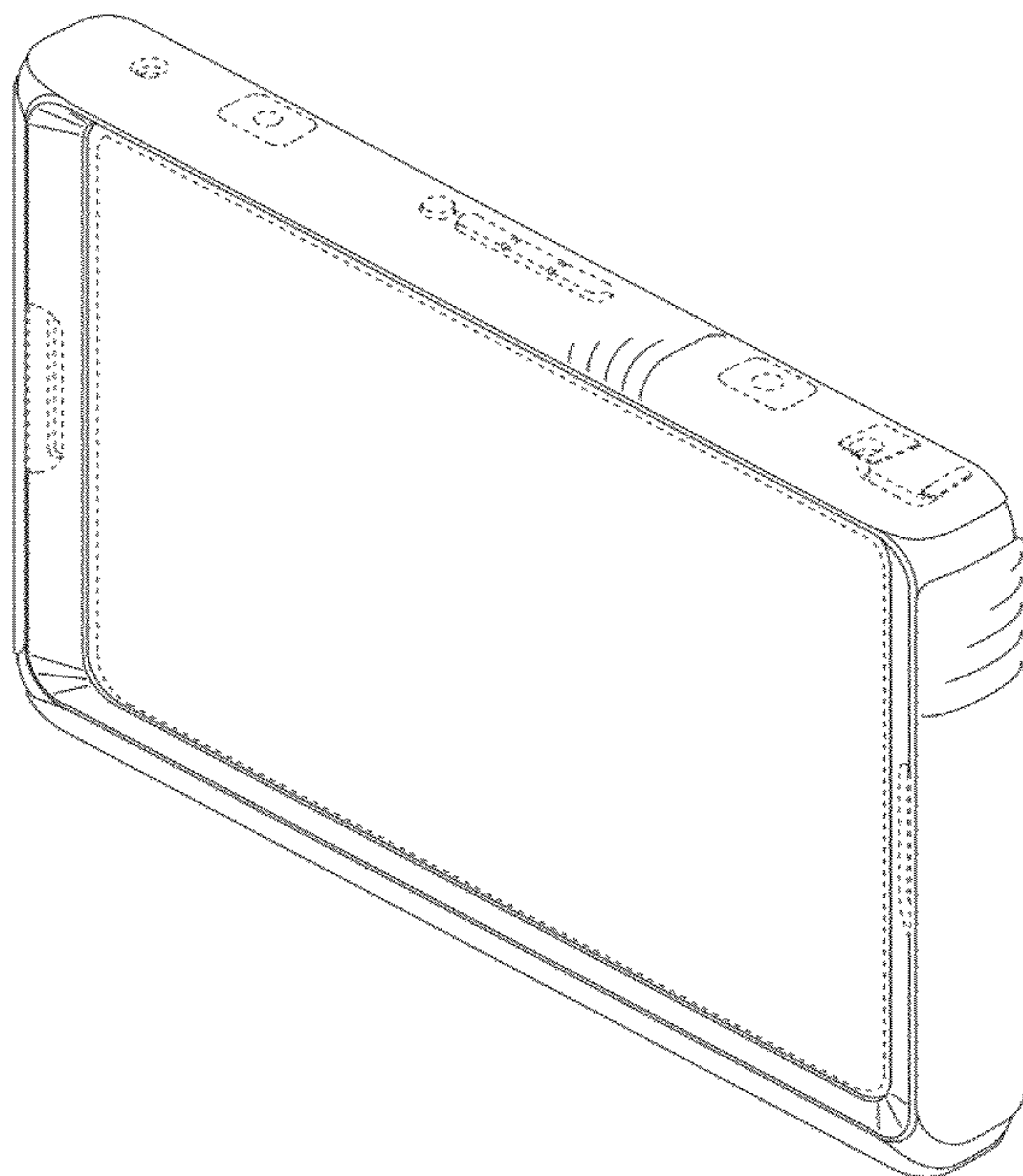
FIG. 6 is a right view thereof;

FIG. 7 is a top view thereof; and,

FIG. 8 is a bottom view thereof.

The broken line perimeter of the large unshaded rectangular region on the front of the case in FIGS. 1 and 3 represents a boundary of the claimed design. All other broken lines depict unclaimed environment. The broken lines and unshaded regions bounded by broken lines form no part of the claimed design.

**1 Claim, 6 Drawing Sheets**



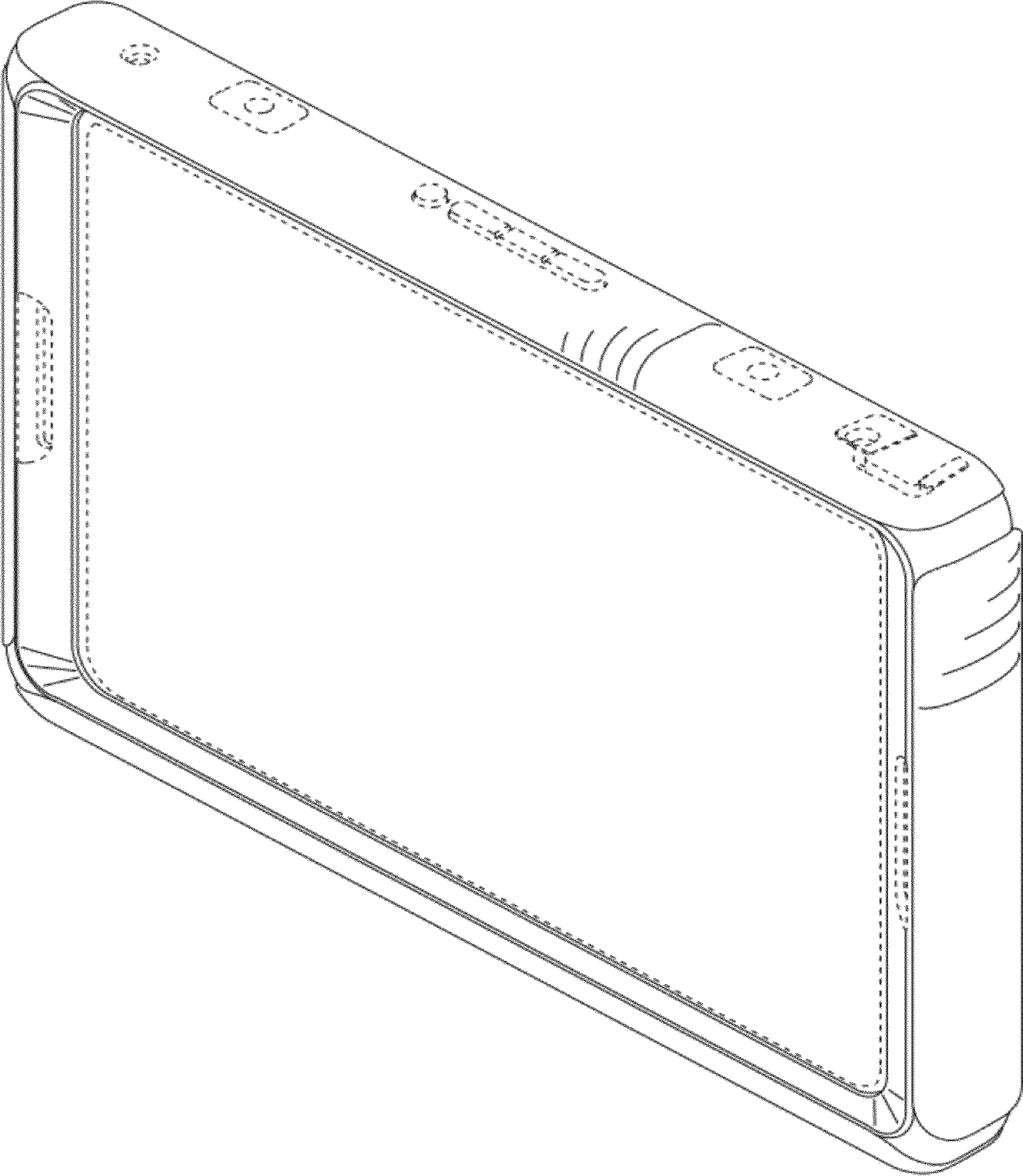


FIG. 1



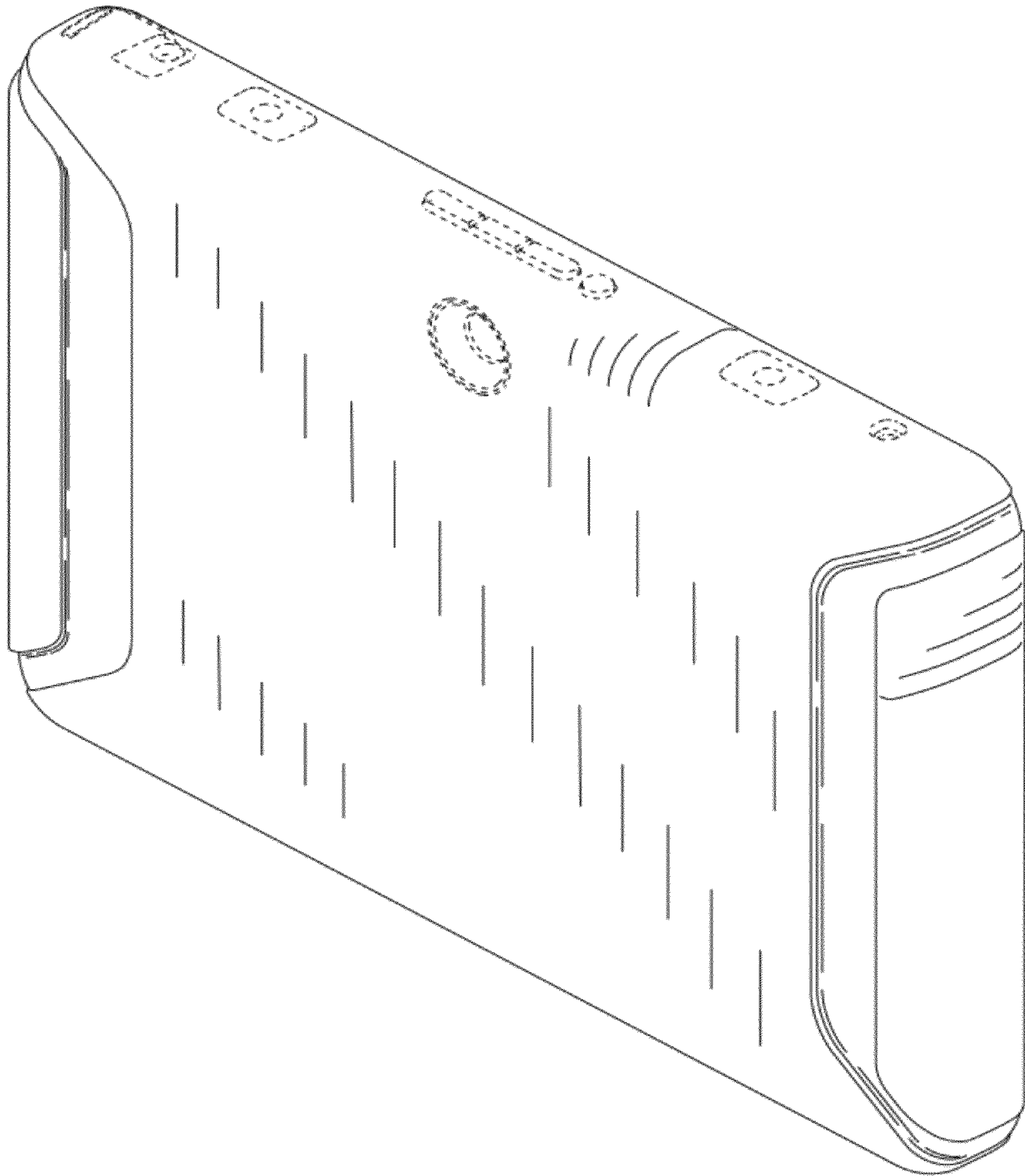


FIG. 2



FIG. 3

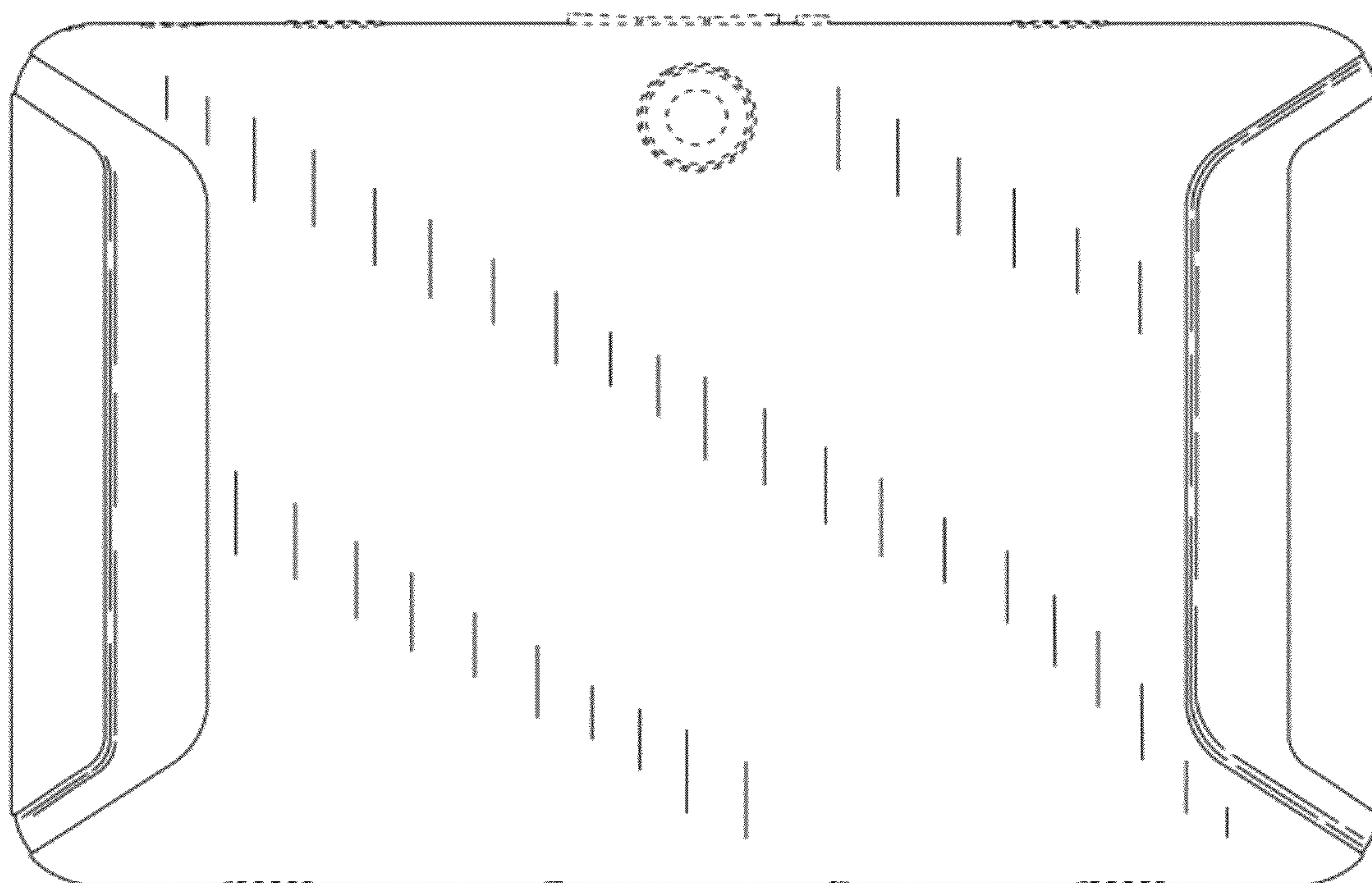


FIG. 4

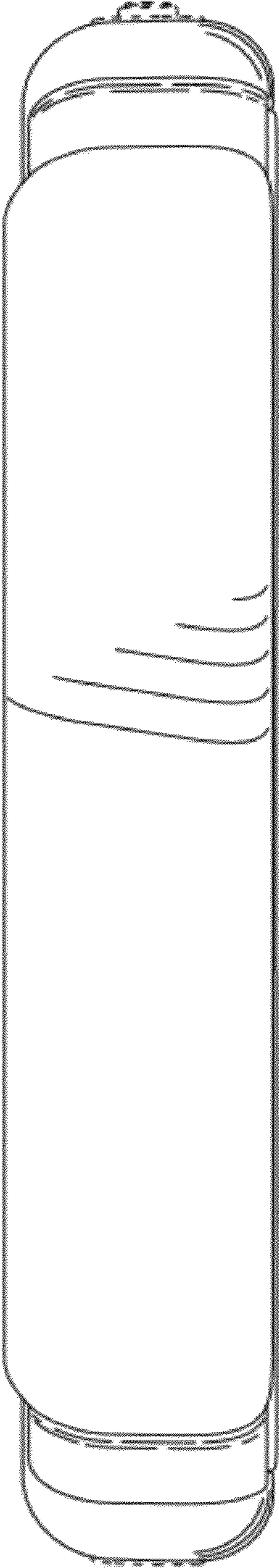


FIG. 5




FIG. 6






FIG. 7




FIG. 8