



US00D673514S

(12) **United States Design Patent**
Guo et al.

(10) **Patent No.:** **US D673,514 S**
(45) **Date of Patent:** **** Jan. 1, 2013**

(54) **HEAT DISSIPATION FAN**

(75) Inventors: **Lian-Ming Guo**, Shenzhen (CN); **Xiao Hu**, Shenzhen (CN)

(73) Assignee: **Hon Hai Precision Industry Co., Ltd.**, New Taipei (TW)

(**) Term: **14 Years**

(21) Appl. No.: **29/410,979**

(22) Filed: **Jan. 13, 2012**

(51) **LOC (9) Cl.** **13-03**

(52) **U.S. Cl.** **D13/179**

(58) **Field of Classification Search** D13/179;
165/80.3, 104.26, 104.33, 122, 151, 185;
257/706, 707, 718-722; 361/695, 697, 700,
361/702, 704, 709, 710, 711, 719
See application file for complete search history.

(56) **References Cited**

U.S. PATENT DOCUMENTS

5,787,971	A *	8/1998	Dodson	165/121
D398,977	S *	9/1998	Hornig	D23/370
5,873,406	A *	2/1999	Hornig	165/80.3
6,109,341	A *	8/2000	Kodaira et al.	165/80.3
7,492,599	B1 *	2/2009	Yu et al.	361/719

D614,590	S *	4/2010	Lee	D13/179
2011/0036552	A1 *	2/2011	Lu et al.	165/185
2012/0227948	A1 *	9/2012	Chen	165/185

* cited by examiner

Primary Examiner — Selina Sikder

(74) *Attorney, Agent, or Firm* — Altis Law Group, Inc.

(57) **CLAIM**

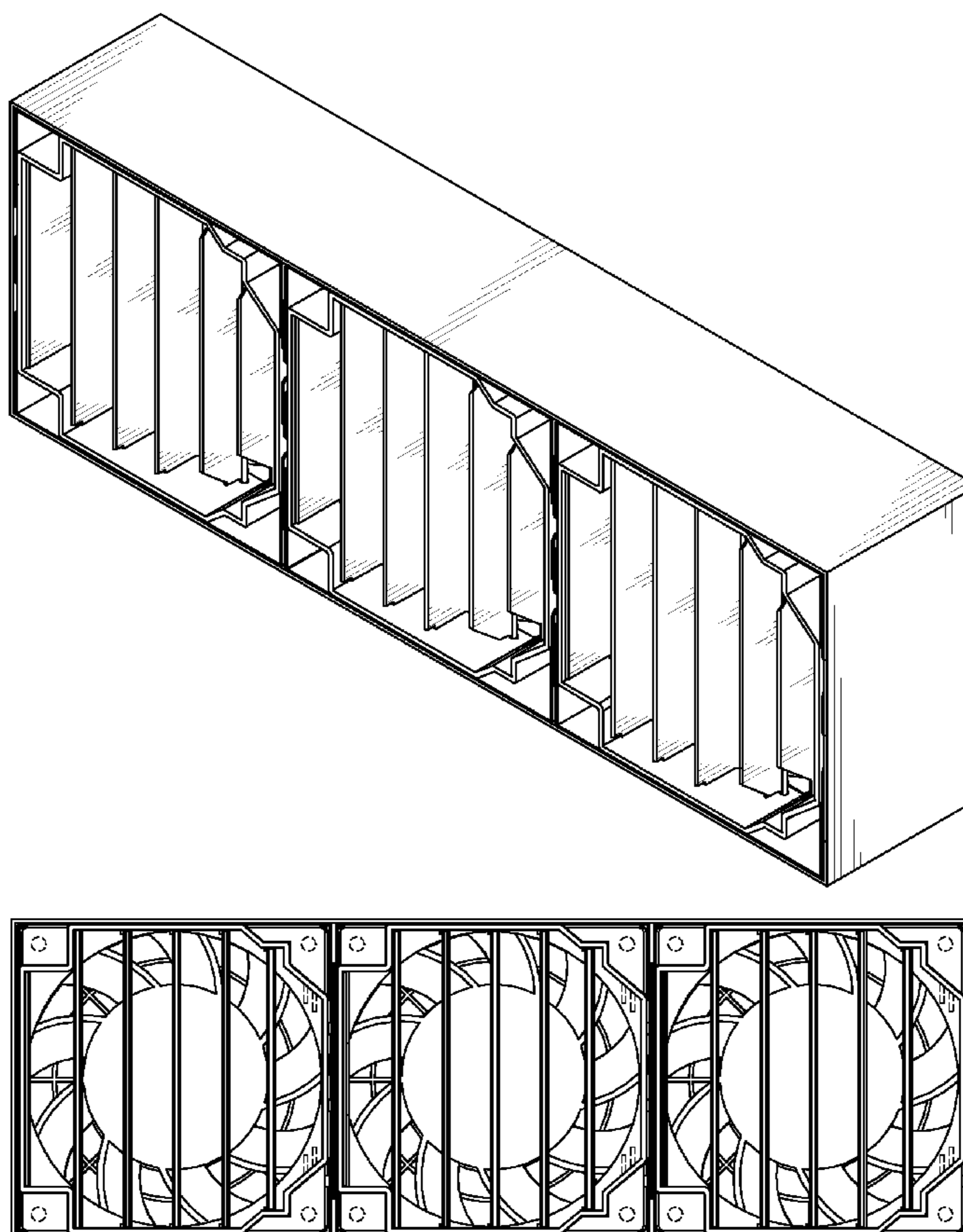
The ornamental design for a heat dissipation fan, as shown and described.

DESCRIPTION

FIG. 1 is a perspective view of the heat dissipation fan showing our new design;
FIG. 2 is a front elevational view thereof;
FIG. 3 is a rear elevational view thereof;
FIG. 4 is a left side elevational view thereof;
FIG. 5 is a right side elevational view thereof;
FIG. 6 is a top plan view thereof;
FIG. 7 is a bottom plan view thereof; and,
FIG. 8 is a perspective view of another aspect of the “heat dissipation fan”, showing parts of the “heat dissipation fan” which is in a closed state.

The broken line showing of “heat dissipation fan” is for the purpose of illustrating environmental structures only and forms no part of the claimed design.

1 Claim, 8 Drawing Sheets



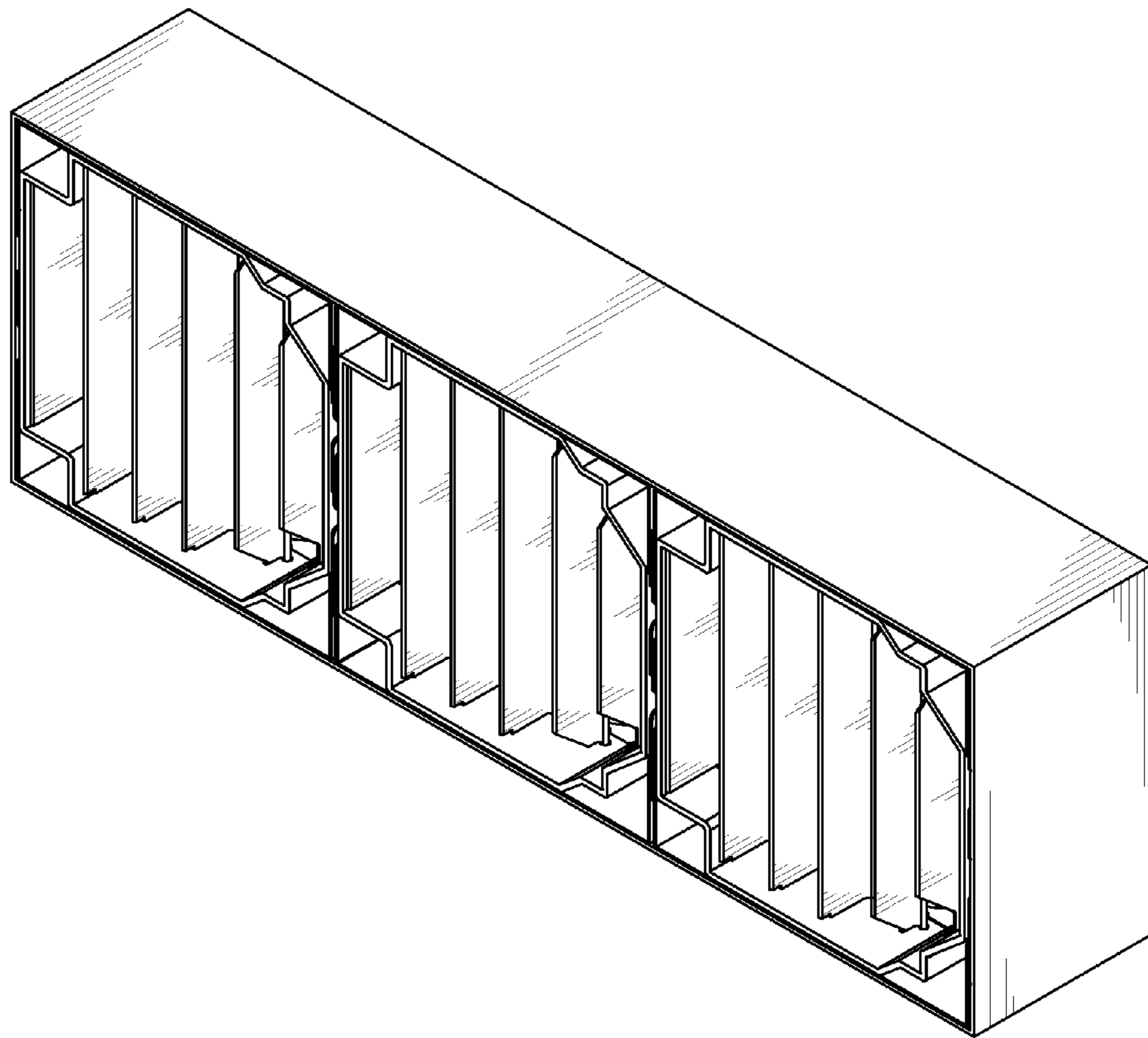


FIG. 1




FIG. 2

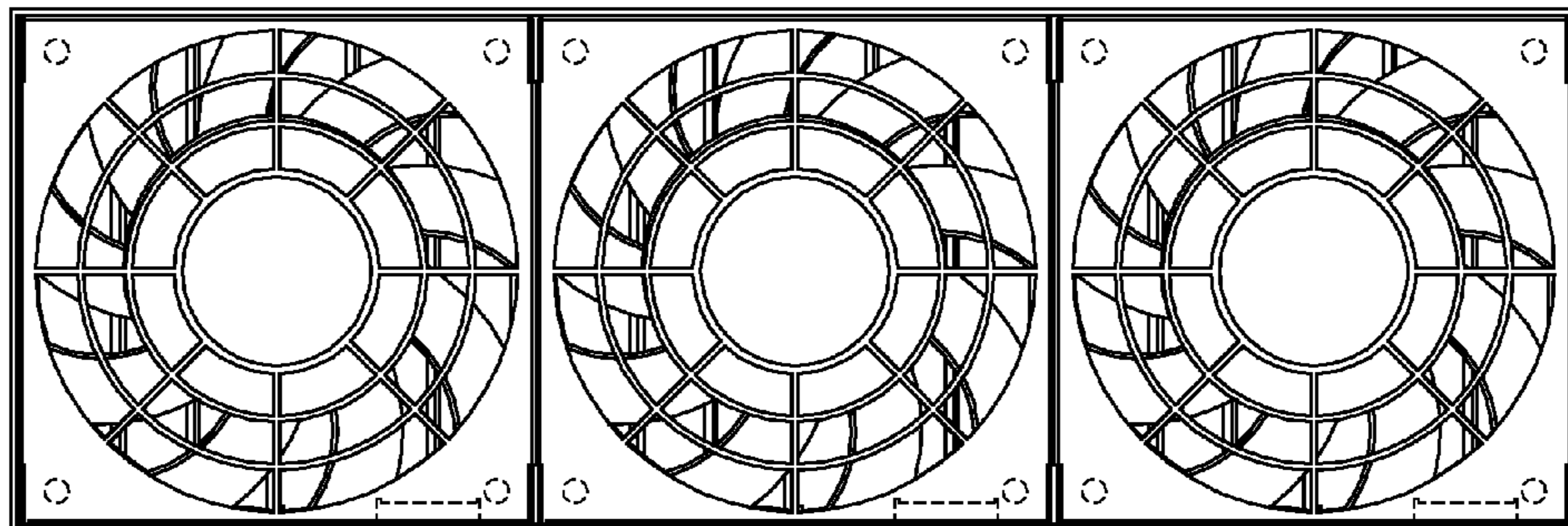


FIG. 3




FIG. 4




FIG. 5

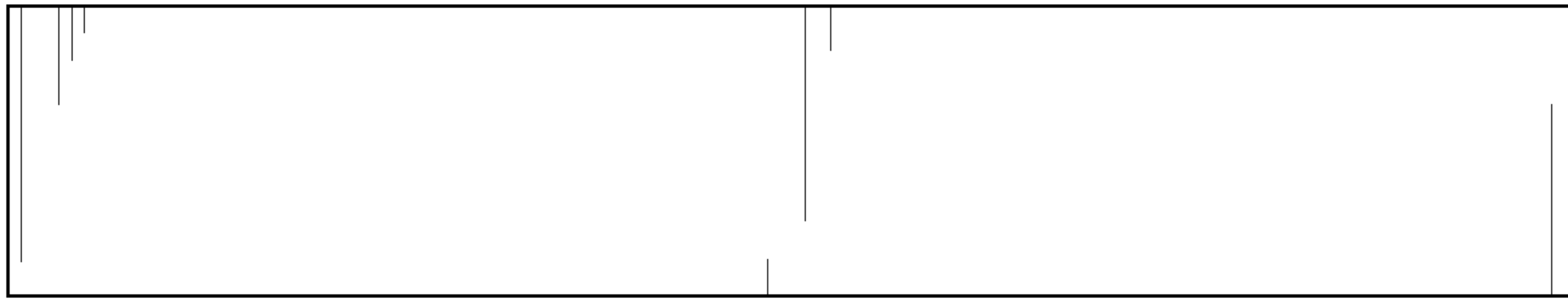


FIG. 6

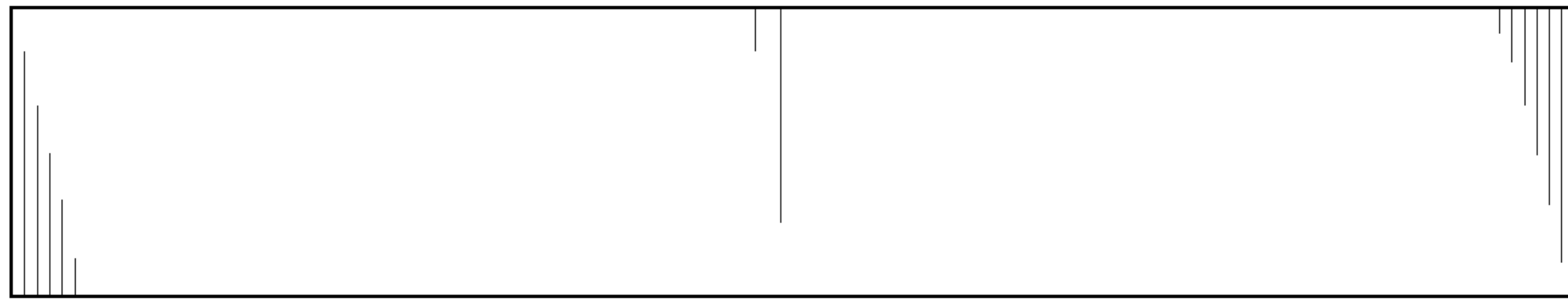


FIG. 7

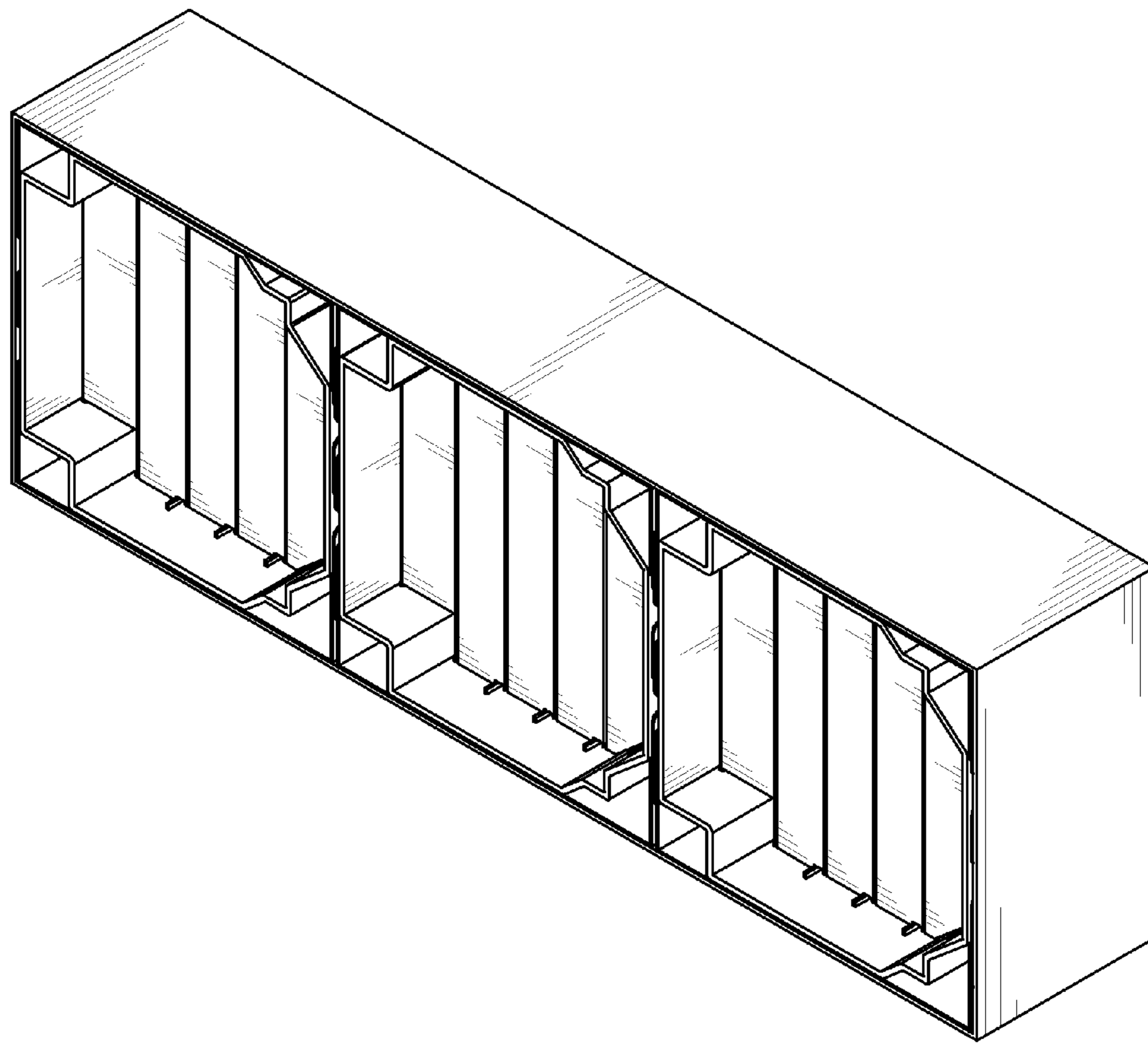


FIG. 8