

US00D673512S

(12) **United States Design Patent**  
**Huang**

(10) **Patent No.:** **US D673,512 S**

(45) **Date of Patent:** **\*\* Jan. 1, 2013**

(54) **REMOTE CONTROLLER**

(76) Inventor: **Dazhi Huang**, Singapore (SG)

(\*\*) Term: **14 Years**

(21) Appl. No.: **29/414,319**

(22) Filed: **Feb. 27, 2012**

(51) **LOC (9) Cl.** ..... **14-03**

(52) **U.S. Cl.** ..... **D13/168**

(58) **Field of Classification Search** ..... D13/168;  
D10/104.1, 106.1; D14/218; D9/430; 341/176;  
345/169; 340/4.3, 4.42, 12.22, 12.23, 12.24,  
340/12.29, 12.3, 13.2, 13.21, 13.24; 700/17,  
700/65, 83

See application file for complete search history.

D515,040 S \* 2/2006 Jones et al. .... D13/168  
D518,030 S \* 3/2006 Lin ..... D14/218  
D546,295 S \* 7/2007 Marchetto et al. .... D13/168  
D546,780 S \* 7/2007 Marchetto et al. .... D13/168  
D548,196 S \* 8/2007 Bonnaud ..... D13/168  
D583,776 S \* 12/2008 Lacour et al. .... D13/168  
D614,145 S \* 4/2010 Arosio ..... D13/168  
2003/0122698 A1 \* 7/2003 Horie et al. .... 341/176

\* cited by examiner

*Primary Examiner* — Selina Sikder

(57) **CLAIM**

The ornamental design for a remote controller, as shown.

**DESCRIPTION**

FIG. 1 is a rear elevational view of a remote control showing my new design;

FIG. 2 is a left side elevational view thereof;

FIG. 3 is a top plan view thereof;

FIG. 4 is a right side elevational view thereof;

FIG. 5 is a front elevational view thereof

FIG. 6 is a bottom plan view thereof; and,

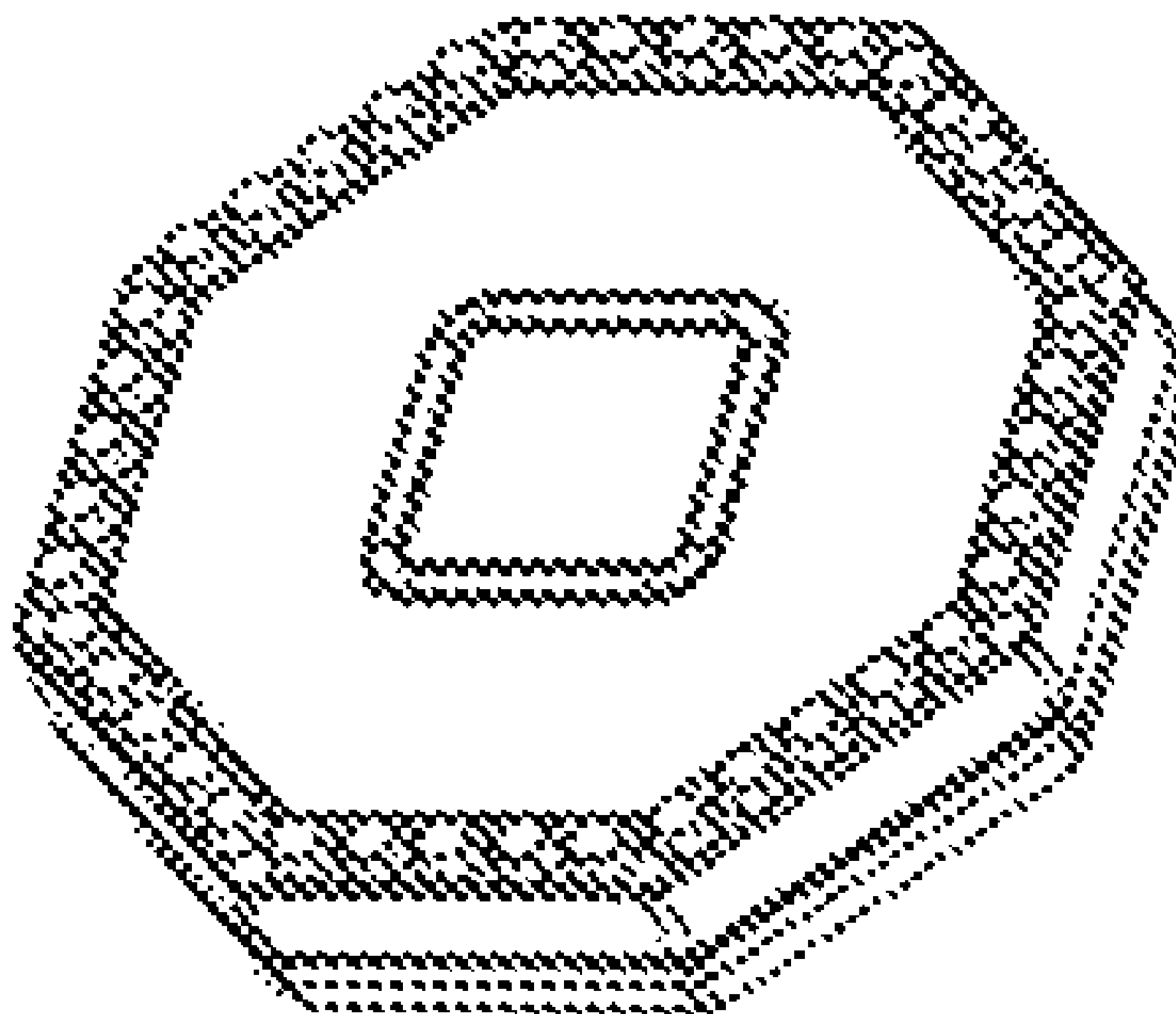
FIG. 7 is 3 dimension view thereof.

(56) **References Cited**

U.S. PATENT DOCUMENTS

D301,332 S \* 5/1989 Schwartz ..... D13/168  
D340,199 S \* 10/1993 Taylor ..... D10/106.1  
D342,193 S \* 12/1993 Smith ..... D7/629  
D343,387 S \* 1/1994 Keene ..... D13/168  
D385,185 S \* 10/1997 Rench et al. .... D9/430  
D404,366 S \* 1/1999 Gross et al. .... D13/168  
D406,542 S \* 3/1999 Mik ..... D10/104.1  
6,674,364 B1 \* 1/2004 Holbrook et al. .... 340/568.1

**1 Claim, 1 Drawing Sheet**






Fig. 1

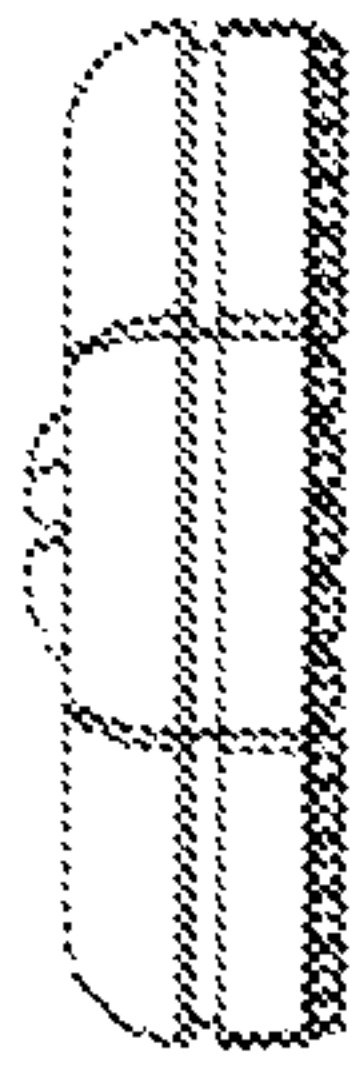


Fig. 2

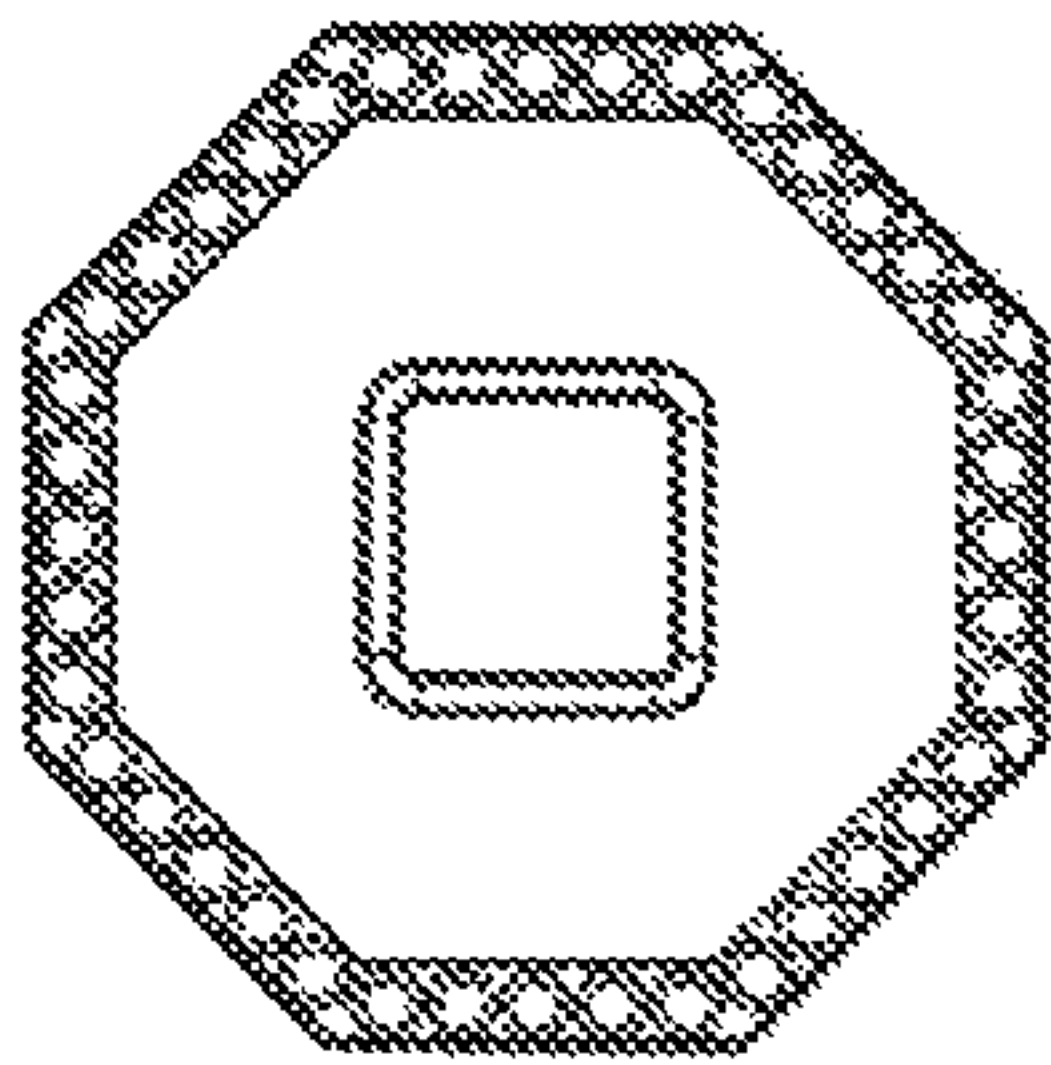


Fig. 3

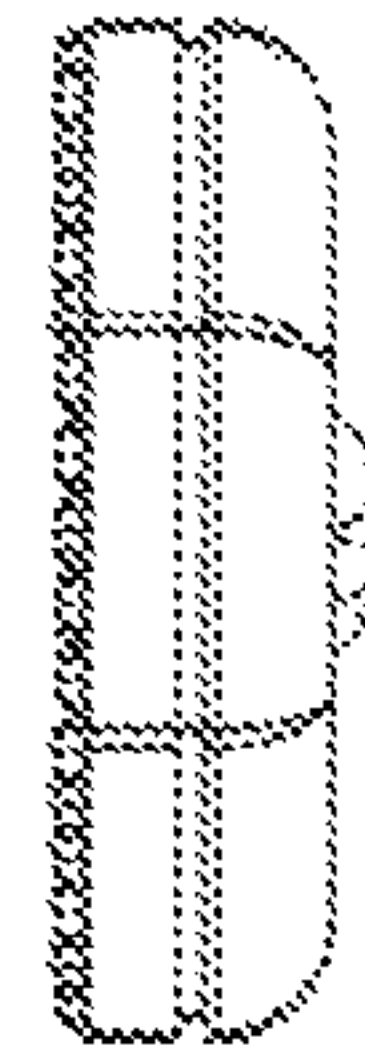


Fig. 4

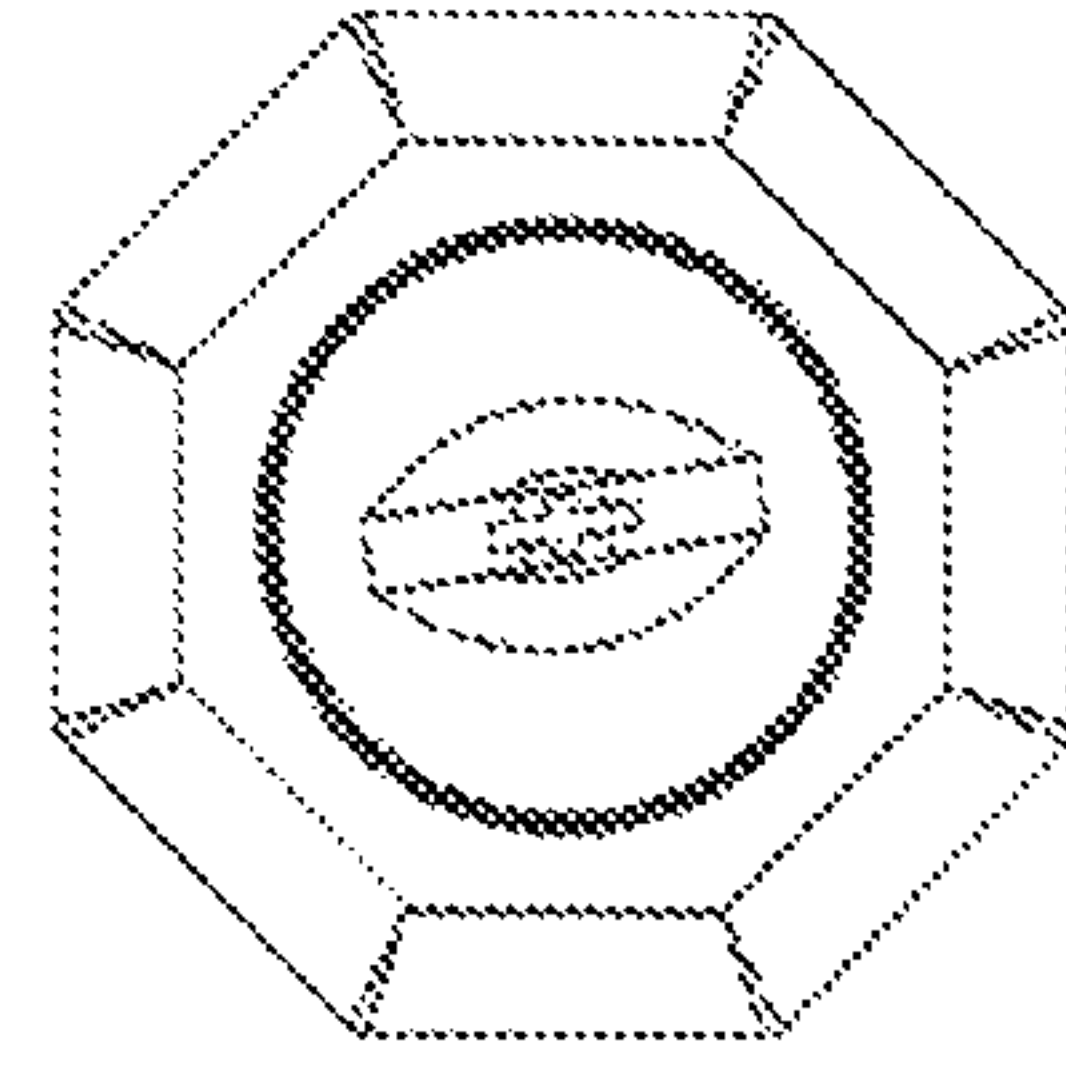


Fig. 6



Fig. 5

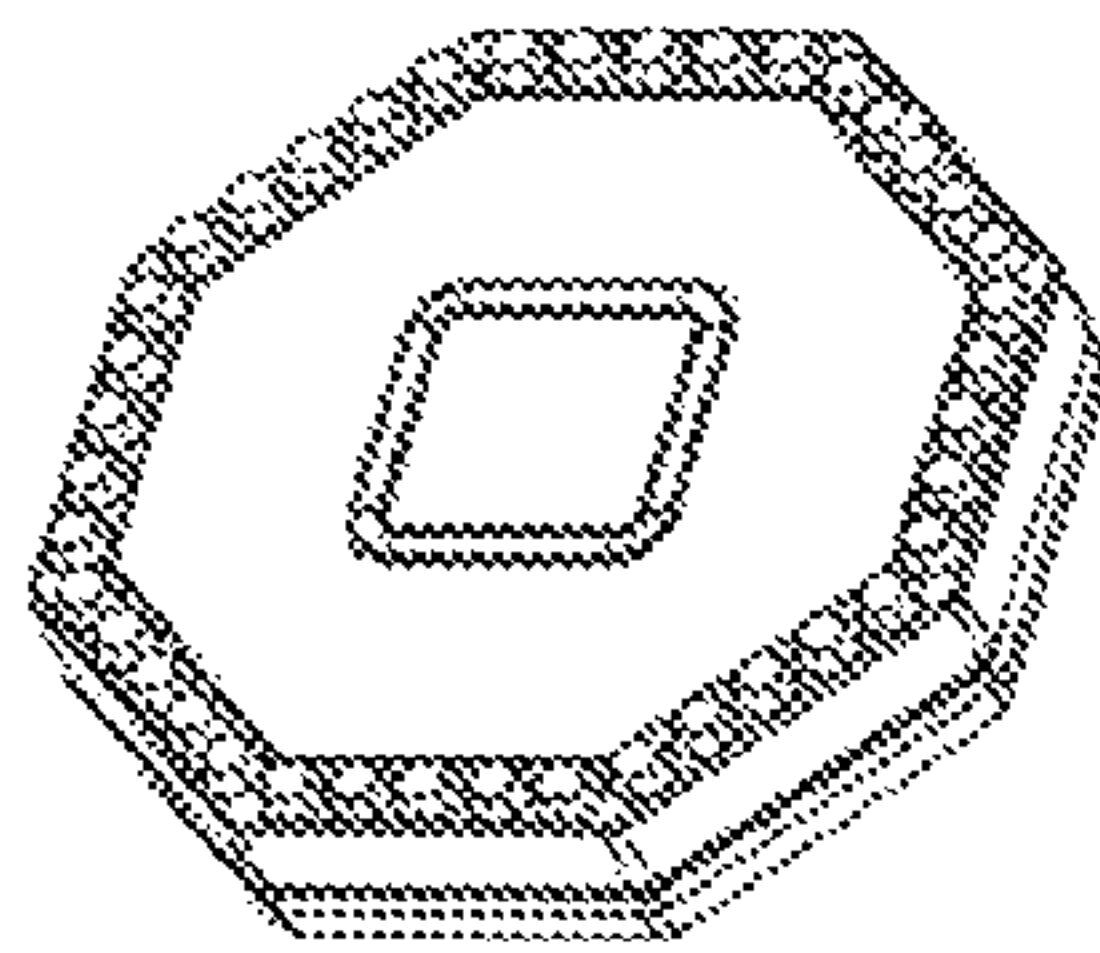


Fig. 7