



US00D673501S

(12) **United States Design Patent**
Yang et al.

(10) **Patent No.:** **US D673,501 S**
(45) **Date of Patent:** **** Jan. 1, 2013**

(54) **OPTICAL FIBER CONNECTOR**
(75) Inventors: **Guo Yang**, Shenzhen (CN); **Qiyue Wang**, Shenzhen (CN)
(73) Assignee: **Sunsea Telecommunications Co., Ltd.**, Shenzhen (CN)

D523,396 S * 6/2006 Shiraishi et al. D13/133
D528,505 S * 9/2006 Caveney et al. D13/133
D603,796 S * 11/2009 Sticker et al. D13/147
D619,100 S * 7/2010 Larson et al. D13/154
8,070,367 B2 * 12/2011 Winberg et al. 385/81
2005/0213897 A1 * 9/2005 Palmer et al. 385/95

* cited by examiner

(**) Term: **14 Years**

Primary Examiner — Daniel Bui

(21) Appl. No.: **29/413,593**

(74) *Attorney, Agent, or Firm* — Caesar, Rivise, Bernstein, Cohen & Pokotilow, Ltd.

(22) Filed: **Feb. 17, 2012**

(57) **CLAIM**

(30) **Foreign Application Priority Data**

The ornamental design for an optical fiber connector, as shown and described.

Dec. 26, 2011 (CN) 2011 3 0499474

(51) **LOC (9) Cl.** **13-03**

(52) **U.S. Cl.** **D13/133**

(58) **Field of Classification Search** D13/133,
D13/147, 154, 184, 199; 385/55, 56, 59,
385/76, 77, 78, 88, 89

See application file for complete search history.

DESCRIPTION

(56) **References Cited**

U.S. PATENT DOCUMENTS

5,293,581 A * 3/1994 DiMarco 385/76
5,481,634 A * 1/1996 Anderson et al. 385/76
D434,376 S * 11/2000 Connelly D13/133
D481,680 S * 11/2003 Cheng et al. D13/133
6,918,704 B2 * 7/2005 Marrs et al. 385/78

FIG. 1 is a front perspective view of an optical fiber connector showing our new design;
FIG. 2 is a front view thereof;
FIG. 3 is a rear view thereof;
FIG. 4 is a left side view thereof, on a larger scale;
FIG. 5 is a right side view thereof, on a larger scale;
FIG. 6 is a top view thereof; and,
FIG. 7 is a bottom view thereof.

The broken line portion of FIG. 3 is included for the purpose of illustrating environment and forms no part of the claimed design.

1 Claim, 2 Drawing Sheets




Fig. 1




Fig. 2

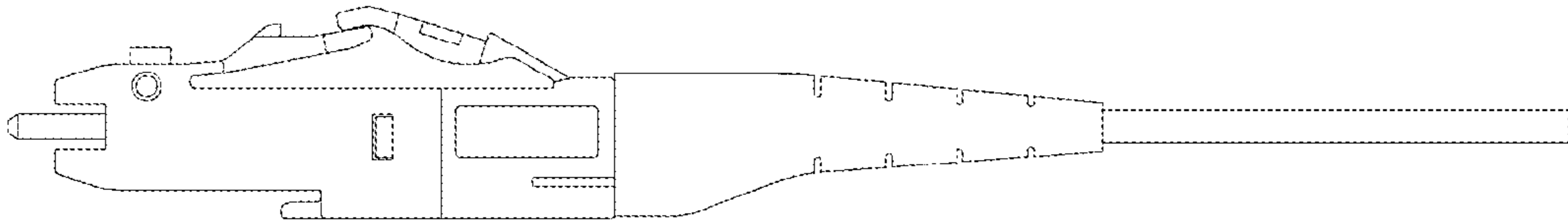
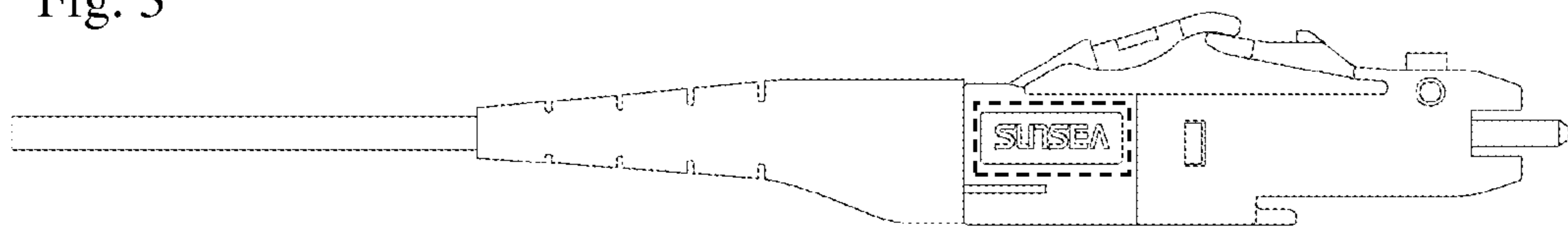


Fig. 3



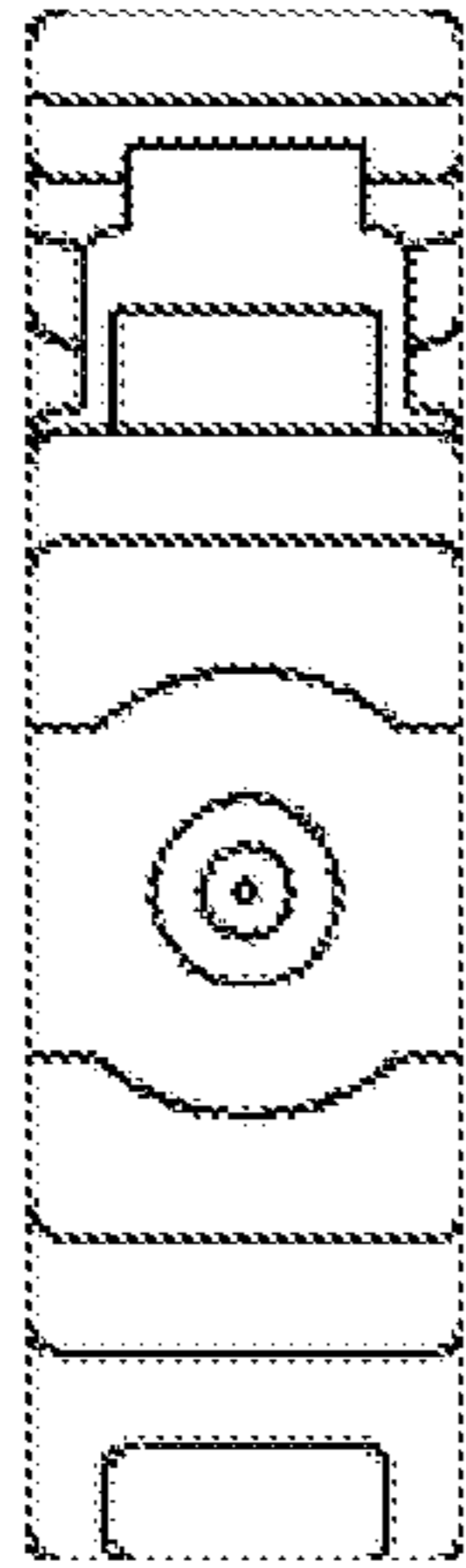


Fig. 4




Fig. 5

Fig. 6



Fig. 7

