



US00D673495S

(12) **United States Design Patent**  
**Heotaky et al.**

(10) **Patent No.:** **US D673,495 S**

(45) **Date of Patent:** **\*\* Jan. 1, 2013**

(54) **MIRROR COVER**

(75) Inventors: **Stephen W. Heotaky**, Alpharetta, GA (US); **Debra L. Heotaky**, Alpharetta, GA (US); **Diana S. Allpass**, Alpharetta, GA (US); **Michael G. Allpass**, Alpharetta, GA (US)

(73) Assignee: **Lifesong, L.L.C.**, Alpharetta, GA (US)

(\*\*) Term: **14 Years**

(21) Appl. No.: **29/422,571**

(22) Filed: **May 22, 2012**

**Related U.S. Application Data**

(63) Continuation-in-part of application No. 29/399,577, filed on Aug. 16, 2011, now Pat. No. Des. 660,780.

(51) **LOC (9) Cl.** ..... **12-16**

(52) **U.S. Cl.** ..... **D12/401**

(58) **Field of Classification Search** ..... D12/401-405, D12/188, 187, 189; 160/370.21, 370.22, 160/370.23; 280/770; 150/158, 165-167; 296/100.11-100.18, 136.01, 136.07, 136.05, 296/136.06, 95.1, 77.1; 135/88.01, 95; D6/300, D6/309; D21/754

See application file for complete search history.

(56) **References Cited**

**U.S. PATENT DOCUMENTS**

3,426,815 A \* 2/1969 Ashlin et al. .... 150/160  
4,974,355 A \* 12/1990 Abrams ..... 40/591

5,421,628 A	6/1995	Nahm	
6,325,121 B1 *	12/2001	Hudnall	150/166
6,811,269 B2	11/2004	Strode et al.	
D537,248 S	2/2007	Schlegel	
D550,457 S	9/2007	Schlegel	
D555,572 S *	11/2007	Harrell	D12/401
D576,939 S *	9/2008	Corley et al.	D12/401
D629,738 S	12/2010	Cornista et al.	
D631,818 S	2/2011	Seale	
D633,029 S	2/2011	Stephanis et al.	
D633,430 S	3/2011	Stephanis et al.	
D636,325 S	4/2011	Marsh	
2010/0326017 A1	12/2010	Kindel	
2012/0060344 A1 *	3/2012	Smeets	29/428

\* cited by examiner

*Primary Examiner* — Katrina A Betton

(74) *Attorney, Agent, or Firm* — Thomas | Horstemeyer, LLP

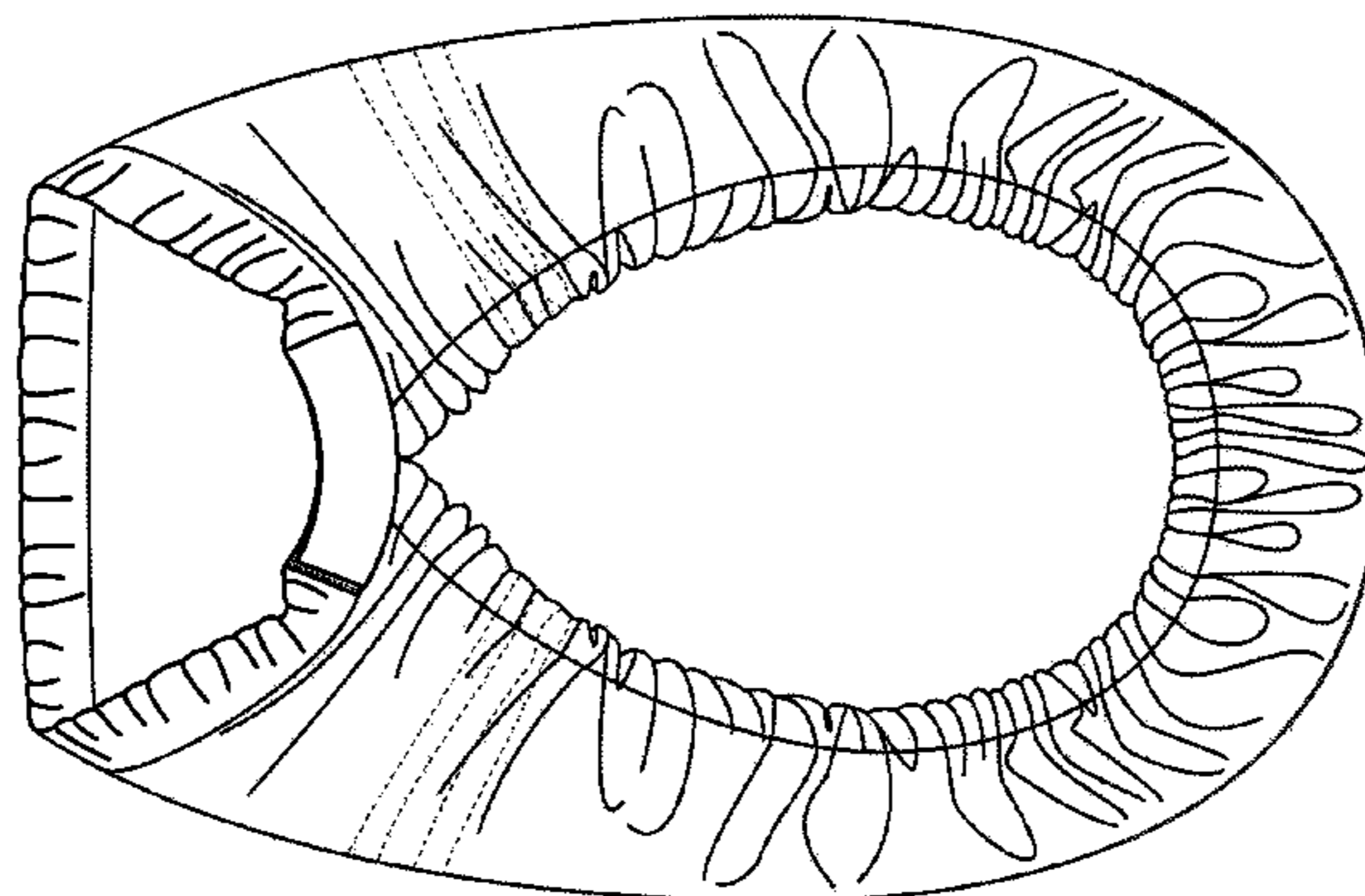

(57) **CLAIM**

The ornamental design for a mirror cover, as shown and described.

**DESCRIPTION**

FIG. 1 is a rear perspective view of the mirror cover; FIG. 2 is a front elevational view thereof; FIG. 3 is a rear elevational view thereof; FIG. 4 is a side elevational view thereof; and, FIG. 5 is an opposite side elevational view thereof. The broken line showing of the decorative elements of FIGS. 1 and 3 are for the purpose of illustrating exemplary decorative elements and form no part of the claimed design.

**1 Claim, 3 Drawing Sheets**



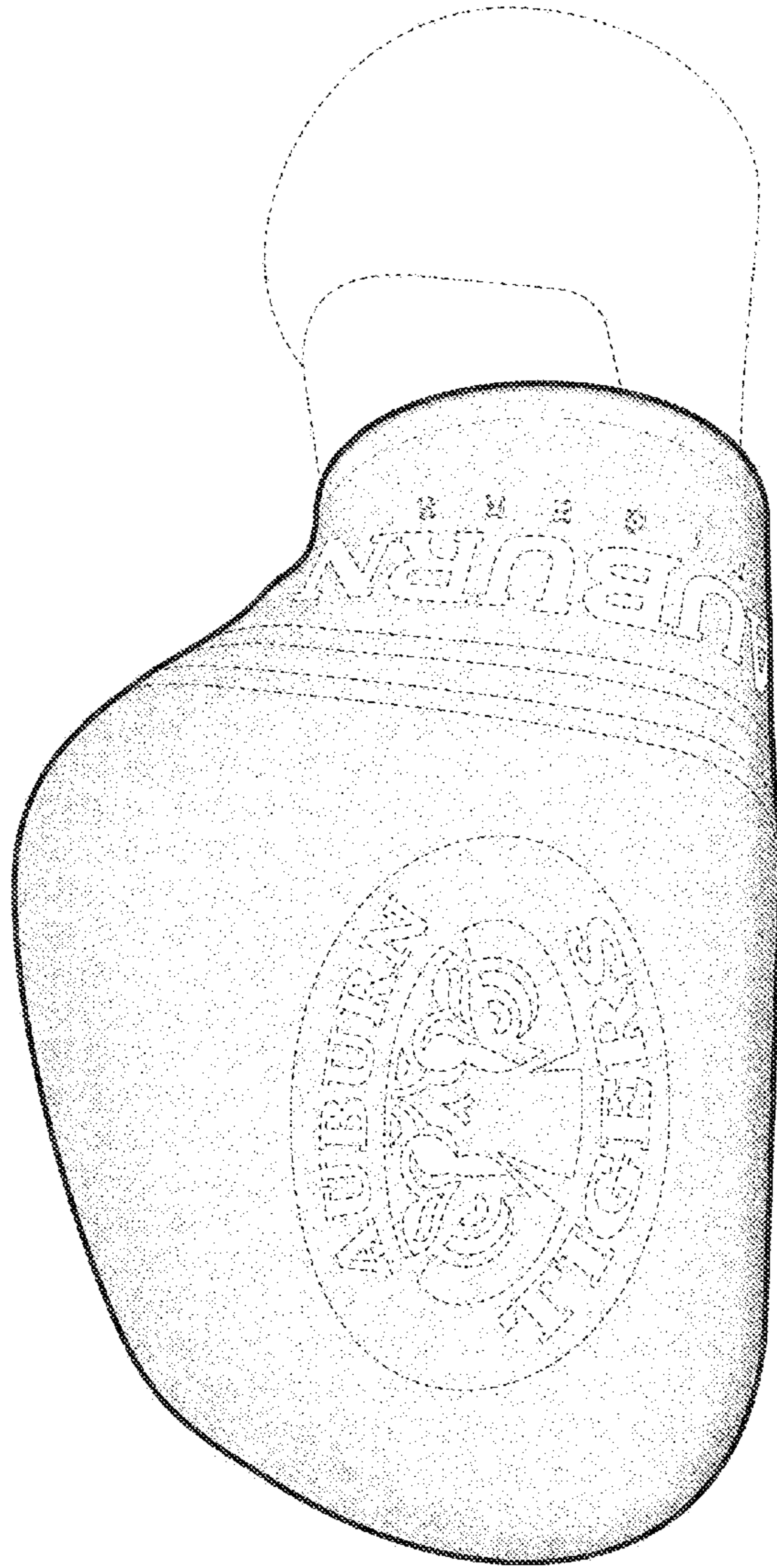


FIG. 1

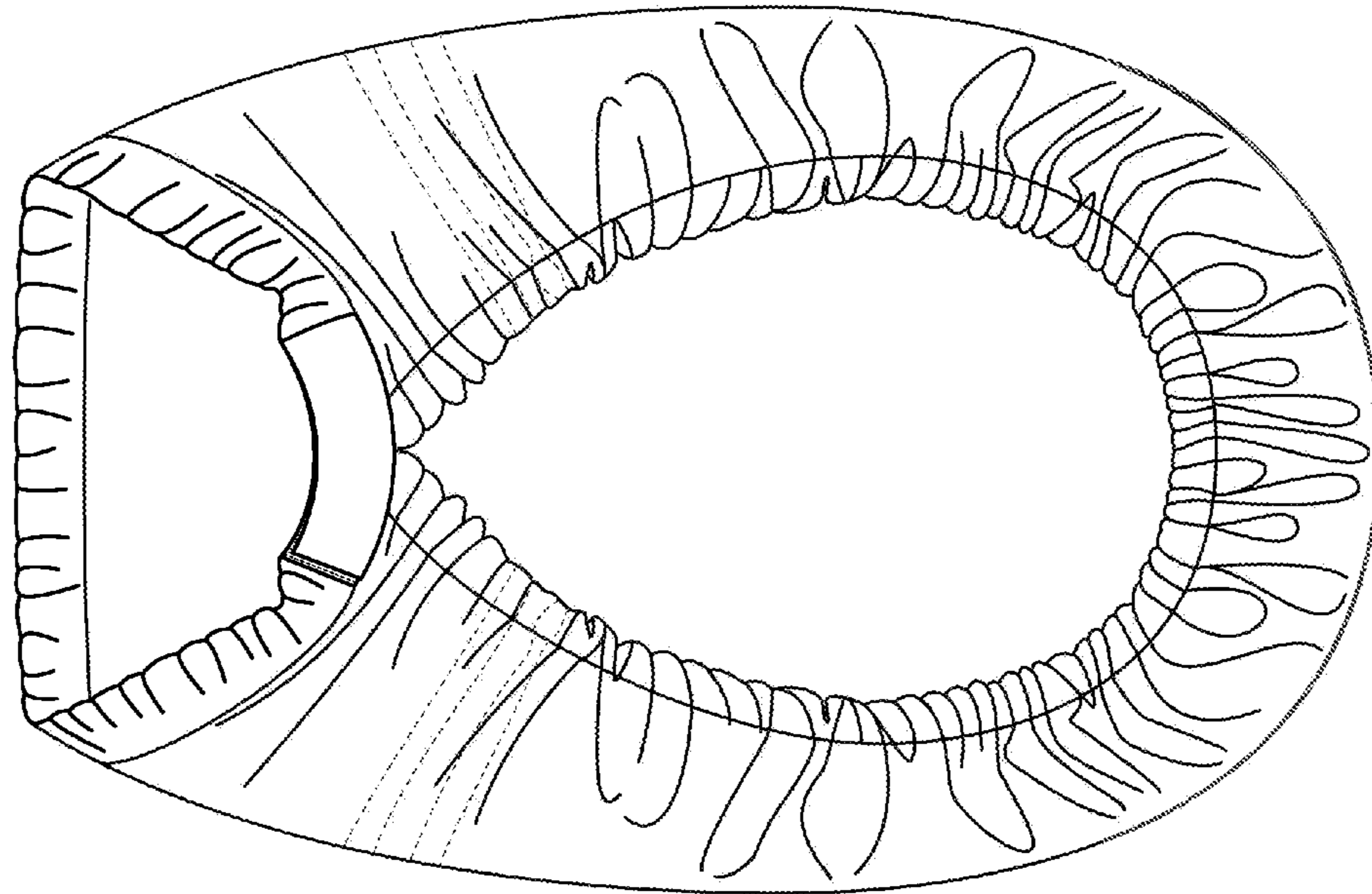


FIG. 2




FIG. 3





**FIG. 4**



**FIG. 5**