



US00D673490S

(12) **United States Design Patent**  
**Koblenzer**

(10) **Patent No.:** **US D673,490 S**  
(45) **Date of Patent:** **\*\* Jan. 1, 2013**

(54) **FLOOR MATS FOR AUTOMOBILE**

(75) Inventor: **Christian Koblenzer**, Stuttgart (DE)

(73) Assignee: **Dr. Ing. h.c. F. Porsche**  
**Aktiengesellschaft**, Stuttgart (DE)

(\*\*) Term: **14 Years**

(21) Appl. No.: **29/384,150**

(22) Filed: **Jan. 27, 2011**

(30) **Foreign Application Priority Data**

Aug. 4, 2010 (DE) ..... 402010004068

(51) **LOC (9) Cl.** ..... **12-16**

(52) **U.S. Cl.** ..... **D12/203**

(58) **Field of Classification Search** ..... D12/203;  
D6/582-586, 592-594; 280/163-164.1;  
15/215-217; 428/138.141; 296/97.23  
See application file for complete search history.

(56) **References Cited**

**U.S. PATENT DOCUMENTS**

D421,950 S \* 3/2000 Lu ..... D12/203

D493,323 S \* 7/2004 Juliano ..... D12/203  
D514,044 S \* 1/2006 Hussaini et al. .... D12/203  
D529,852 S \* 10/2006 Thom ..... D12/203  
D530,250 S \* 10/2006 Thom ..... D12/203  
D573,076 S \* 7/2008 Muller ..... D12/203  
D632,626 S \* 2/2011 Koblenzer ..... D12/203

\* cited by examiner

*Primary Examiner* — Stacia Cadmus

(74) *Attorney, Agent, or Firm* — RatnerPrestia

(57) **CLAIM**

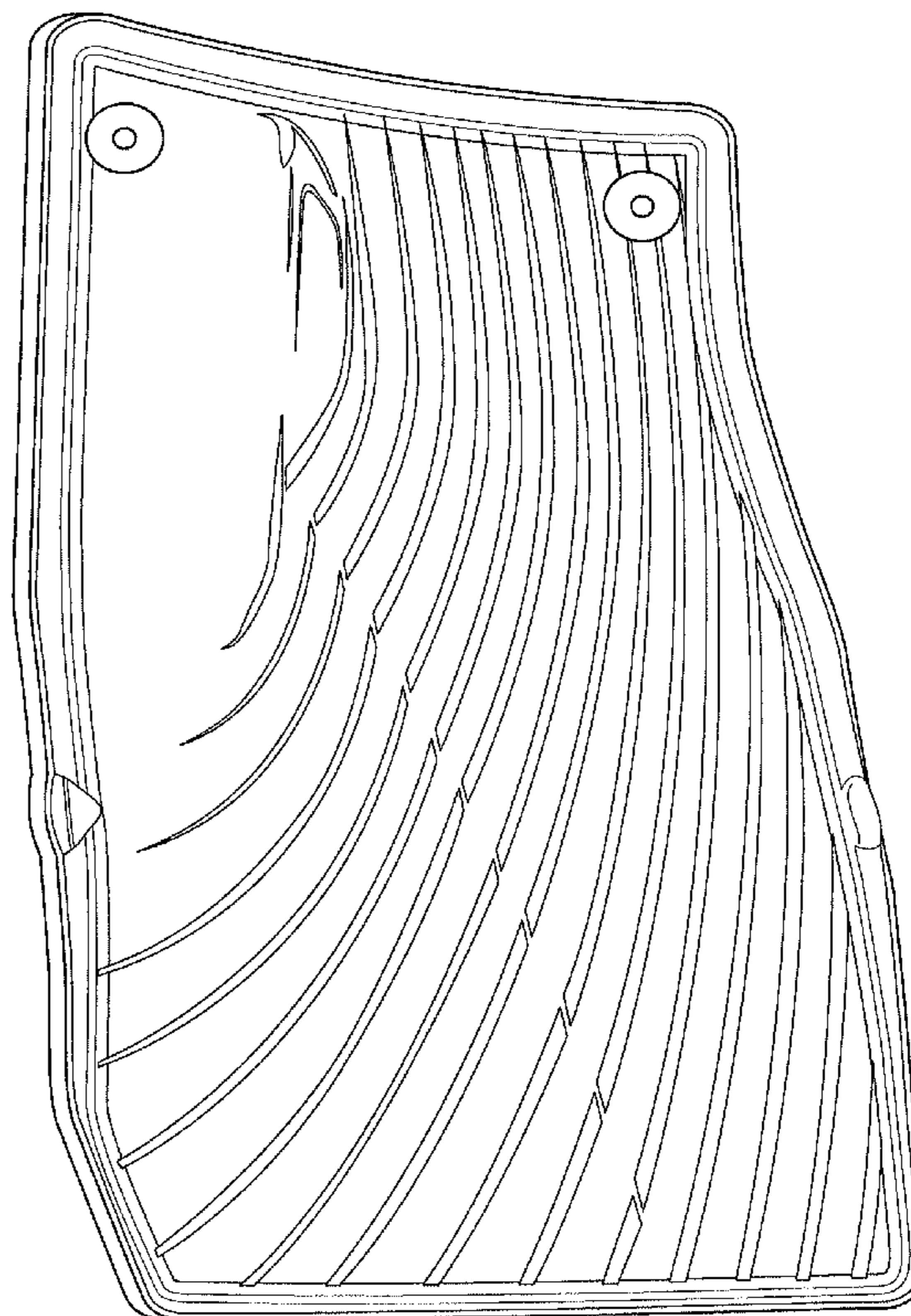
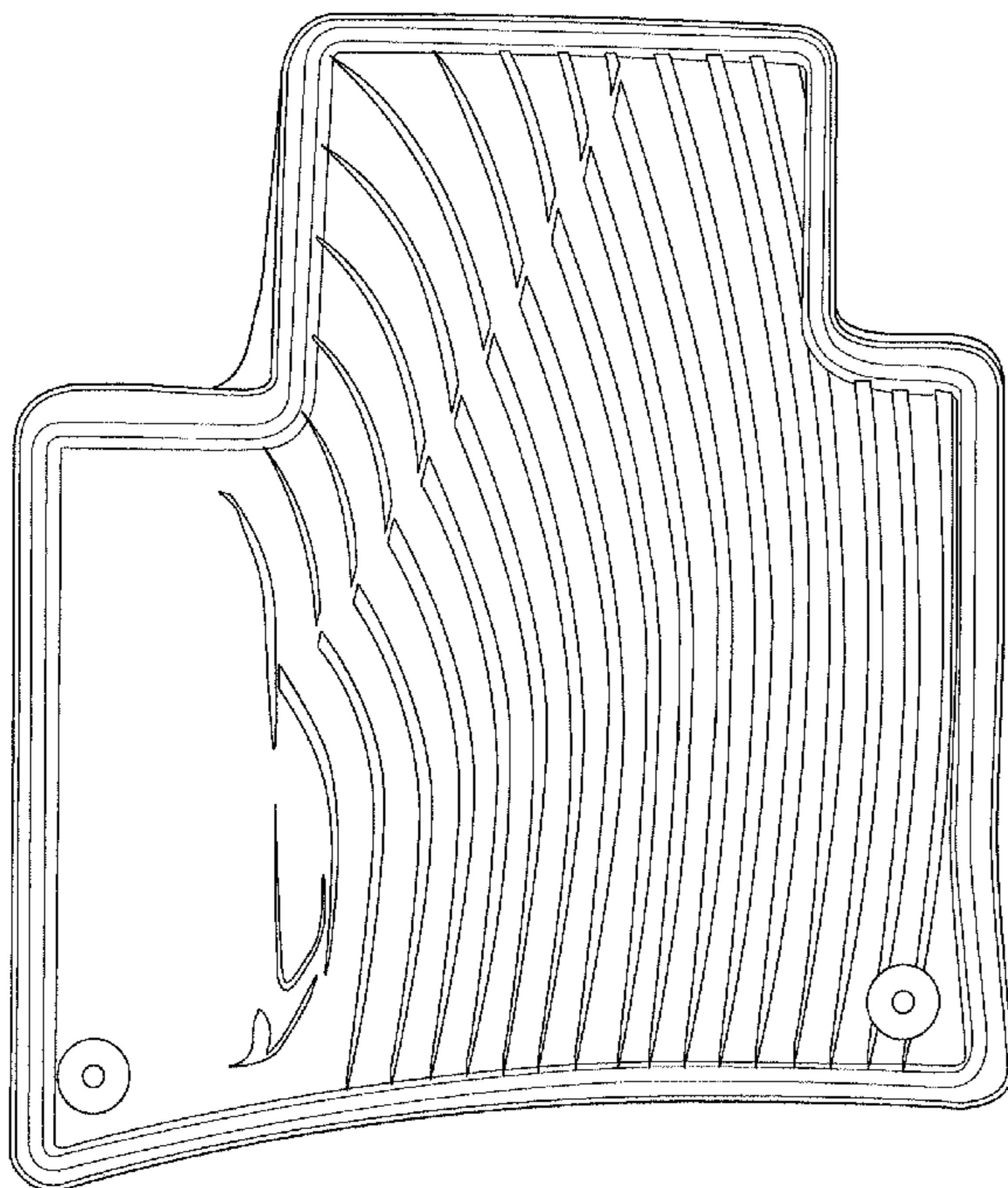
The ornamental design for a floor mat for an automobile, as shown and described.

**DESCRIPTION**

FIG. 1 is a slight perspective top view of a floor mat, according to a first exemplary embodiment of the invention; and, FIG. 2 is a slight perspective top view of another floor mat, according to a second exemplary embodiment of the invention.

The lines on the top side of the floor mats are grooves. The bottom of the floor mats are flat and devoid of surface ornamentation.

**1 Claim, 2 Drawing Sheets**



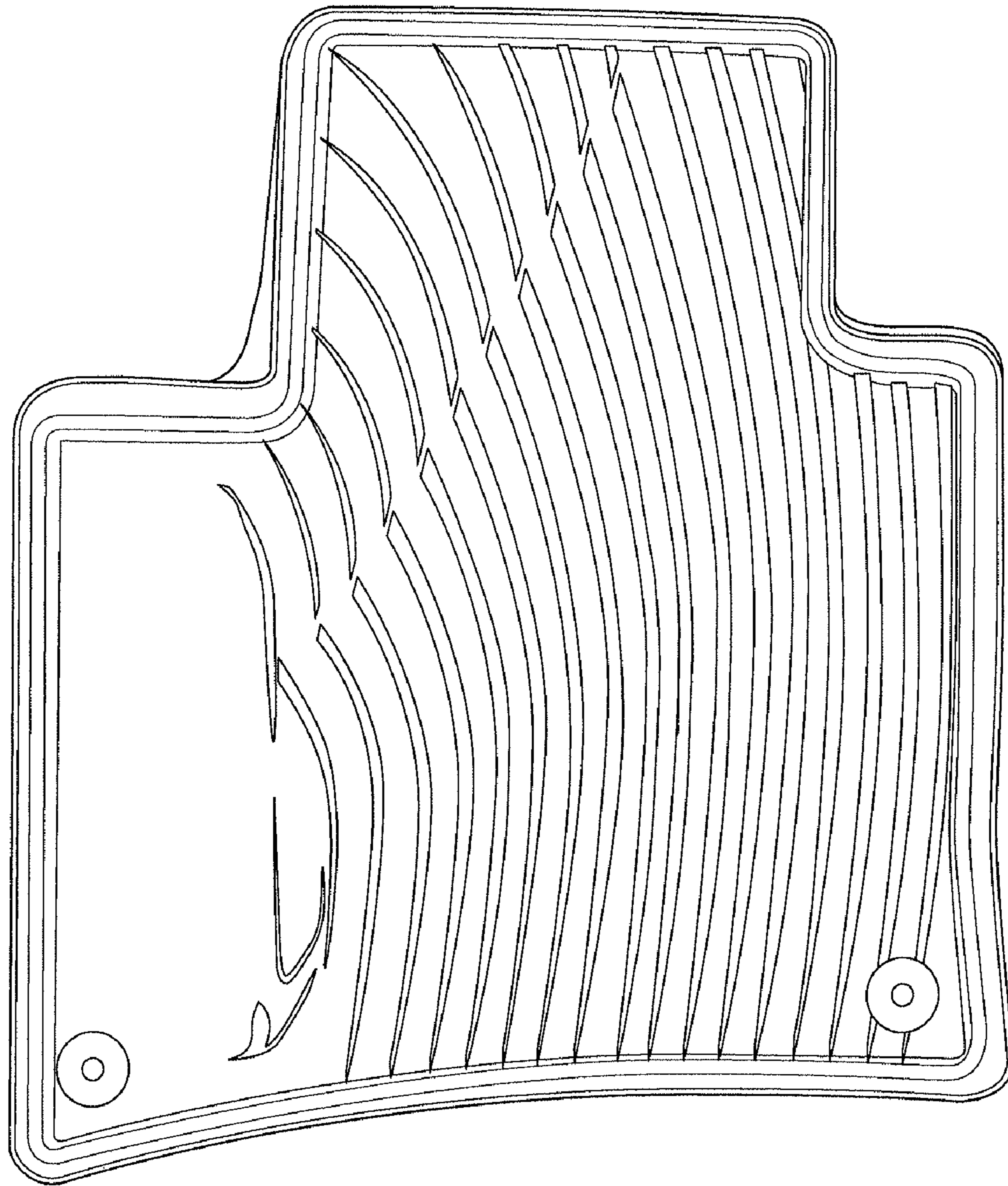


FIG. 1

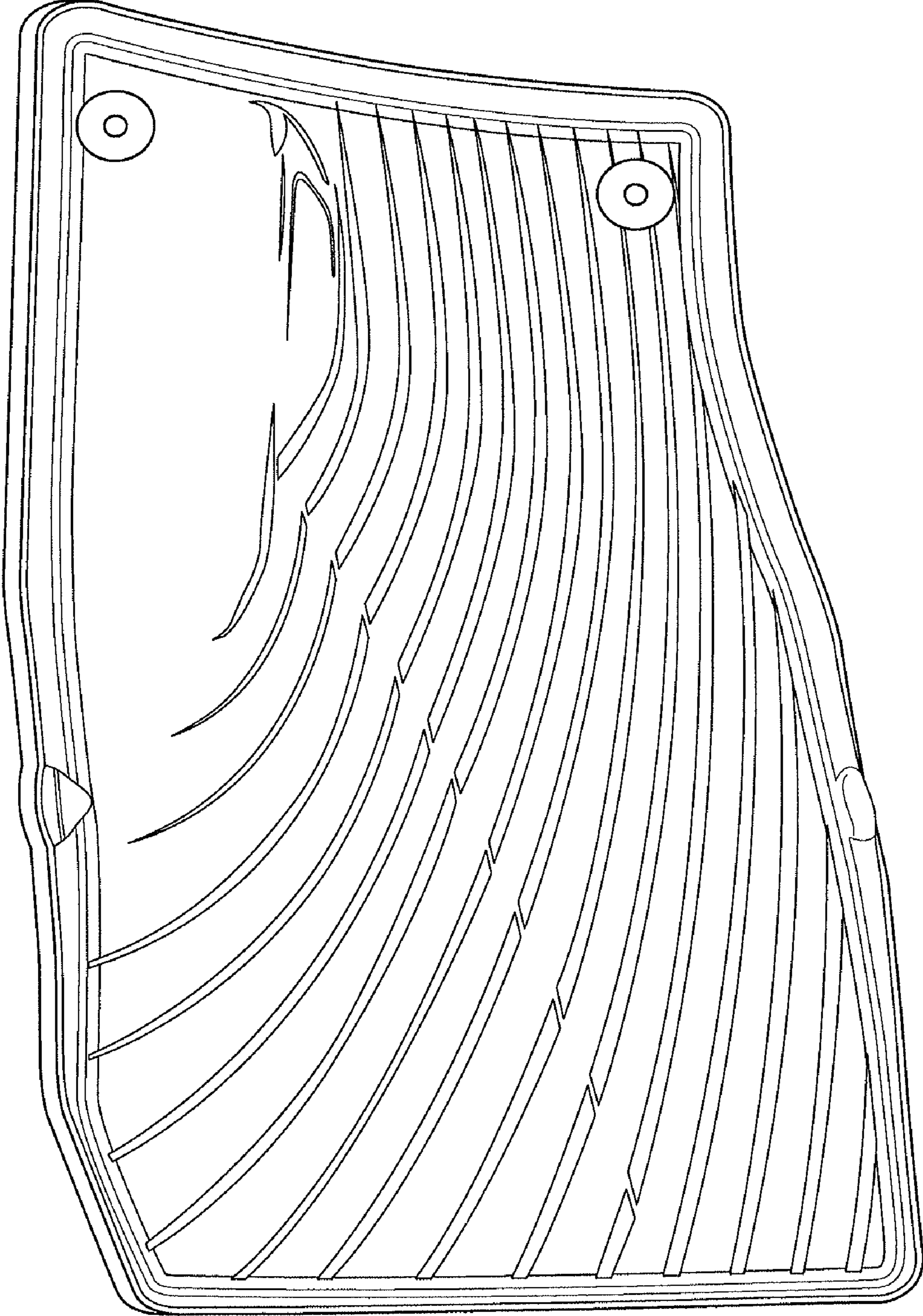


FIG. 2