



US00D673470S

(12) **United States Design Patent**  
**Groten et al.**

(10) **Patent No.:** **US D673,470 S**  
(45) **Date of Patent:** **\*\* Jan. 1, 2013**

(54) **PLUMB LINE**

(75) Inventors: **Alberto Groten**, Irun (ES); **Manuel Aizpurua**, Irun (ES)

(73) Assignee: **Zenten Bernard Groten, S.L.**, Irun (Guipuzcoa) (ES)

(\*\*) Term: **14 Years**

(21) Appl. No.: **29/396,878**

(22) Filed: **Jul. 8, 2011**

(30) **Foreign Application Priority Data**

Jan. 17, 2011 (EM) ..... 001806282-0002

(51) **LOC (9) Cl.** ..... **10-04**

(52) **U.S. Cl.** ..... **D10/65**

(58) **Field of Classification Search** ..... D10/65;  
33/391-402, 413, 414, 313, 761, 767, 768,  
33/769; 242/385.4, 378.1, 381.3

See application file for complete search history.

(56) **References Cited**

**U.S. PATENT DOCUMENTS**

2,589,500	A *	3/1952	Landon et al.	33/393
D334,717	S *	4/1993	Evans et al.	D10/65
D379,598	S *	6/1997	Trammell	D10/65
5,644,852	A *	7/1997	Fuller et al.	33/414
D393,219	S *	4/1998	Beall et al.	D10/65
D429,471	S *	8/2000	Beyers	D10/65
D445,701	S *	7/2001	Hutchings	D10/65

D454,804	S *	3/2002	Zuniga	D10/65
D474,122	S *	5/2003	Olson	D10/65
D477,785	S *	7/2003	Szumer	D10/65
D477,786	S *	7/2003	Szumer	D10/65
6,745,485	B2 *	6/2004	Shor	33/414
7,197,832	B2 *	4/2007	Bond	33/414
7,311,283	B2 *	12/2007	Whitney	242/394
7,681,826	B2 *	3/2010	Whitney	242/394
7,739,805	B2 *	6/2010	Vary	33/414
7,770,300	B2 *	8/2010	Johnson	33/414
RE41,620	E *	9/2010	Scillia et al.	33/414

\* cited by examiner

*Primary Examiner* — Antoine D Davis

(74) *Attorney, Agent, or Firm* — Cook Alex Ltd.

(57) **CLAIM**

The ornamental design for a plumb line, as shown and described.

**DESCRIPTION**

FIG. 1 is a top plan view of a plumb line showing our new design;

FIG. 2 is a front elevational view thereof;

FIG. 3 is a rear elevational view thereof;

FIG. 4 is an elevational view taken from the right-hand side of FIG. 2;

FIG. 5 is an elevational view taken from the left-hand side of FIG. 2;

FIG. 6 is a top perspective view of the plumb line of FIG. 1.; and,

FIG. 7 is a bottom perspective view of the plumb line of FIG. 1.

**1 Claim, 5 Drawing Sheets**

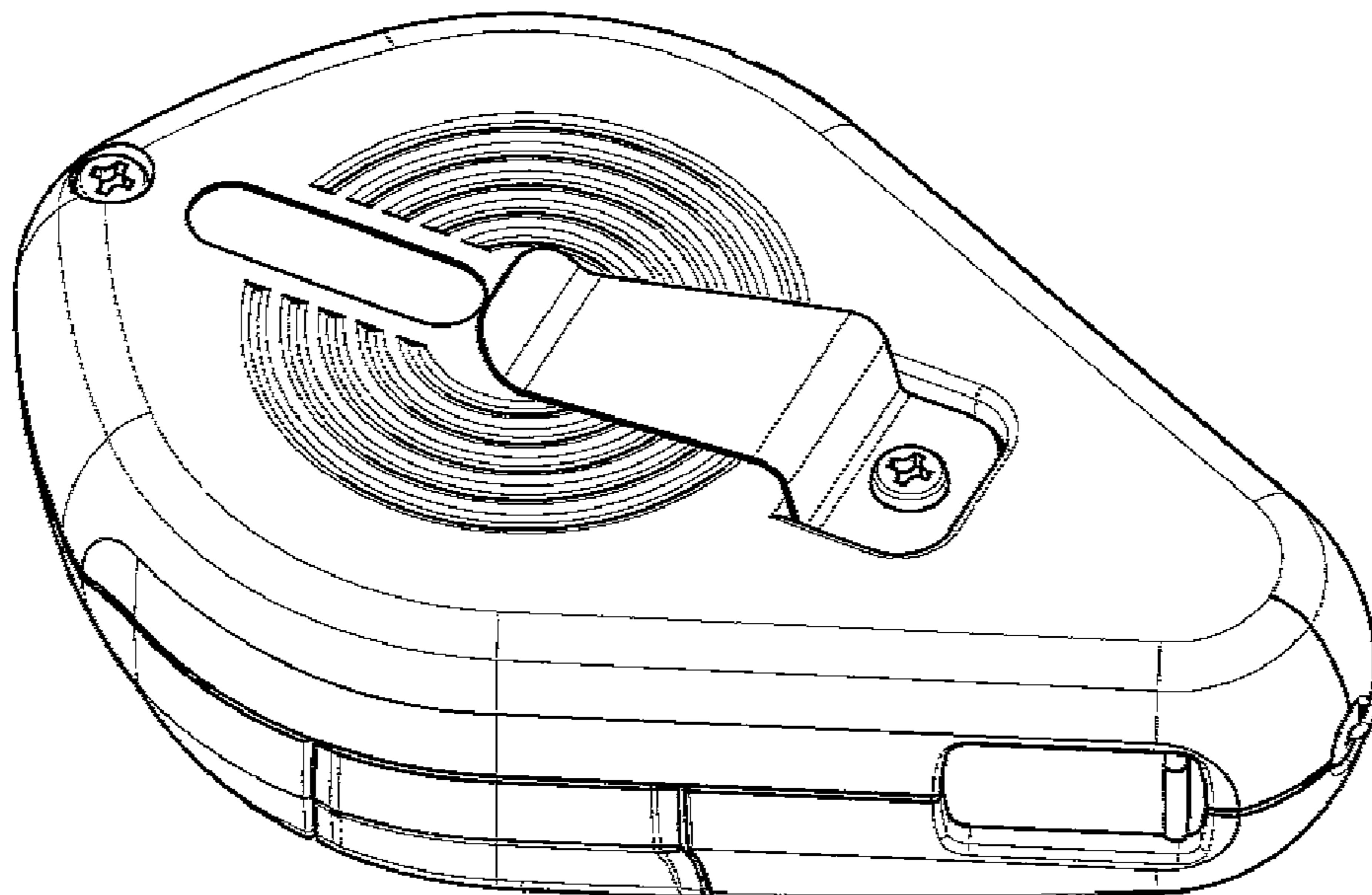
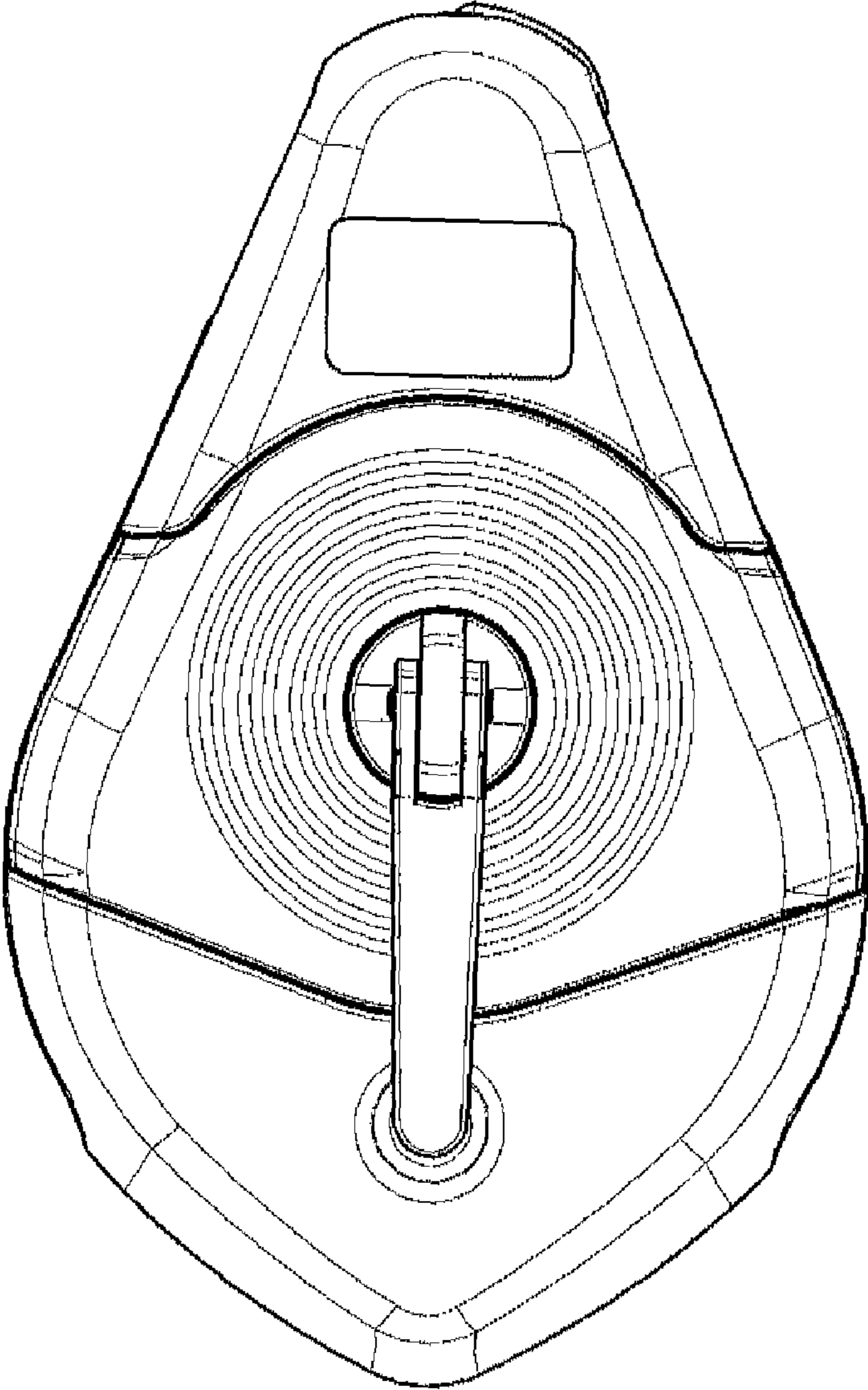


FIG. 1



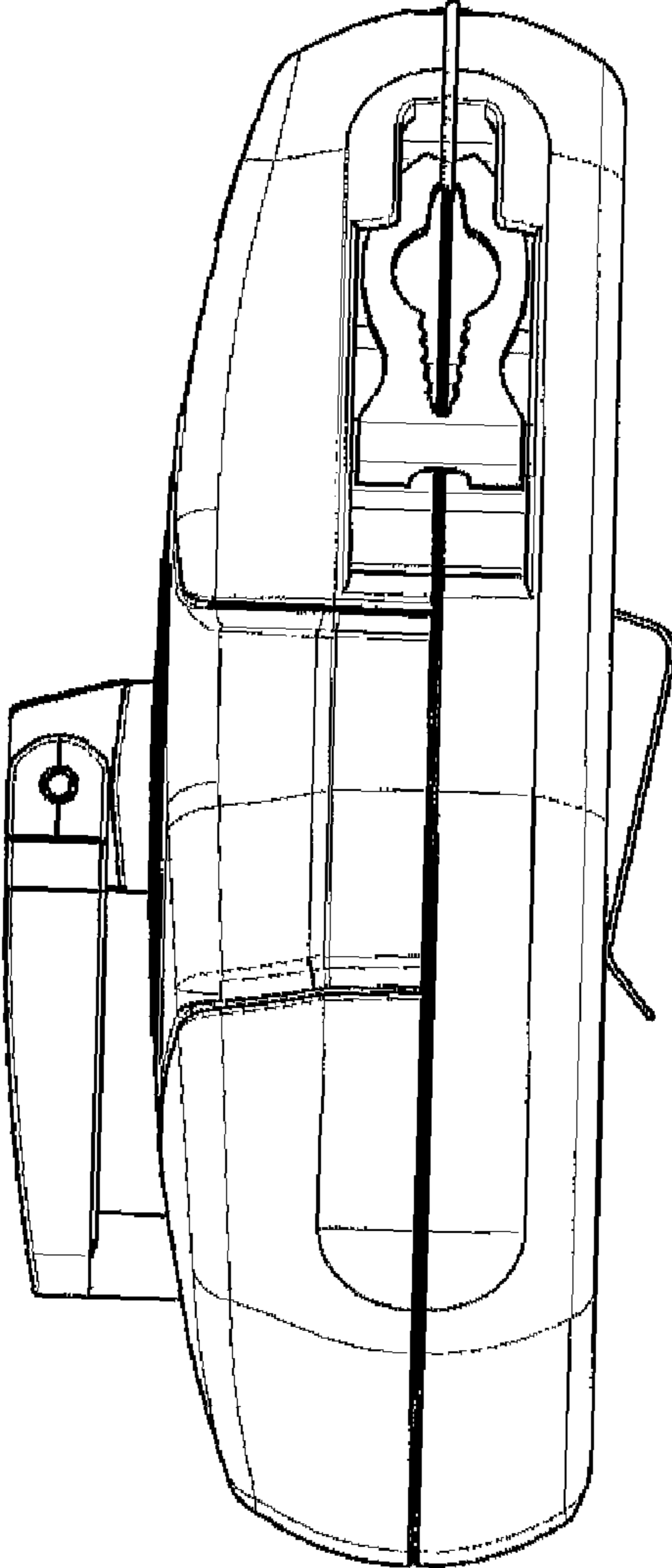


FIG. 2

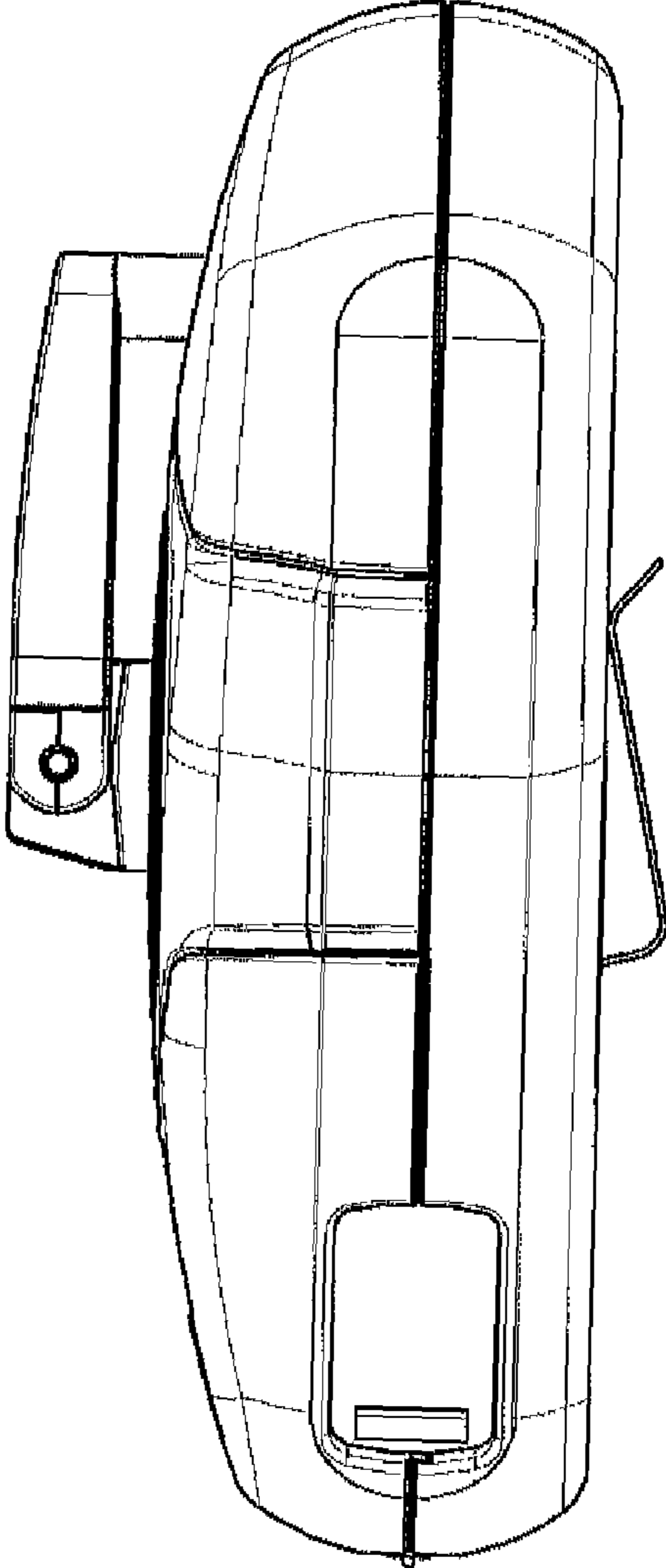


FIG. 3

FIG. 5

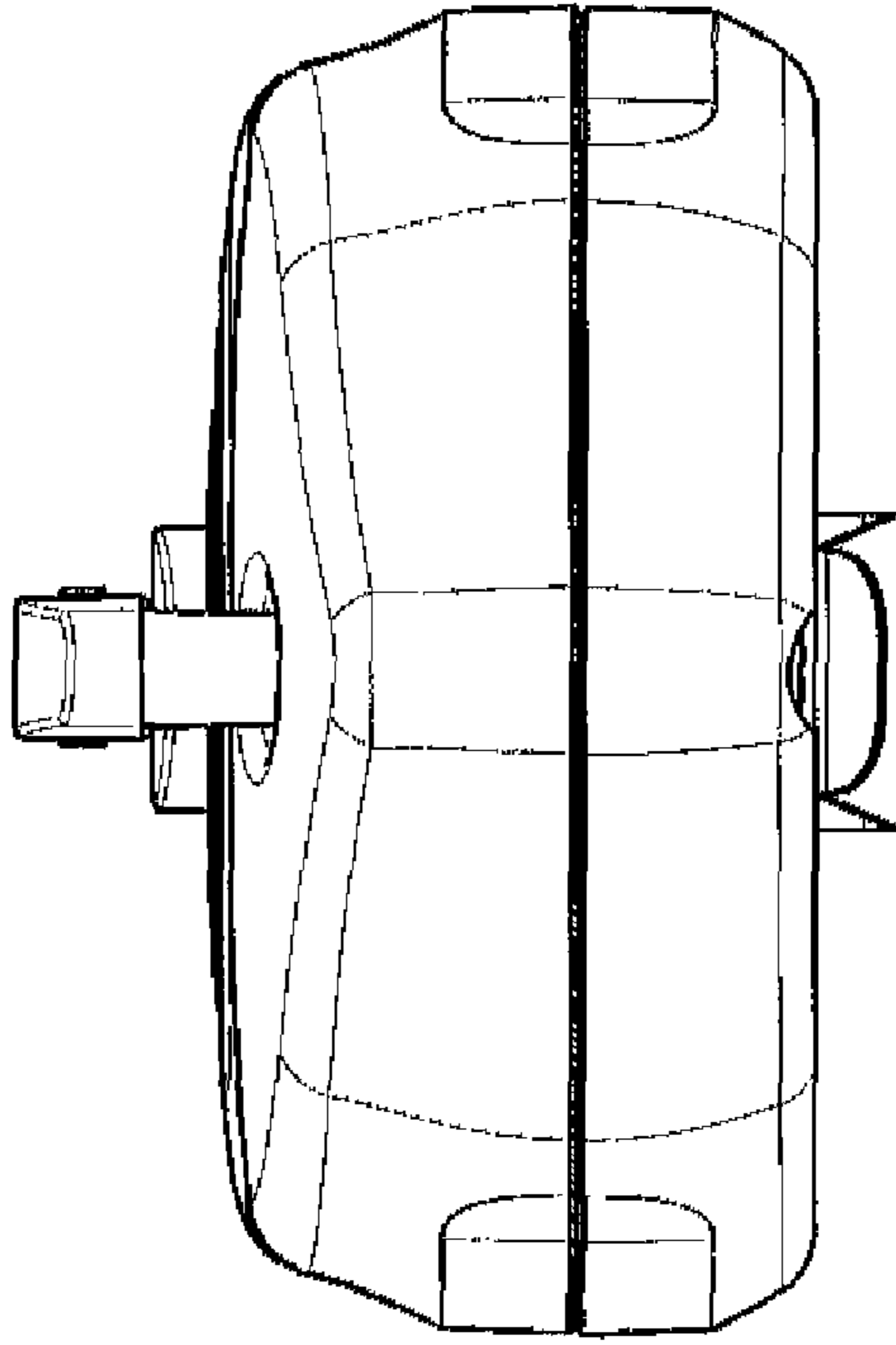


FIG. 4

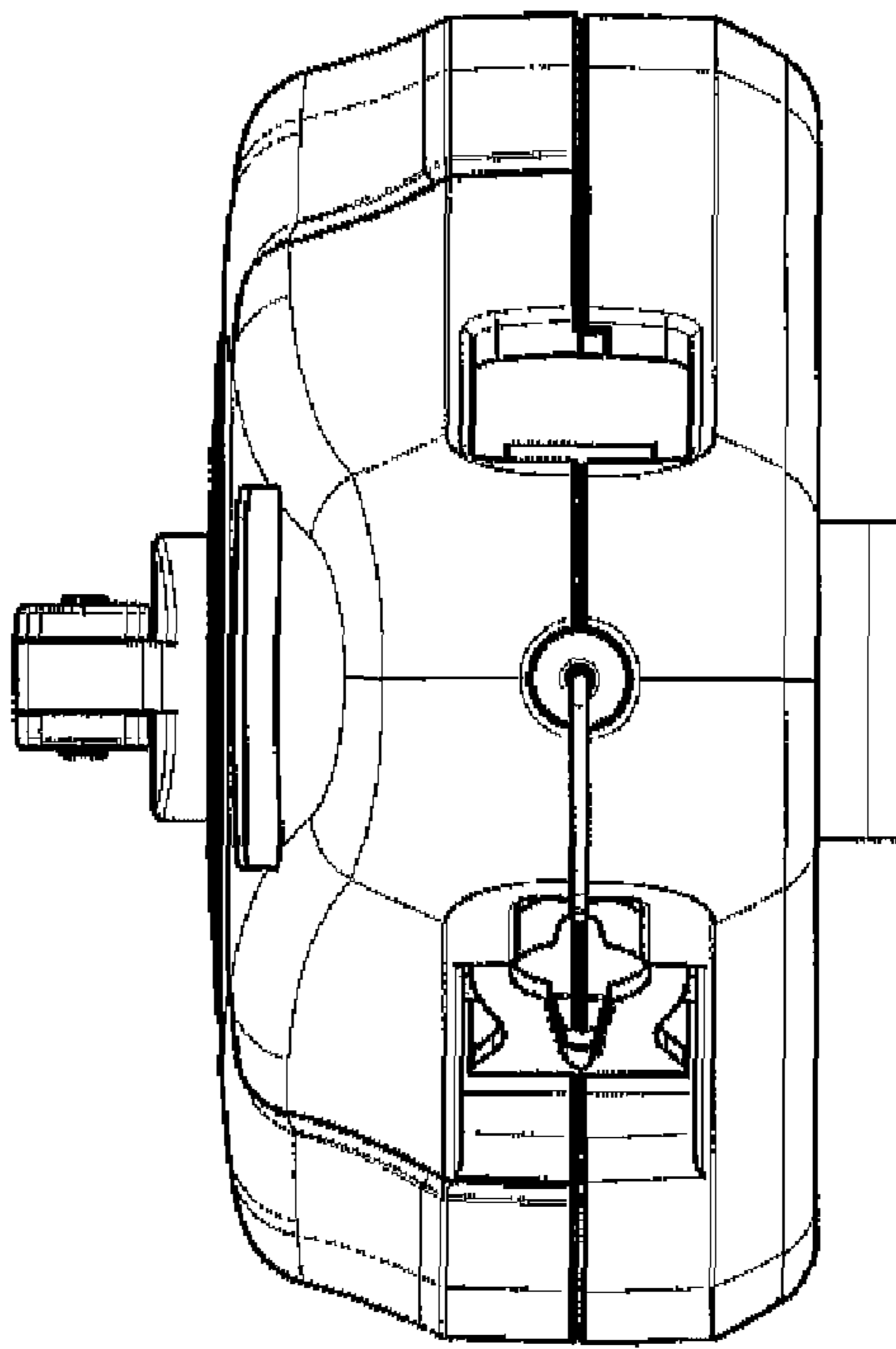


FIG. 6

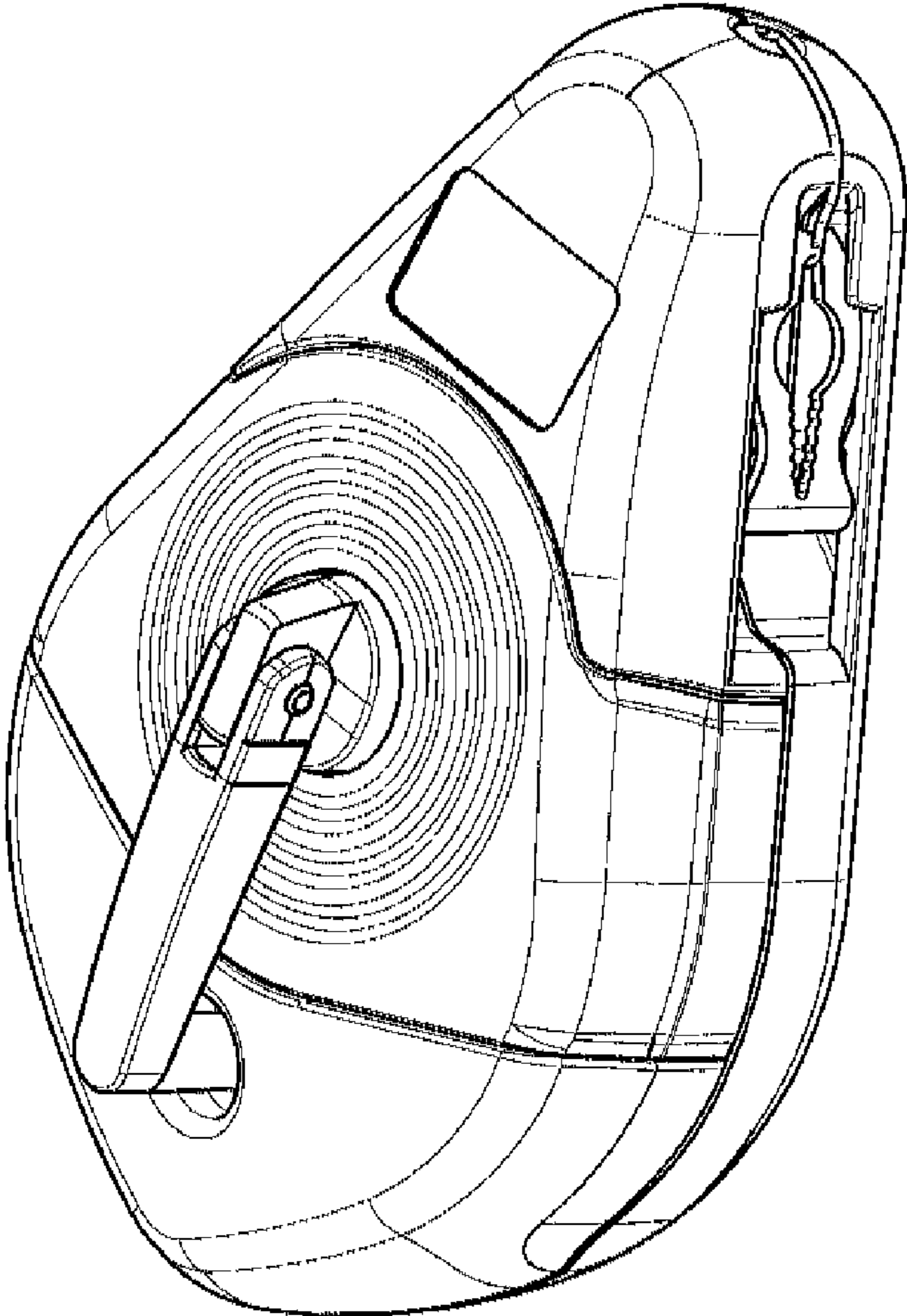


FIG. 7

