



US00D673464S

(12) **United States Design Patent**  
**Perko et al.**

(10) **Patent No.:** **US D673,464 S**  
(45) **Date of Patent:** **\*\* Jan. 1, 2013**

(54) **WRISTWATCH**

(75) Inventors: **Panu Perko**, Espoo (FI); **Jukka Manni**,  
Helsinki (FI); **Thomas Hinskens**,  
Helsinki (FI)

(73) Assignee: **Suunto Oy**, Vantaa (FI)

(\*\*) Term: **14 Years**

(21) Appl. No.: **29/416,226**

(22) Filed: **Mar. 20, 2012**

(51) **LOC (9) Cl.** ..... **10-02**

(52) **U.S. Cl.** ..... **D10/38**

(58) **Field of Classification Search** ..... D10/30-39;  
368/276, 281, 282, 285

See application file for complete search history.

(56) **References Cited**

U.S. PATENT DOCUMENTS

4,706,857	A	*	11/1987	Aellen et al.	.....	224/164
D312,792	S	*	12/1990	Ratajski	.....	D10/32
D314,153	S	*	1/1991	Ratajski	.....	D10/32
5,051,967	A	*	9/1991	Diamond, III	.....	368/62
D371,745	S	*	7/1996	Wunderman	.....	D10/32
D391,499	S	*	3/1998	Houlihan et al.	.....	D10/30
D401,511	S	*	11/1998	Le Marquand	.....	D10/30
D413,525	S	*	9/1999	Pun	.....	D10/30
D423,372	S	*	4/2000	Le Marquand	.....	D10/30
D435,464	S	*	12/2000	Bland et al.	.....	D10/39
D447,960	S	*	9/2001	Blauner et al.	.....	D10/30
D455,356	S	*	4/2002	Saffer	.....	D10/32
D510,037	S	*	9/2005	Modolo	.....	D10/32
D517,433	S	*	3/2006	Jorst et al.	.....	D10/39
D519,858	S	*	5/2006	Migliorati	.....	D10/39

D535,200	S	*	1/2007	Modolo	.....	D10/32
D551,576	S	*	9/2007	Field et al.	.....	D10/38
D564,366	S	*	3/2008	Yeh et al.	.....	D10/30
D568,175	S	*	5/2008	Martinez et al.	.....	D10/32
D574,262	S	*	8/2008	Martinez et al.	.....	D10/32
D594,764	S	*	6/2009	Ahlstrom	.....	D10/32
D602,386	S	*	10/2009	Ueda et al.	.....	D10/98
D604,643	S	*	11/2009	Ahlstrom	.....	D10/31
D610,472	S	*	2/2010	Nashimoto	.....	D10/32
D625,203	S	*	10/2010	Giannini	.....	D10/32
D629,703	S	*	12/2010	Giannini	.....	D10/32
D629,705	S	*	12/2010	Furetta	.....	D10/32
D640,936	S	*	7/2011	Teixeira	.....	D10/32
D661,206	S	*	6/2012	Register et al.	.....	D10/38

\* cited by examiner

*Primary Examiner* — Lucy Lieberman

(74) *Attorney, Agent, or Firm* — Terence P. O'Brien

(57) **CLAIM**

We claim the ornamental design for a wristwatch, as shown and described.

**DESCRIPTION**

FIG. 1 is top, side perspective view of a wristwatch;  
FIG. 2 is a first side view of the wristwatch of FIG. 1;  
FIG. 3 is a second side view of the wristwatch;  
FIG. 4 is an end view of the wristwatch;  
FIG. 5 is a top view of the wristwatch of FIG. 1; and,  
FIG. 6 is a bottom view of the wristwatch of FIG. 1.  
The ornamental design that is claimed is shown in solid lines in the drawings. The broken (dashed) lines shown in FIG. 1 through 6 are included for the purpose of illustrating environmental elements only and form no part of the claimed design.

**1 Claim, 2 Drawing Sheets**

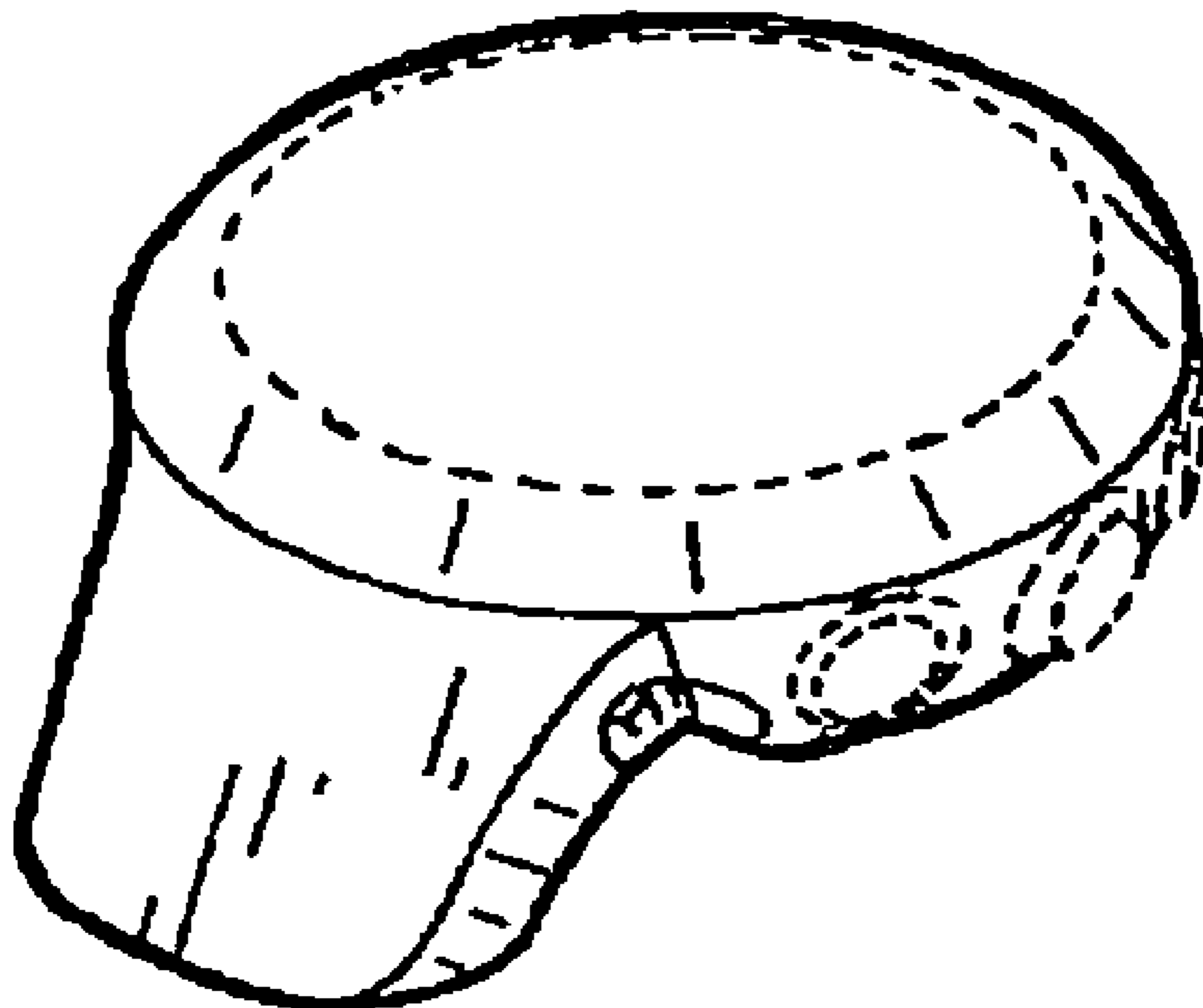


FIG.1

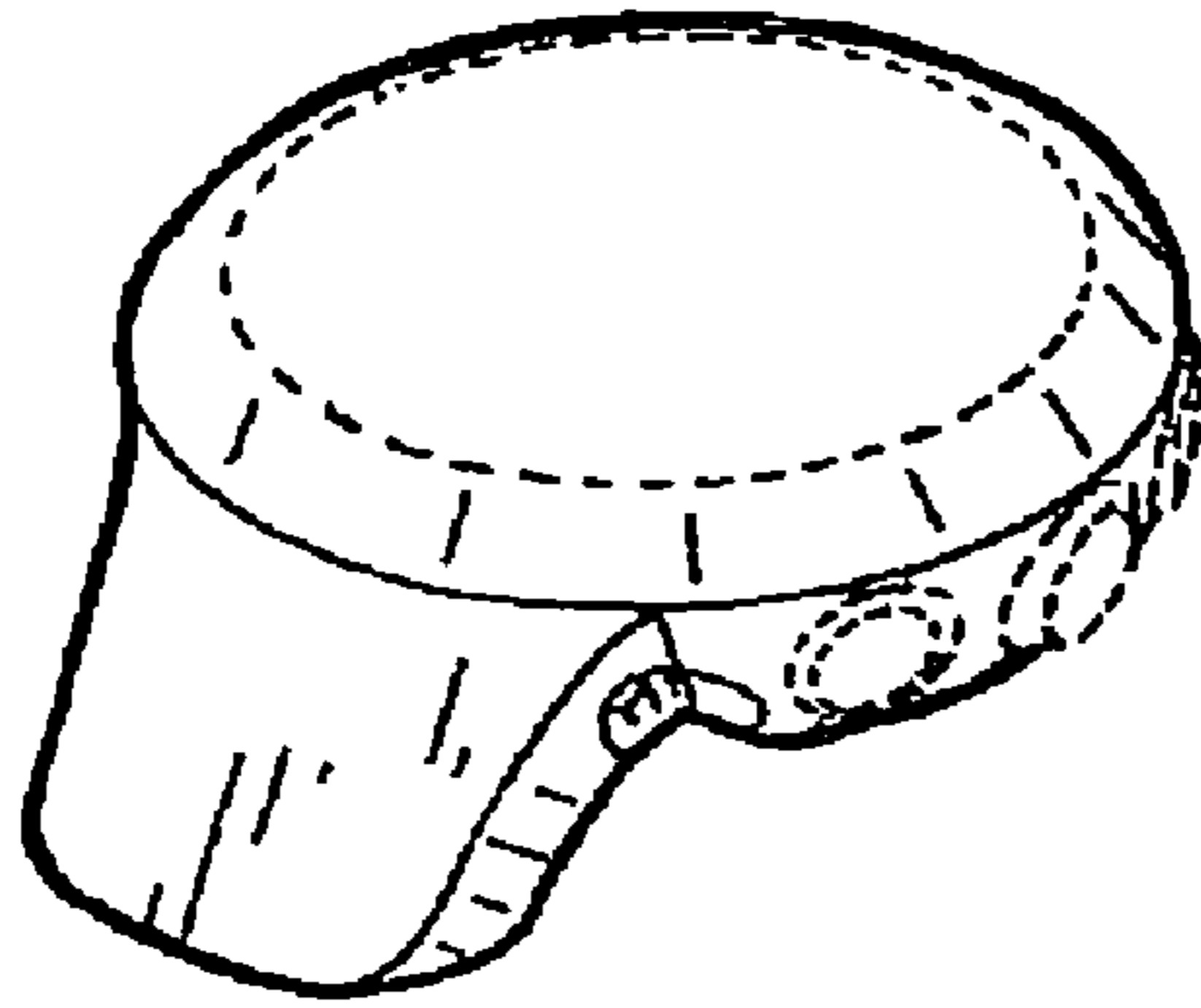


FIG.2

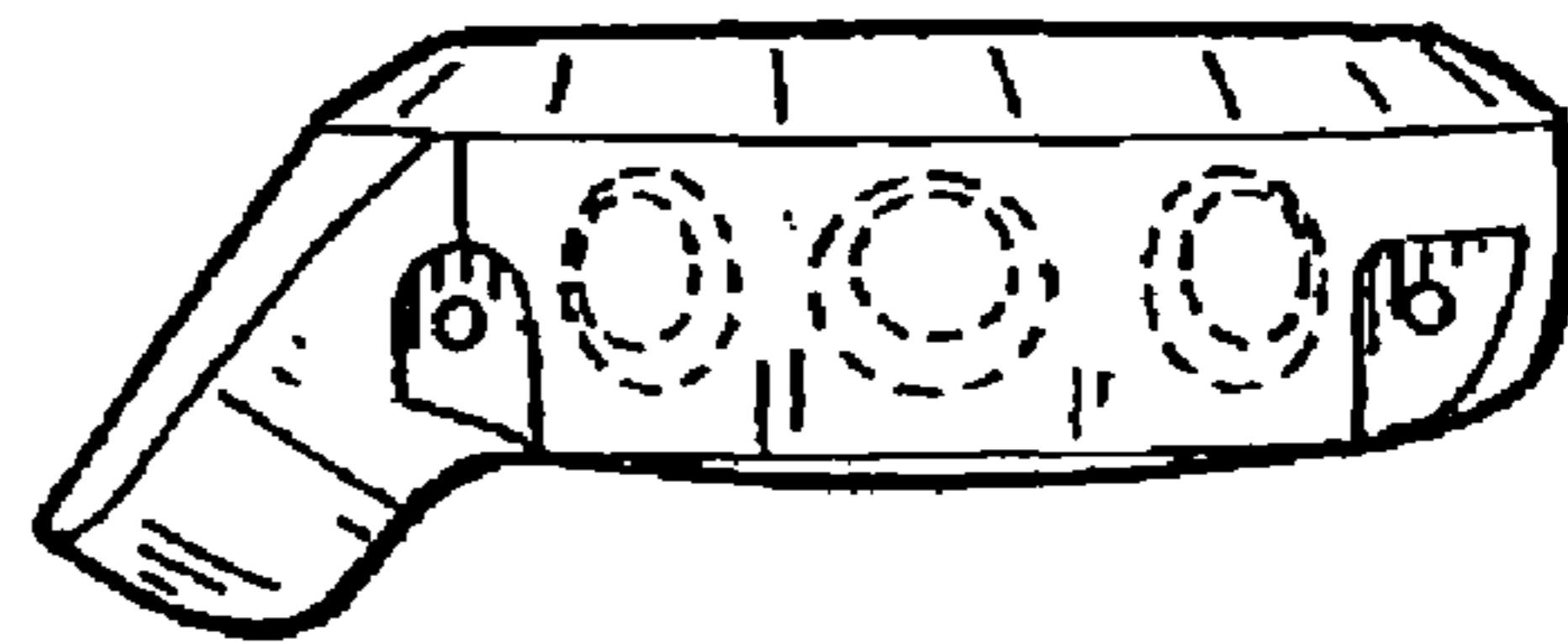


FIG.4

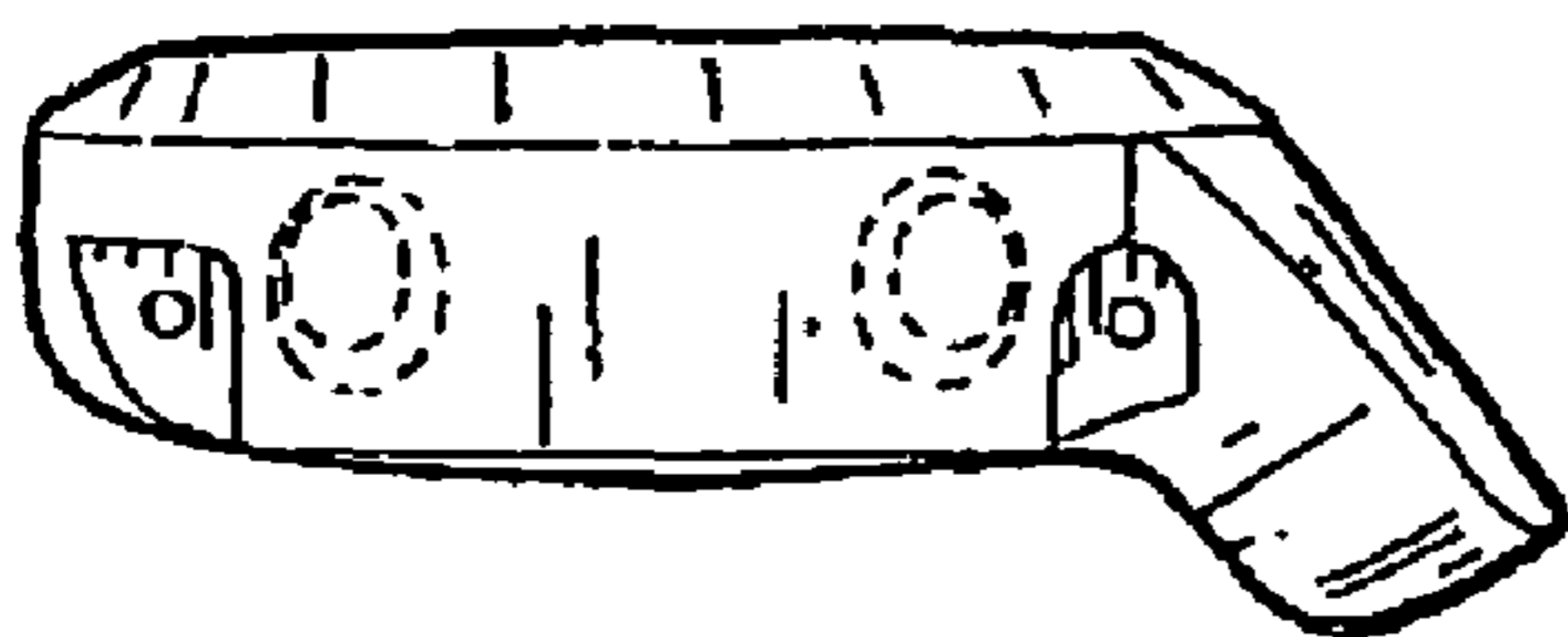
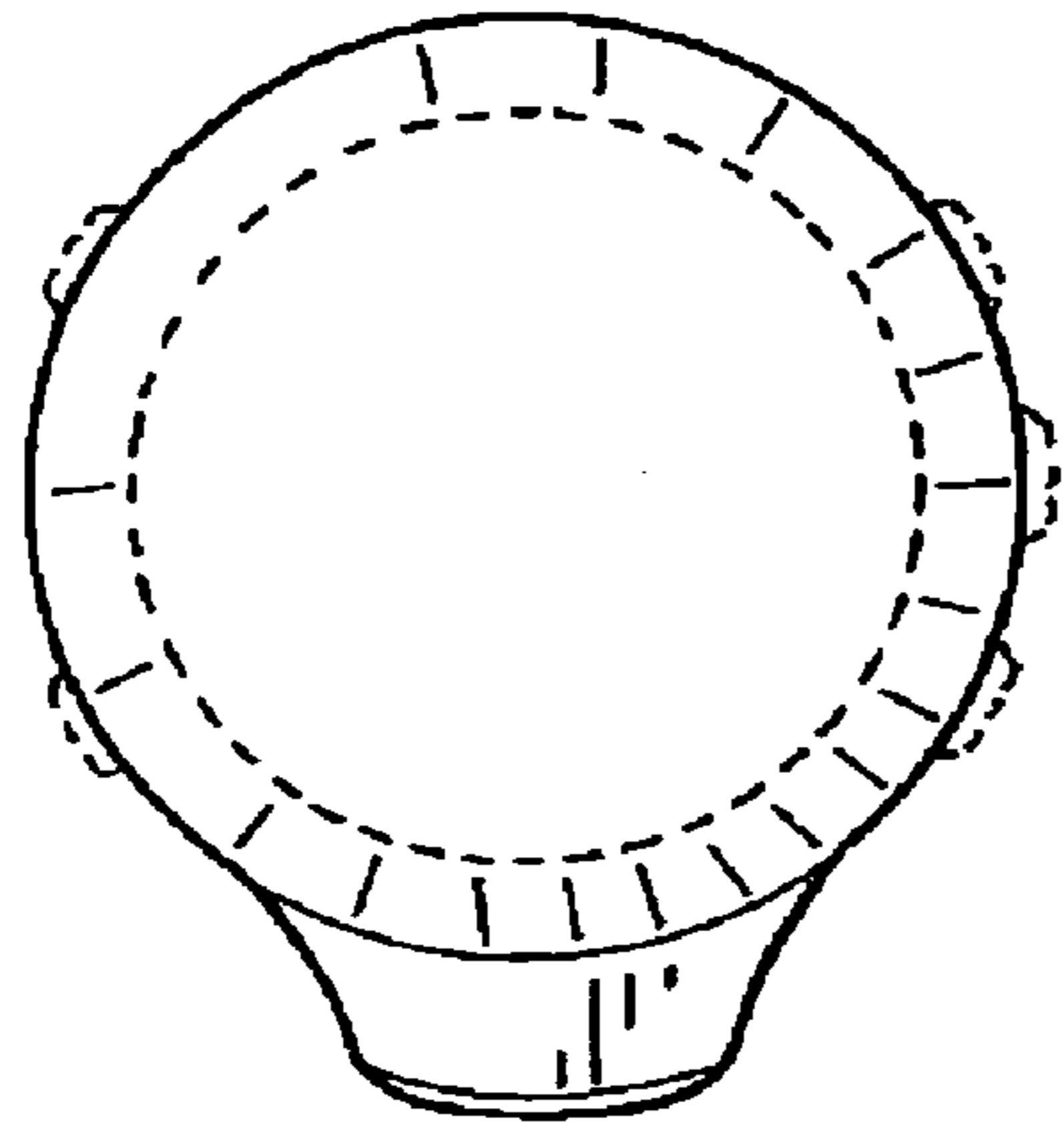


FIG.3



**FIG.5**



**FIG.6**

