



US00D673457S

(12) **United States Design Patent**  
**Williams**

(10) **Patent No.:** **US D673,457 S**  
(45) **Date of Patent:** **\*\* Jan. 1, 2013**

(54) **BEVERAGE CONTAINER**

(76) Inventor: **Albert Williams**, Miami, FL (US)

(\*\*) Term: **14 Years**

(21) Appl. No.: **29/401,987**

(22) Filed: **Sep. 19, 2011**

(51) **LOC (9) Cl.** ..... **09-01**

(52) **U.S. Cl.** ..... **D9/573; D9/574**

(58) **Field of Classification Search** ..... D9/682,  
D9/686-687, 694, 516, 529-530, 541-544,  
D9/546, 560, 566, 568, 572-575; 215/379,  
215/381-384; D24/117, 224  
See application file for complete search history.

(56) **References Cited**

**U.S. PATENT DOCUMENTS**

853,887	A	*	5/1907	La Tremouille	.....	215/383	X
D41,238	S	*	3/1911	Brawner	.....	D9/544	
D88,152	S	*	11/1932	Kahn	.....	D9/546	
D130,199	S	*	10/1941	Mamllok	.....	D9/544	
3,923,184	A	*	12/1975	Choksi et al.	.....	215/383	X
D241,013	S	*	8/1976	Dekker	.....	D9/529	
D258,421	S	*	3/1981	Polatschek et al.	.....	D9/560	X
D266,987	S	*	11/1982	Perez Carasa y Perez de Guzman	.....	D9/694	
D273,134	S	*	3/1984	Pagels	.....	D24/117	
D378,060	S	*	2/1997	Charriol	.....	D9/560	
5,865,349	A	*	2/1999	Cancilla	.....	222/212	
D515,940	S	*	2/2006	Kratko	.....	D9/745	
D521,390	S	*	5/2006	Andoh	.....	D9/542	
D530,218	S	*	10/2006	Burkemper	.....	D9/745	X

D543,849	S	*	6/2007	Stoddard	.....	D9/516	
D557,612	S	*	12/2007	Slimane	.....	D9/687	
D562,151	S	*	2/2008	Larocca et al.	.....	D9/573	X
D605,054	S	*	12/2009	Ungrady	.....	D9/574	X
D605,529	S	*	12/2009	Holtrop	.....	D9/746	
D637,086	S	*	5/2011	Nanda	.....	D9/573	
D655,179	S	*	3/2012	Kraft et al.	.....	D9/574	X
D655,180	S	*	3/2012	Kraft et al.	.....	D9/560	
D655,181	S	*	3/2012	Kraft et al.	.....	D9/574	X

\* cited by examiner

*Primary Examiner* — Carol P Rademaker

(74) *Attorney, Agent, or Firm* — H. John Rizvi; Glenn E. Gold; Gold & Rizvi, P.A.


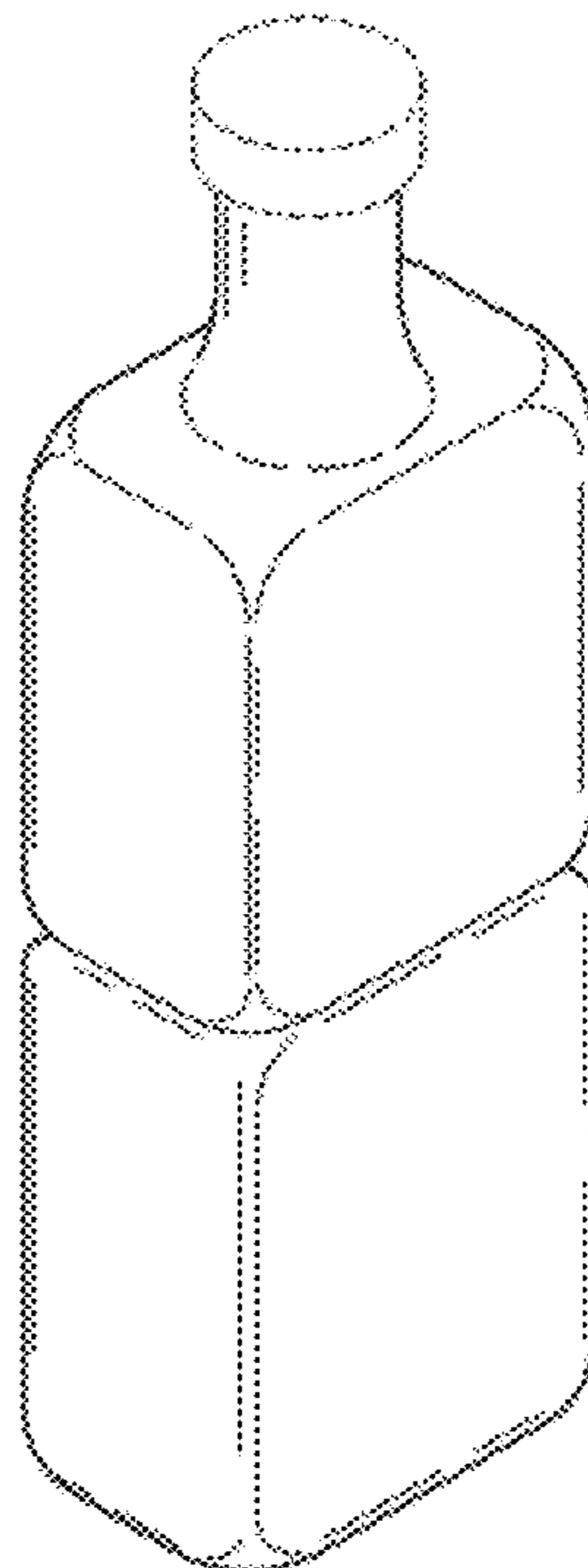
(57) **CLAIM**

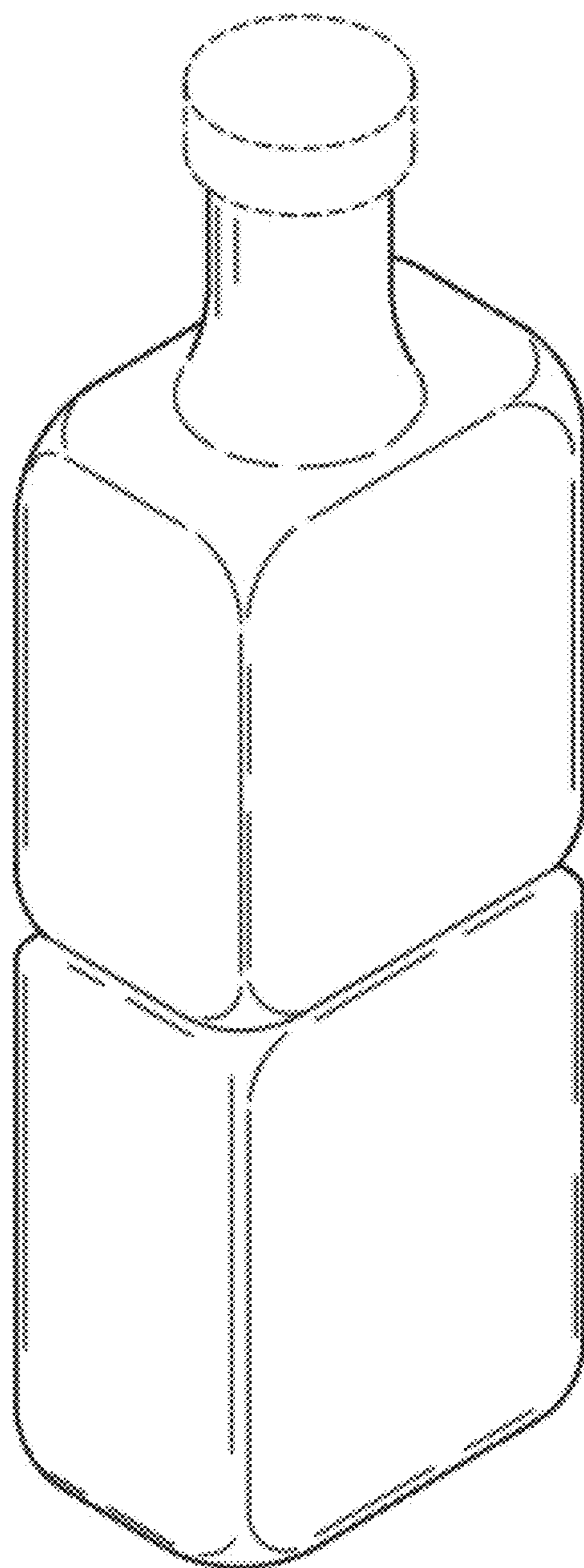
I claim the ornamental design for a beverage container, as shown and described.

**DESCRIPTION**

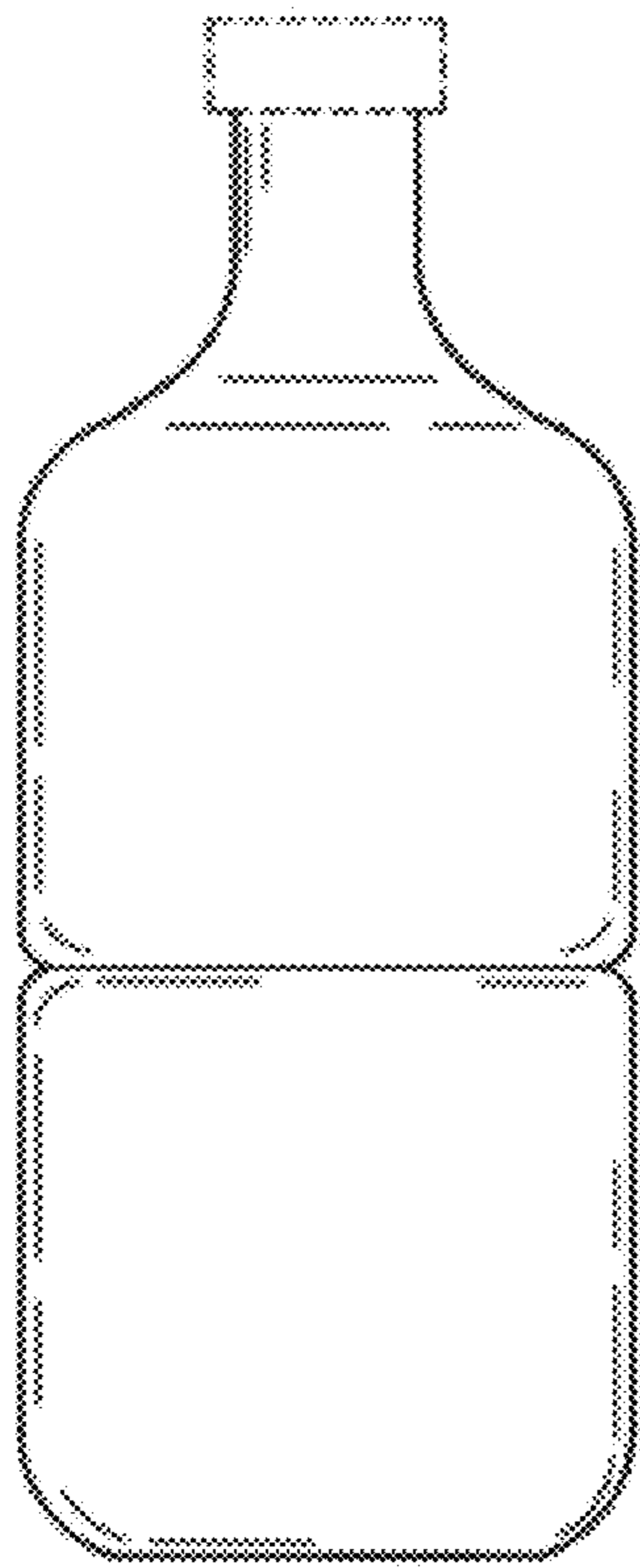
FIG. 1 is an isometric, top view of beverage container showing my new design;  
FIG. 2 is a front view thereof;  
FIG. 3 is a left side view thereof;  
FIG. 4 is a rear view thereof;  
FIG. 5 is a right side view thereof;  
FIG. 6 is a top view thereof; and,  
FIG. 7 is a bottom view thereof.  
The broken lines in the drawings showing a cap are included for the purpose of illustrating environmental structure and form no part of the claimed design.

**1 Claim, 3 Drawing Sheets**







*FIG. 1*



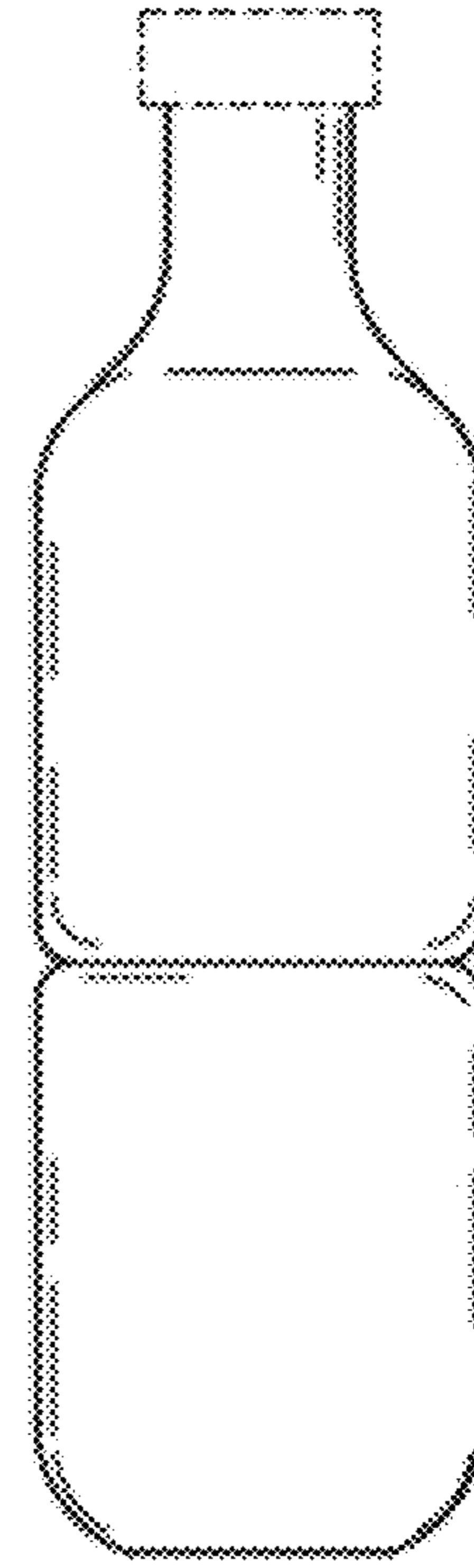
*FIG. 2*



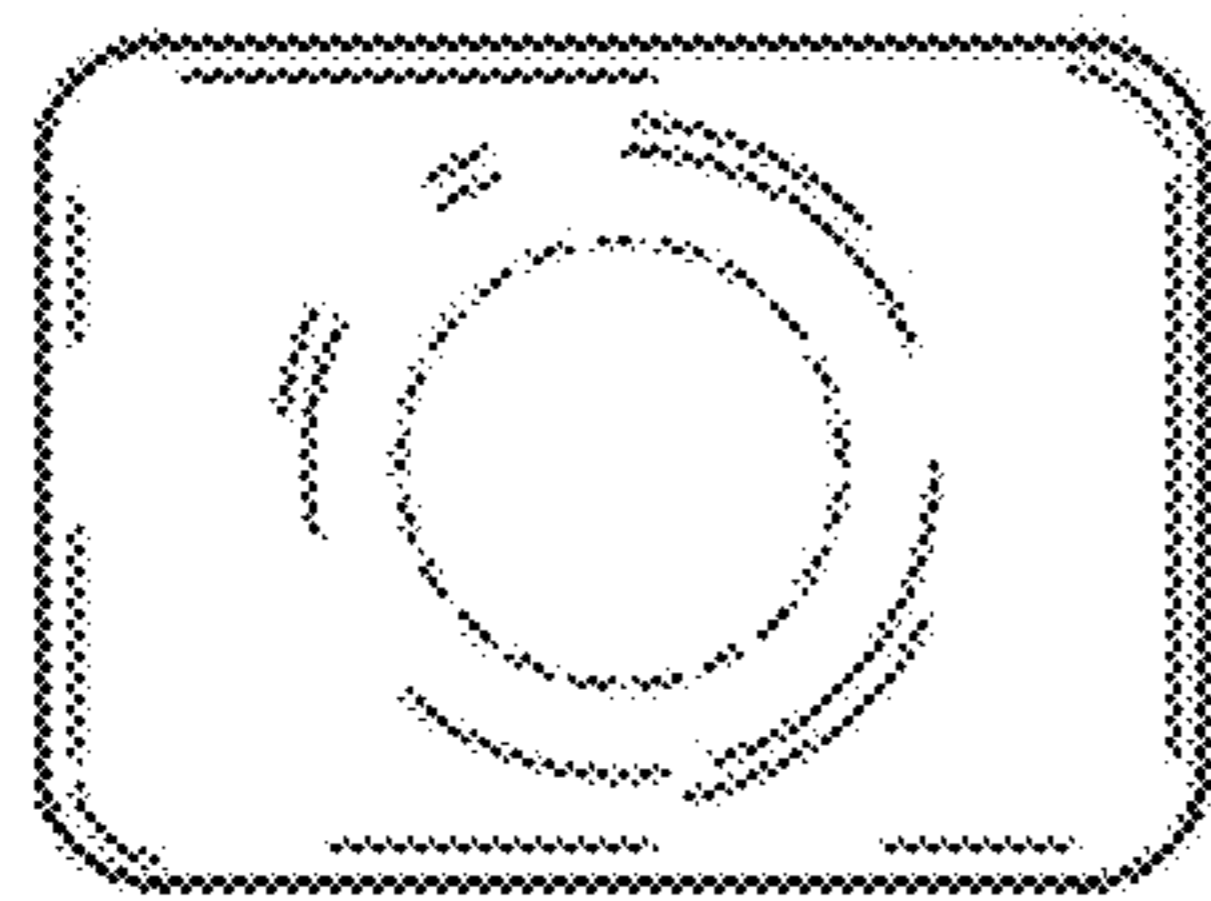
*FIG. 3*



*FIG. 4*



*FIG. 5*



*FIG. 6*



*FIG. 7*